

Strengthening conservation and management of Lumbini, the birthplace of Lord Buddha, World Heritage Property

UNESCO project FIT/536NEP4001 funded by the Japanese Funds-in-Trust for
the Preservation of the World Cultural Heritage

Identifying, evaluating and interpreting the physical signature of
Lumbini for presentation, management and long-term protection
Report of the third season of field operations



Robin Coningham & Kosh P Acharya
2013



FIT/536NEP4001
Report of the third season of field
operations
N° KAT/2013/PI/H/8
CLT/KAT/2013
© UNESCO, 2013
Printed in Nepal

The present technical papers are made exactly from the draft the authors prepared. The designations employed and the presentation of material throughout this publication do not imply the expression of any opinion whatsoever on the part of UNESCO concerning the legal status of any country, territory, city or area of its authorities, or concerning its frontiers or boundaries.

EXECUTIVE BRIEF

Within the framework of the UNESCO/Japanese Funds-in-Trust for the Preservation of the World Cultural Heritage, and in close cooperation with UNESCO World Heritage Centre and the UNESCO Kathmandu Office, the authors continued to implement the program of archaeological activities in order to identify, evaluate and interpret the archaeological signature of the site of Lumbini, including the Nursery Well and the southwest of the Sacred Garden.

In accordance with the above brief, the directors completed the following tasks during the first year of work, October 2012 to September 2013, with the third season of archaeological field activity taking place in January 2012:

- Reaffirmed the presence of Pre-Asokan levels in the Temple, assessing their nature and preservation, and mapping them on GIS to prevent future damage. [Section 8.1]
- Confirmed the presence of early cultural levels in the east of the Sacred Garden assessing their nature and preservation, and mapping them on GIS to prevent future damage. [Section 8.2]
- Confirmed the presence of early cultural and natural levels in a sample of the un-surveyed areas of the Sacred Garden, Road system and Nursery Well, assessing their nature and preservation, and mapping them on GIS to prevent future damage. [Section 7.2, 7.3, 8.3 & 8.4]
- Completed an analysis of the 2013 visitor and pilgrim data, and comparison with the 2001-2 survey to identify similarities and changes in perception/ behaviour on the site over the last decade. [Section 11.3 & 11.4]

Please note that laboratory analysis will be ongoing to continue to aid our broader interpretation of the archaeology of the site.

In addition to the above outcomes, we have recommended:

- the use of the proposed Archaeological Risk Map to aid the future management and development of the site;
- the adoption of the Guidelines for the Physical Plan of Lumbini;
- the removal of the Police Station on the Village Mound;
- the expansion of the boundary of the World Heritage property to incorporate the outlying archaeological sites;
- the auger coring of sample transects unsurveyed areas within the 1x1 mile Sacred Garden and within the levee;
- the extension of the walkway within the Maya Devi Temple;
- the identification of additional funding to expand the chronological and developmental sequence of Lumbini;
- the development of an exhibition of the findings at the Lumbini Museum;
- an improvement in the quality and quantity of signage at the site;
- the development of an international website promoting the history and character of the site.

CONTENTS PAGE

1. INTRODUCTION.....	5
2. RECOMMENDATIONS	6
3. OVERVIEW OF SEASON ONE & TWO ACTIVITIES	14
4. MISSION BRIEF	16
5. METHODOLOGY	18
6. MAPPING	19
7. AUGER CORING	21
8. EXCAVATION	24
9. CERAMICS.....	44
10. GEOARCHAEOLOGY AND DATING.....	48
11. VISITOR SURVEY	50
12. BIBLIOGRAPHY	59
APPENDIX A - 2013 Auger Profiles	61
APPENDIX B - Context Report	76
APPENDIX C - Special Finds (Season Three Only).....	96
APPENDIX D - Ceramic Finds (Season Three Only)	144
APPENDIX E - Bulk Counts.....	145
APPENDIX F - Sample Lists	148

1. INTRODUCTION

Buddhism developed during the first half of the first millennium BCE, as a number of heterodoxical teachings emerged from the mainstream Hindu belief system within the northern part of the Indian subcontinent. Once an extremely influential force in South Asia, there are now only 6.6 million Buddhists within India, with the only majority Buddhist communities lying within Sri Lanka. Traditionally, knowledge of the history and nature of Buddhism has come from two sources, ancient texts (Schopen 1997) and modern practices (Gombrich 1971, Trainor 1997) and archaeology was seldom utilised aside from the large-scale, unscientific clearing of 'Buddhist' monuments. However, it is becoming increasingly clear that archaeology can play an important role in providing a unique insight into the nature and character of early Buddhism (Coningham 2001; Coningham *et al.* 2007).

The site of Lumbini in Nepal was identified as the birthplace of the Buddha by General Rana and Dr Fuhrer of the Archaeological Survey of India in 1896 due to the presence of an Asokan inscription and with the support of records from the fourth century AD Chinese pilgrim Faxian (Coningham 2001). Despite over a century of archaeological research at Lumbini, including recent Japanese-led excavations in 1996, no material from pre-Asokan (third century BC) layers had been recovered, a challenge that the current mission aimed to address in addition to assisting the long-term preservation and management of the site.

We would like to acknowledge the support of the following individuals and institutions, without whose support, guidance and enthusiasm, the current project would not have succeeded: Sri Acharya Karma Sangbo Sherpa, Mr Bhesh Narayan Dahal, Mr Mod Raj Dotel, Mr Bishnu Raj Karki, Mr Basanta Bidari, Mr Ajitman Tamang, Mr Rajendra Thapa, Mr Ram Bahadur Kunwar, Mr Bhaskar Gayanwali, Mr Suresh Suras Shrestha, Mr Himal Kumar Upreti, Mr Krishnan Bahadur KC, Mr Sushil Ghimire, Ms Aruna Nakarmi, Mr Axel Plathe, Dr Roland Lin, Mr Kai Weise, Mrs Nabha Basnyat-Thapa, Mrs Nipuna Shrestha, Ms Natsuko Hashimoto, Prof Yukio Nishimura, Dr Costantino Meucci, Prof Ian Simpson, Dr Mark Manuel, Dr Armin Schmidt, Dr Keir Strickland, Dr Krista Gilliland, Mr Christopher Davis, Ms Jen Tremblay, Mrs Armineh Marghussian, Ms Jo Shoebridge, Ms Anouk Lafortune-Bernard, Prof Ian Bailiff, Prof Beena Paudyal, Dr. Mala Malla, Mr Pashupati Nyaupane, Prof Dhan Bahadur Kunwar, Mr Shree Ram Ghimire, Ms Anita Timalina, Ms Maiya Kaiti, Ms Shanti Limbu, the staff and students of Tribhuvan University, Jay Thapa, the Japanese-Funds-in-Trust, the Lumbini Development Trust, UNESCO Kathmandu Office, the Department of Archaeology (Government of Nepal), Durham University, the University of Stirling, and the communities of Lumbini.

2. RECOMMENDATIONS

This section outlines a series of key recommendations for the long-term management, conservation and presentation of the site of Lumbini. It re-iterates some of the recommendations from previous missions, and provides preliminary guidance for shorter-term archaeological assessment at the site.

2.1 Walkways within the Sacred Garden

It is noted that the development of the tiled walkways within the Sacred Garden has been a particular success. As reflected in Section 10.3 and 10.4 below, they have helped to provide a more structured route through the Sacred Garden for pilgrims and visitors, and have successfully prevented people from damaging the standing brick monuments. The development of the walkways has also presented a successful model for co-operation between site managers, planners and archaeologists. They are a demonstration of the potential for collaborative efforts in order to ensure the preservation of the archaeological remains, whilst also ensuring that visitor and pilgrim expectations are fulfilled.

2.2 Archaeological Risk Map

Figure 2.1 presents an Archaeological Risk Assessment Map for the site of Lumbini. It highlights those areas where the archaeological vestiges, both on the surface and below the surface, are at risk from development. It is recommended that those areas that have been highlighted as 'Very High' and 'High Risk' should have no intrusive development whatsoever – this includes the planting of trees. Development in areas of 'Moderate Risk' should be avoided wherever possible, and should be fully reversible and sympathetic to the material and character of the archaeology of the site (see section 2.3 below). Areas of 'Low' and 'Minimal Risk' are potential areas for development; however, again this should be as non-intrusive as possible and fully reversible. Please note that some areas of within the levee as well as much of the 1x1 mile Sacred Garden will need to be subjected to auger coring to complete the mapping.

2.2.1 Very High Risk

These areas contain the most important archaeological remains at the site and are of significance not only for understanding the development of Lumbini, but also the wider Natal landscape of the Buddha and beyond. There should be no further development in these areas, and any existing modern structures should wherever possible be removed. No trees should be planted in these areas, and the landscapes kept as pristine and unaltered as possible.

2.2.2 High Risk

These areas contain important archaeological remains that are of significance to understanding the development of Lumbini. There should be no further development in these areas, and any existing modern structures should wherever possible be removed. No trees should be planted in these areas, and the landscapes kept as pristine and unaltered as possible.

2.2.3 Moderate Risk

These areas contain (or may contain) archaeological remains that can inform us about the development of Lumbini. Development in these areas should be kept to a minimum, although there is no pressing need to remove existing modern structures. However, it is important that any development is non-intrusive, fully reversible and uses appropriate materials. Landscapes should be kept simple and any alterations should be confined to the upper 50cm of the soil.

2.2.4 Low Risk

These areas contain minor archaeological remains, which may be able to inform us about the development of Lumbini. Development in these areas is possible, but should be non-intrusive, fully

reversible and use appropriate materials. Landscapes should be kept simple and any alterations should be kept to a minimum.

2.2.5 Minimal Risk

These areas contain no archaeological remains, and any developments that are required should be focused in these areas. However, such developments should be fully reversible and use appropriate materials.

2.2.6 Unsurveyed Areas

The areas that have not been appropriately surveyed should be targeted for sampling as soon as possible. The initial approach should be a series of auger transects focussed on these areas, in order to ascertain the presence or absence of subsurface material culture. When this is completed, we can provide greater assurances against the risk of damage to any archaeological features in these areas.

2.3 Guidelines for the Physical Plan of Lumbini

In line with Coningham and Milou (2000) and Coningham and Tremblay (2011), we reiterate the guidelines for the physical plan of Lumbini, to ensure proper preservation and presentation of the Sacred Garden. These comprise eight criteria against which all development and site alterations should be tested: non-intrusive, reversibility, shelter, visibility, focus, access, worship and authentic materials. We note that there have been significant improvements in terms of access and focus within the Sacred Garden, and are keen to stress the need for non-intrusive, reversible development that uses authentic materials.

2.3.1 Non-intrusive

As many developments within, and improvements to, the Sacred Garden are as non-intrusive as possible, and that *"designs are 100% reversible. That is, the construction, and eventual removal, of the structure will not cause any damage to the archaeological site and its structures and deposits."* (Coningham and Milou 2000: 23). In the event that water pipes or power lines are needed to be laid, it is recommended that they are placed in areas where no structures have been identified by the archaeological team (areas of Low and Minimal Risk)

2.3.2 Reversibility

As many developments within, and improvements to, the Sacred Garden are as reversible as possible, and that *"designs are 100% reversible. That is, the construction, and eventual removal, of the structure will not cause any damage to the archaeological site and its structures and deposits."* (Coningham and Milou 2000: 23). In the event that additional structures, lamp posts or sign posts are needed, it is recommended that the intended lifespan of the structure should also be made explicit and the designs should be accompanied by clear descriptions of how the intervention is to be fully reversed

2.3.3 Shelter

Whilst the Maya Devi Temple foundations have been covered by a shelter to protect the fragile Mauryan brick, the marker stone and nativity sculpture; the other monuments within the Sacred Garden should be conserved according to the recommendations of team implementing Activity 1 of the JFIT Project and it is not envisaged that they will need permanent or temporary shelter.

2.3.4 Visibility

In view of the archaeological and religious importance of the structure exposed, it is recommended that the exposed brick foundations within the Sacred Garden remain visible to visitors. However, a consistent mode of signage and information should be provided to pilgrims and visitors.

2.3.5 Focus

Pilgrims and visitors to the Sacred Garden have three main core foci, the Maya Devi Temple (complete with reinstated nativity sculpture and visible marker stone), the bathing pool and the Asokan pillar. All additional exposed structures and monuments should remain subsidiary to these key features. This mass of heavily conserved brick-built structures including stupas, viharas and a well, reflect Lumbini's role as a place of devotion and a site of pilgrimage but many are undated and lie somewhere between the c. 3rd century BC and 7th century AD. The removal of the 1930s earth spoil mounds to the north and south of the Sacred Garden has already successfully removed their misidentification as ancient stupas by pilgrims and visitors and a consistent mode of signage, maps and information boards will assist focus and interpretation of monuments, their date and function.

2.3.6 Access

The current use of prayer flags to restrict access has been highly successful and the new pathways help to guide pilgrims and visitors in a single direction ensuring that the Sacred Garden's major routes from the entrance gates circumabulate the monumental complex through areas of meditation and offerings before looping back to the Temple and Pillar. However, the current fence surrounding the Sacred Garden divorces the archaeological complexes outside the Sacred Garden, such as the Village Mound and South-east cluster near the Helipad.

2.3.7 Worship

Lumbini is a living monument, and worship by both Buddhists and Hindus and this must continue to form an integral element of the Sacred Garden. Whilst access to fragile monuments and structures must be restricted in order to protect them, their continued visibility offers a focus for worship with the meditation platforms linked by the circumambulatory paths offering locations for worship.

2.3.8 Authentic materials

The new tiled walkway has dealt with many of the issues surrounding the use of inauthentic materials in the Sacred Garden, and we are keen to ensure that "the Asokan pillar, nativity sculpture and marker should be all the more notable by being the only objects of stone at the site." (Coningham and Milou 2000: 3). Moreover, we recognise that the archaeological and conservation investigations have provided a very useful insight to the ancient use of brick, tile, timber and white lime plaster as well as the architectural features of the early shrines. We would advise that this corpus of data is referenced in subsequent developments at the site.

2.4 Removal of the Police Station

In line with the Archaeological Risk Map (Section 2.2) and the Guidelines for the Physical Plan (Section 2.3), we recommend and support the removal/relocation of the Police Station from the southwest Village Mound. Whilst we acknowledge that the presence of the Police in this area has helped to protect the site, the continuation of activity at the site poses a real threat to the archaeological remains. In order to ensure the preservation of the site, we recommend that the Police Station is relocated and the area is cleared back of vegetation. However, this should not involve the uprooting of trees as this could damage subsurface archaeology. However, small trees, bushes and shrubs should be removed, and further vegetation growth managed to ensure the landscape is kept simple and visible but without additional tree root penetration. Pedestrian access to the area does not need to be restricted, but vehicular access should be. No new developments should be undertaken, and features such as the telegraph poles should also be relocated. The longer term development of the area should be discussed, and if possible the area should be incorporated into the World Heritage Property.

2.5 Expanding the Boundary of the World Heritage Property

We recommend that the boundary of the World Heritage property be expanded to incorporate the southwest cluster of structures (Helipad), the Village Mound and Nursery Well sites. Presently, the boundary fence divorces key elements relating to the development of Lumbini from World Heritage status and threatens its longterm preservation. It is further recommended that selected monuments are more fully excavated, exposed and conserved in order to be seen by pilgrims and visitors such as the Nursery Well, the platform in the south-east of the Sacred Garden and the Village Mound. Access to these additional monuments will have to be considered as well as their conservation and protection as, for example, it is likely that the Nursery Well will need a shelter.

2.6 Extending the Walkway within the Maya Devi Temple

In light of discussions to extend the central visitor walkway (which provides access to the Marker Stone) within the Maya Devi Temple across the entire width of the Temple, we support the proposal of removing the upper courses of bricks from the wall directly east of the Marker Stone and extending the cul-de-sac bridge which currently exists all the way across the monument to the northern walkway. This would allow the removal of the queues waiting to see the Marker Stone. The wall in question is much later in date than the Marker Stone and the Asokan Temple, and does not represent a significant developmental phase of the Temple. However, any excavation and removal of this wall should be done in consultation with the Conservation team, and only after it has been fully mapped and recorded. Furthermore, the removal of this wall will provide access to undisturbed, *in situ*, archaeological remains beneath it, providing a unique opportunity to assess and sample these earlier Temple layers. Again, we stress that it is absolutely imperative that any development inside the Maya Devi Temple follows the eight criteria outlined in Section 2.3.

2.7 Extending the Chronology of Lumbini

We have been able to expand our chronology of the site from last year's work (see Table 2.1). Having identified very early layers within the Temple and Village Mound, we now have evidence for early occupation in the monastic structures outside the Temple, as well as early and later occupation in the south-east cluster near the Helipad. Table 2.1 shows the now expanded chronology of the site. Further funding for dating would strengthen and expand this chronological sequence.

2.8 Museum Exhibition

In light of the new chronological sequences of both the Maya Devi Temple and its immediate surrounding landscape, it is important that the museum content at Lumbini is updated to showcase these important discoveries to visitors and pilgrims alike. Any such exhibition should present the archaeological and spiritual development of Lumbini from its earliest occupation, the birth of the Buddha, subsequent Temple developments through to its abandonment. The museum would also be a suitable place to present the modern-day development of Lumbini, from its rediscovery, through Kenzo Tange's Masterplan and World Heritage status, to future plans for the site. This would also provide a greater context for visitors and pilgrims, and help to extend the duration of their visit to the site and the area.

2.9 Maps and Signage on Site

As noted in 2.3.4, we recommend that the quantity and quality of signboards present at the site is significantly enhanced. Presently, there is very little information available to visitors to inform them as to the significance of extant features at the site, what period they date to, and where additional areas of importance are, such as the Village Mound. Providing maps of the broader area will encourage people to extend their stay in Lumbini, and gain a deeper understanding of the architectural, spiritual and social development of the site.

2.10 Website

A website for Lumbini should be developed and maintained in order to provide details as to the significance, background, development and future plans of Lumbini.

	Maya Devi Temple	Monastic Area (Sacred Garden)	Village Mound	South-East Cluster (Helipad)	Nursery Well
1500BC			Natural land surfaces		
1300BC		Natural land surfaces	Early occupation within pit [1534] & [1536]		
1100BC	Natural land surfaces				
900BC	Early ephemeral occupation	Early ephemeral occupation	Flooding Event	Early occupation in pits [1352] and [1353]	
700BC		Wall slot [4044] and fill (4045). Early floor surfaces (4043)			
500BC	Early timber shrine		Early occupation within pit [1009]		
300BC	Construction of brick temple				<i>Construction of Well?</i>
100BC	Mauryan occupation layers				<i>Construction of Well?</i>
AD100	Reworking/expansion of exterior of temple	Continued occupation layers	Abandonment of early pit occupation		<i>Repair of Well? (Kushan Period)</i>
AD300			Construction of brick structures		
AD500					
AD700			Continued occupation layers	Construction of Structure A	
AD900			Continued occupation layers		
AD1100					

Table 2.1 Chronological sequence of occupation at the Maya Devi Temple, Sacred Garden, Village Mound and other sites as defined during the three seasons of work. These are dates and sequences supported by chronometric dating techniques. We are awaiting further dating information for the Well.




Figure 2.1 Archaeological Risk Map for Lumbini. The block colours represent areas that have been assessed during Phase I, whilst crosshatched areas require further assessment in order to provide more secure data.



Figure 2.2 Photo showing the proximity of the Police Station to the excavations on the Village Mound in 2012



Figure 2.3 Photo showing the current walkway within the Maya Devi Temple, and brick wall to its right (eastern) side that would be removed.

3. OVERVIEW OF SEASON ONE & TWO ACTIVITIES

Season one of the project focussed on the mapping of the key archaeological features and standing monuments of Lumbini, geophysical survey of the Sacred Garden and Village Mound and excavations within the Maya Devi Temple and at the Village Mound (Coningham and Acharya 2011). Season Two continued this work in the Maya Devi Temple and on the Village Mound, as well as opening new areas of investigation within the monastic structures to the south of the Temple, and across a potential palaeochannel north of the Temple (Coningham and Acharya 2012).

The excavations in the Maya Devi Temple aimed to ascertain whether there was evidence of pre-Asokan occupation within the site and, if so, to characterise its nature and record its presence for future protection. The discovery of several occupation layers below the Asokan brick horizon has certainly demonstrated the presence of such structures. During the second season, these occupation layers became more defined, with a cardinal posthole alignment found underlying a brick kerb and pavement complex below the Asokan temple. These postholes dated to the fifth century BCE and may represent the earliest Buddhist shrine in South Asia. As such, we were able to identify several pre-Asokan occupation sequences and remodelling phases of the Maya Devi Temple, before the construction of the Asokan temple. Furthermore, the presence of wall cuts suggests that rather than representing deliberately built brick 'chambers', the regular grid-iron layout of brick walls was the result of the digging of a series of foundation trenches into (and thus destroying) earlier cultural sequences at the site. The results have also shed light on the form and material used in the construction of the Asokan temple itself.

The primary aim of the excavations at the Village Mound was to identify the depositional sequence of the Village Mound. Mauryan period structures, possibly associated with manufacturing, were identified – suggesting that this settlement may have served to support the Maya Devi Temple and/or pilgrims visiting the site. The first season of excavations at the Village Mound was able to identify a clear depositional sequence and also identify two clear structural periods. The earliest, possibly pre-Mauryan, period of occupation, identified in both Trenches A and B appears to have been characterised by a number of negative features (pits, postholes and stakeholes) as well as apsidal structures built around sunken floors with low walls of redeposited natural clay topped with wattle-and-daub super-structures. During the second season, the trench within the Police Station compound identified evidence dating back to the thirteenth century BCE, significantly predating occupation within the temple, and demonstrating a greater antiquity to the area of Lumbini than previously thought. The structural sequences and material cultural from the Lumbini Village Mound was similar to that of contemporary sites, such as Gotihawa (Verardi 2007), and suggests the presence of multiple communities within the Terai dating back to the second millennium BCE. The long-term preservation of this monument is threatened by its continued use as a Police Station with the visible presence of numerous intrusive activities.

During the second season, a trench was opened across one of the monastic structures in the Sacred Garden to the south of the Temple. As within the Temple, this trench identified a series of occupation sequences, starting with postholes in the fifth century BCE, and subsequently followed by several (although not as many as within the Temple) phases of remodelling and realignment of walls. The excavation also demonstrated that conserved walls on the surface do not necessarily reflect the extent and position of archaeological material below the ground but also that any attempt to cut trenches for power, water or drainage lines will damage in-situ archaeological deposits. The trench within the now-silted palaeochannel north of the Temple exposed a deep sequence of environmental sequences, as opposed to cultural sequences. Laboratory work is ongoing to define the past environment, and what impact the development of Lumbini may have had on the landscape.

Alongside this archaeological campaign, the team continued to conduct geophysical survey, detailed topographic mapping and auger-coring across the site in order to better define the extent of archaeological material, both above and below the surface. Samples were taken from excavation trenches for OSL and radiocarbon dating to help build our chronology, and associated laboratory work continues.



Figure 3.1. The early sequence of postholes representing the first timber shrine at Lumbini. Visible within Trench C5b in the Maya Devi Temple.

4. MISSION BRIEF

4.1 Introduction

Kenzo Tange's Master Design for the Lumbini Garden noted that "the actual extent of the artefacts buried underground is still not known" and stressed that "through excavation investigations, the total picture of urban structure and its transitions must be known" and that "decisions must be made for each area concerning which level of artefacts are to be shown to the public" (Tange 1981: 35). Whilst some elements of Kenzo Tange's brief have been completed over the last twenty-eight years, such as the joint JBF, DoA & LDT excavations of the sequence of Maya Devi Temples, our understanding of the physical signature of the archaeological site and its cultural landscape was remarkably poor when we started the project. Indeed, as noted in the mission reports of 2000 and 2002, we had little knowledge of the original extent and definition of the Sacred Area, or of its sequence of development, and we had little understanding of the function of isolated archaeological structures within the Sacred Garden or of its palaeoenvironment and palaeo-topography. We also had very little knowledge as to the development and nature of the Lumbini Village, Asia's earliest named settlement and of its relationship with the monasteries, stupas and temples of the Sacred Area. Finally, there is still little knowledge of the sequence and function of neighbouring sites associated with the Buddha's life and the lives of previous Buddhas. As the numbers of pilgrims, tourists and visitors visiting Lumbini and its associated sites have risen, there is greater pressure on the surviving surface and subsurface archaeological remains and it was (and still is) imperative that the physical signature of Lumbini and its associated sites is identified, mapped, evaluated and interpreted so that significant areas may be presented, managed and given long-term protection. Unlike thirty years ago, archaeological science has developed significantly and it is now possible to obtain chronometric, palaeoenvironmental and cultural information from a combination of non-intrusive and limited intrusive evaluation and, using such a combination, the recommendations made by the team (Section 2) will allow Tange's original vision to be realised.

During the DoA, JBF and LDT collaborative excavations between 1992 and 1997, the archaeologists removed the monumental sequence of temple building which postdated the Mauryan brick structure. In line with Tange's vision, they exposed what they considered to be the earliest brick structure at the site, the Asokan Maya Devi Temple. However, even then K.P. Acharya proposed that there was evidence of earlier structures associated, which would have been constructed out of perishable materials such as wood, bamboo and mud and were likely to have been damaged by later constructions. He hypothesised that some of these early sequences were still visible, preserved within and below the cell-like structure of the Mauryan structure. As most of the other pre-Asokan horizons of the great Buddhist pilgrimage sites of South Asia have been disturbed by subsequent phases, this resource at Lumbini may be considered to be unique, and recent developments in archaeological science have allowed us to carefully sample and reconstruct the nature of the earliest occupation at the site and understand more about its palaeoenvironment.

4.2 Activities

Activity 2 of the JFIT UNESCO Project aimed to identify, evaluate and interpret archaeological sequences within the Maya Devi Temple and the Village Mound, and to map both surface and subsurface features within the Sacred Garden and areas surrounding it, including the Village Mound, through the following activities earmarked for completion in Year Three:

Activity 2.4: Evaluating and Interpreting the Sacred Garden

- a) Continue to map archaeological and natural features within the Sacred Garden site on GIS.
- b) Excavate one trench adjacent to one of the brick structures to the east of the Temple in order to expose the sequence and take C14 and TL samples to chronometrically date the construction.

- c) Extract kubiena tins and pollen cores from the best preserved sections for thin-section analysis to microscopically study the deposits and interpret their characteristics e.g. internal floors, old land surfaces etc. and also the nature of the palaeoenvironment e.g. wood charcoals, pollens etc.
- d) Extract Optically Stimulated Luminescence (OSL) samples from the best preserved section measuring the background radiation levels in order to chronometrically date the sequences.

Activity 2.5: Evaluating and Interpreting the Unsurveyed Areas of the Sacred Garden, Road system and Nursery Well

- a) Continue to map archaeological and natural features within Unsurveyed Areas of the Sacred Garden, Road system and Nursery Well on GIS.
- b) Excavate one trench in the Unsurveyed Areas of the Sacred Garden (near the helipad/LDT offices) and one trench at the Nursery Well in order to expose their sequences and take C14 and TL samples to chronometrically date them.
- c) Extract kubiena tins and pollen cores from the best preserved sections for thin-section analysis to microscopically study the deposits and interpret their characteristics e.g. internal floors, old land surfaces etc. and also the nature of the palaeoenvironment e.g. wood charcoals, pollens etc.
- d) Extract Optically Stimulated Luminescence (OSL) samples from the best preserved section measuring the background radiation levels in order to chronometrically date the sequences.

Activity 2.6: Evaluating and Interpreting Pre-Asokan levels in the Maya Devi Temple

- a) Empty the modern protective fills of two chambers within the Mauryan structure and excavate back the existing sequences of pre-Asokan occupation.
- b) Extract kubiena tins and pollen cores from the best preserved sections for thin-section analysis to microscopically study the deposits and interpret their characteristics e.g. internal floors, old land surfaces etc. and also the nature of the palaeoenvironment e.g. wood charcoals, pollens etc.
- c) Extract Optically Stimulated Luminescence (OSL) samples from the best preserved section measuring the background radiation levels in order to chronometrically date the sequences.

Activity 2.7: Visitor and Pilgrim Survey

- a) Evaluate changes of pilgrim activities over time, looking at how religious activities have changed on a short term basis, by comparing the data collected during the 2001-2 cultural monitoring mission with the results of this survey.
- b) Compare modern practices and the archaeological data available for Lumbini and other pilgrimage sites in order to evaluate whether some of the modern trends could also be reflected in the archaeological record.

4.3 Outputs

The outputs of Season Three were as follows:

- Confirmed the presence of early cultural levels in the East of the Sacred Garden assessing their nature and preservation, and mapping them on GIS to prevent future damage.
- Confirmed the presence of early cultural and natural levels in a sample of the un-surveyed areas of the Sacred Garden, Road System and Nursery Well assessing their nature and preservation, and mapping them on GIS to prevent future damage.
- Reaffirmed the presence of Pre-Asokan levels in the Temple, assessing their nature and preservation, and mapping them on GIS to prevent future damage.
- Analysed visitor and pilgrim survey data and compared it with the 2001-2 survey to identify similarities and changes in perception/ behaviour on the site over the last decade.

5. METHODOLOGY

In order to achieve these stated outputs, we conducted a series of non-intrusive and intrusive archaeological activities. Firstly, we continued to map the World Heritage Site and its environs using a Leica total station in order to create a high resolution topographic map of the area, and to link the dispersed archaeological features together. As planned, no geophysical survey was undertaken in 2013. Archaeological excavation was undertaken within the Maya Devi Temple, on monastic structures east of the temple, across structures to the southeast of the Sacred Garden and within the vicinity of the Nursery Well.

5.1 Dating

Optically stimulated luminescence (OSL) investigations have been undertaken on sediment collected from several stratigraphies at Lumbini to provide a chronology to interpret the early alluvial history and cultural activity at the site. OSL profiling and age determinations were sampled in each of the locations noted above.

Samples were submitted to the luminescence facilities at the Scottish Universities Environmental Research Centre (SUERC) for dating. All samples were subjected to laboratory preparation of sand-sized quartz. The purity of the quartz concentrate was checked using scanning electron microscopy. Dose rates for the bulk sediment were evaluated using analyses of the uranium, thorium and potassium concentrations obtained by high resolution gamma spectrometry coupled with beta dose rate measurement using thick source beta counting. Equivalent doses were determined by OSL from 16 aliquots of quartz per sample using the quartz single-aliquot-regenerative (SAR) procedure. The material exhibited good OSL sensitivity and produced acceptable SAR internal quality control performance. Dose distributions were analysed using radial plotting methods and ranked scatter plots.

Samples of ceramic brick were also prepared for luminescence dating tests. The method determines the date of firing where the ceramic artefacts have been heated to sufficiently high temperatures (e.g., to at least 300 °C). Coarse crystalline grains were extracted from the interior of each brick sample and a series of chemical treatments applied to isolate the quartz fraction. The optically stimulated luminescence (OSL) signal from a series of aliquots of quartz grains were measured following a single aliquot regenerative (SAR) procedure, and the data collected were used to determine the burial dose, D_e . The radionuclide content of the bricks was measured using a combination of experimental methods, including high resolution gamma spectrometry and beta thermoluminescence dosimetry; the dose rate to the quartz grains at each sample location, \dot{D}_{tot} , was calculated using these data. The luminescence age, A , corresponds to the quotient of D_e and \dot{D}_{tot} (i.e., $A = D_e / \dot{D}_{tot}$).

6. MAPPING

Mapping continued to link together the dispersed archaeological features of the site and its environs, and extended the topographic map of the site to the outer edge of the levee. This was undertaken using a Leica TPS 1200 total station, and results integrated with last year's mapping data. In total over 3000 survey points were taken during the three seasons, linking trenches, auger points and geophysics grids with archaeological features, modern structures and topographic heights. The mapped data has been added into the GIS database, which when combined with the subsurface geophysical survey data will provide a unique management tool aiding individuals in the long-term management of the site.



Figure 6.1. Mapping using the Leica TPS 1200. The station is controlled remotely, allowing one user to conduct the mapping rather than two.

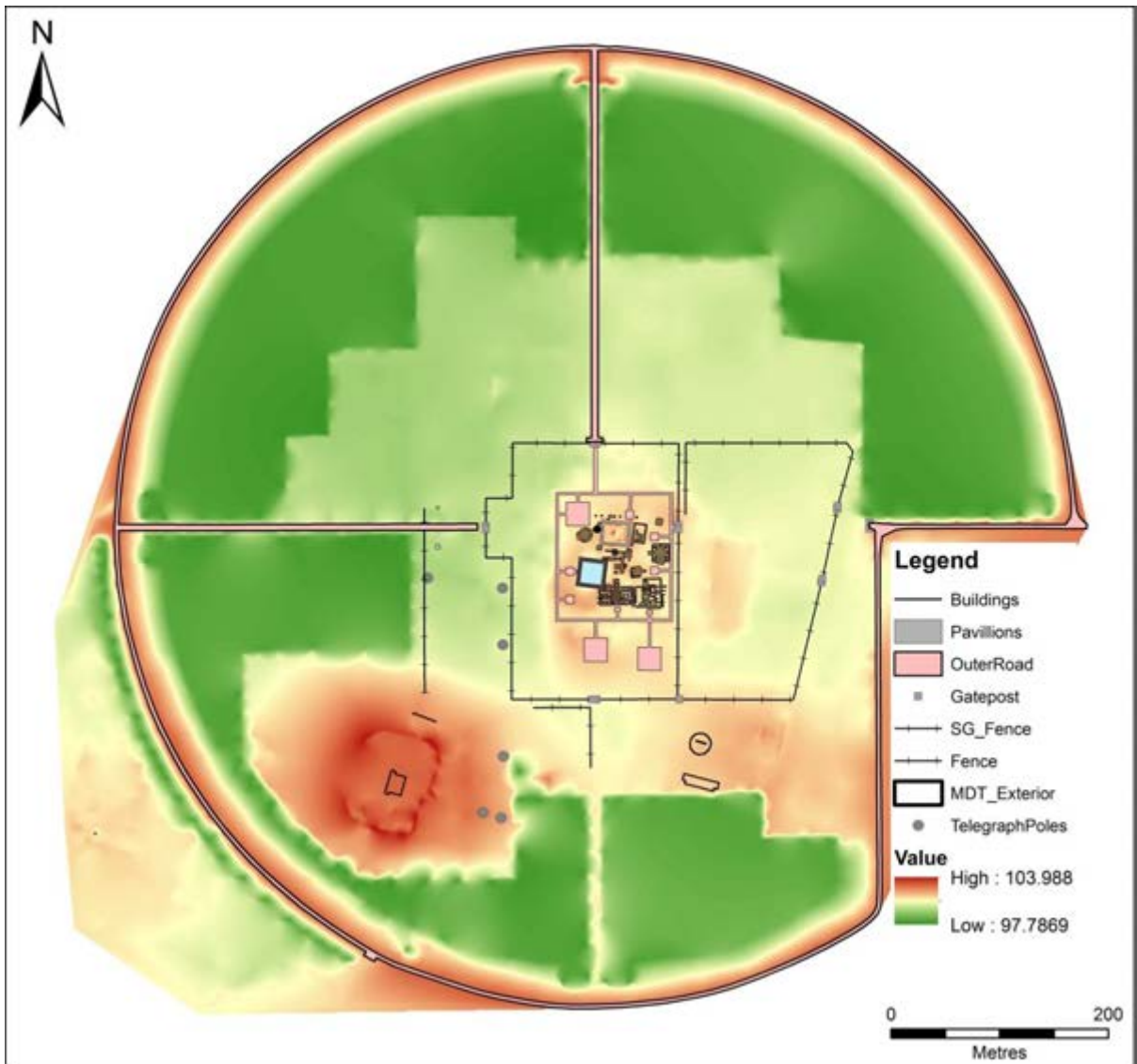


Figure 6.2. Topographical map of Lumbini, extending out to the outer edges of the levee.

7. AUGER CORING

Auger-coring was undertaken in conjunction with the excavations at the Nursery Well and on the Helipad, in order to ascertain the potential depth spread of cultural material from these two areas of investigation, and to gain a better understanding of the underlying geological profile of the site.

7.1 Fills

After three years of auger-coring, we have been able to define 13 major cultural and natural fills across the sites, which are outlined below. These fills represent concurrent groupings of soil, cultural material and natural layers that we can use to identify areas of past activity and the depth of the underlying geology. They are by no means absolute stratigraphic sequences, but represent similar types of deposit across a wide area.

Fill A is a cultural fill found in the uppermost layers of all augers in and around the Sacred Garden and consists of silty clay loams that range from Very Dark Greys (10YR 3/1 & 2.5Y 3/1), through Dark Greyish Browns (10 YR 4/2) to Very Dark Greyish Browns (10YR 3/2 & 2.5Y 3/2). Cultural inclusions are predominantly ceramics and brickbats, with a thick brick horizon, presumably representing a structural layer, encountered in Auger LVM9 between 100-180cm depth, and a smaller one in Auger LVM2 between 40-60cm. Charcoal is encountered, but only rarely. Ceramics are primarily Medium and Coarse Red Wares and Mica Slipped Ware.

Fill B is a cultural fill found stratigraphically below Fill A in almost all augers and consists of silty clays that range in colour from Very Dark Greys (2.5Y 3/1) through Dark Greyish Browns (10YR 4/2, 2.5Y 3/2 & 2.5Y 4/2), Very Dark Greyish Browns (10YR 3/2) to Dark Olive Brown (2.5Y 3/3) and Olive Brown (2.5Y 4/3). Cultural inclusions are more common and again are predominantly ceramics and brickbats, but charcoal is found more frequently. Brick horizons are also common, perhaps representing a widespread structural phase. The ceramics include Medium and Coarse Red Wares, Mica Slipped Ware as well as Black and Red Ware and Black Slipped Ware. In some augers, there is a distinct spongy texture to the soil which may represent degraded mud architecture (Simpson pers comm. 2011) supporting the idea of a widespread structural phase.

Fill C is a modern redeposited natural present at the top of some auger profiles within the Police compound and Nursery Well area, and consists of a compacted Brownish Yellow (10YR 6/6) or Light Olive Brown (2.5Y 5/3) silty clay, presumably for levelling. It is found in a thick band at the top of LVM3, although LVM1, LVM2 and LVM7 all have small bands at the surface. These augers are all within the Police compound and Nursery Well area.

Fill D is a natural, or in some places transitional natural sandy silt clay that ranges in colour from Brownish Yellow (10YR 6/6), Light Yellowish Brown (2.5Y 6/4) to Dark Yellowish Brown (2.5Y 4/4). It ranges from a "dirty" transitional phase into sterile layers with no inclusions. Small flecks of charcoal suggest that there may have been some ephemeral occupation within this layer. Fill D can be seen at the base of Trenches A and B within the Village Mound excavations, and in various augers around the Helipad.

Fill E is a natural, or in some place transitional natural silty clay that ranges in colour from Dark Greyish Brown (2.5Y 4/2), Light Olive Brown (2.5Y 5/4), Olive Brown (2.5Y 4/4) to Olive Yellow (2.5Y 6/8). It differs in colour and consistency from Fill D and is present on the peripheries of the Village Mound, but found more frequently around the Nursery Well

Fill F is a compact loamy clay topsoil and that is present within palaeochannel trench. It is visible within all augers and varies in colour from 10YR 5/3 Brown to 10YR 3/3 Dark Brown. It contains roots, as well as brick and pottery to varying degrees.

Fills G and I are modern brick rubble fills, and equates to contexts (6002) and (6004) in the palaeochannel. They are compact layers containing large volumes of brick and a clay matrix, and range in colour from 10YR 3/3 Brown to 2.5YR 4/6 Red. Other inclusions include pottery, surkhi and plastic. They represent periods of levelling within the Sacred Garden over the last 40-50 years.

Fill H is a redeposited natural, that varies in colour from 2.5YR 3/3 Dark Olive Brown to 2.5Y 4/3 Olive Brown and contains fragments of kankar, along with brickbats and other cultural material. Again it represents phases of modern levelling and landscaping within the Sacred Garden. However, unlike Fills G and I, it is only present in a handful of auger profiles.

Fills J, K and L all represent palaeochannel fills, consisting of dense clays ranging in colour from 2.5Y 4/2 Dark Greyish Brown to 10YR 3/2 Dark Greyish Brown. Fills J and L are devoid of cultural material, but do contain occasional snail shells. Fill K is distinguished by the presence of brick running in a narrow band across some parts of the site (roughly equating to context 6008). This irregular brick deposit seems to be an incidental deposition, and not structural.

Fill M is a transitional fill between the channel deposits above and natural below. It is a mottled Strong Brown (7.5YR 5/6), Dark Greyish Brown (10YR 4/2) and Grey (Gley1 5/N), dense clay with trace elements of kankar. No cultural material is present. It is present within all palaeochannel augers. It is similar to Fill D within the 2011 and 2013 augers.

Finally, Fill N (or Natural) is defined by a compact clay that is 2.5Y 5/4 Light Olive Brown, or 2.5Y 4/3 Olive Brown in colour with kankar inclusions.

7.2 Helipad

The auger cores across the Helipad represent a mixed array of deposits, suggesting that the area has undergone a substantial amount of remodelling in the past and more recently. There does not appear to be much consistency between auger cores, which supports the idea of mixed deposits, and large amounts of the removal and redeposition of material. It was difficult to identify natural soil across this area of the site due to the heavily mixed nature of deposits.

7.3 Nursery Well

The auger cores around the nursery well confirmed the sequence we identified in the excavation trench; that of a shallow series of upper layers comprised of redeposited natural, and a relatively high natural soil. There were a few isolated pockets of cultural material in the upper portions of some augers and it is possible that there is a light scattering of cultural activity in the areas around the well. However, these are unlikely to be places of significant occupation, and may reflect discard for individual groups of people utilising the well.

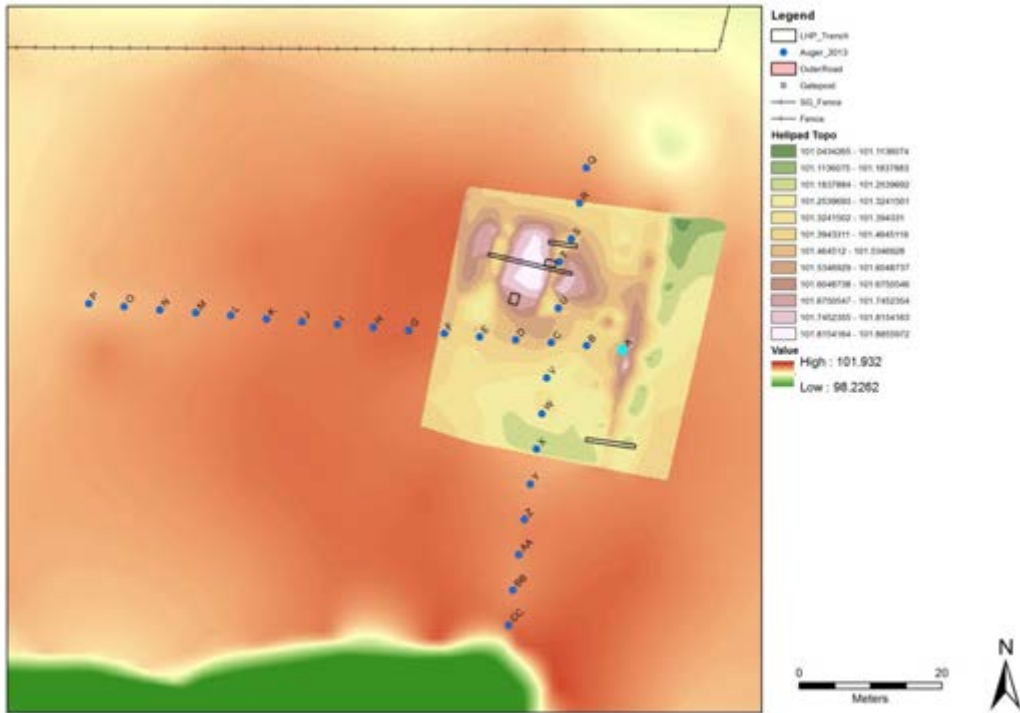


Figure 7.1. Location of auger cores across the Helipad site

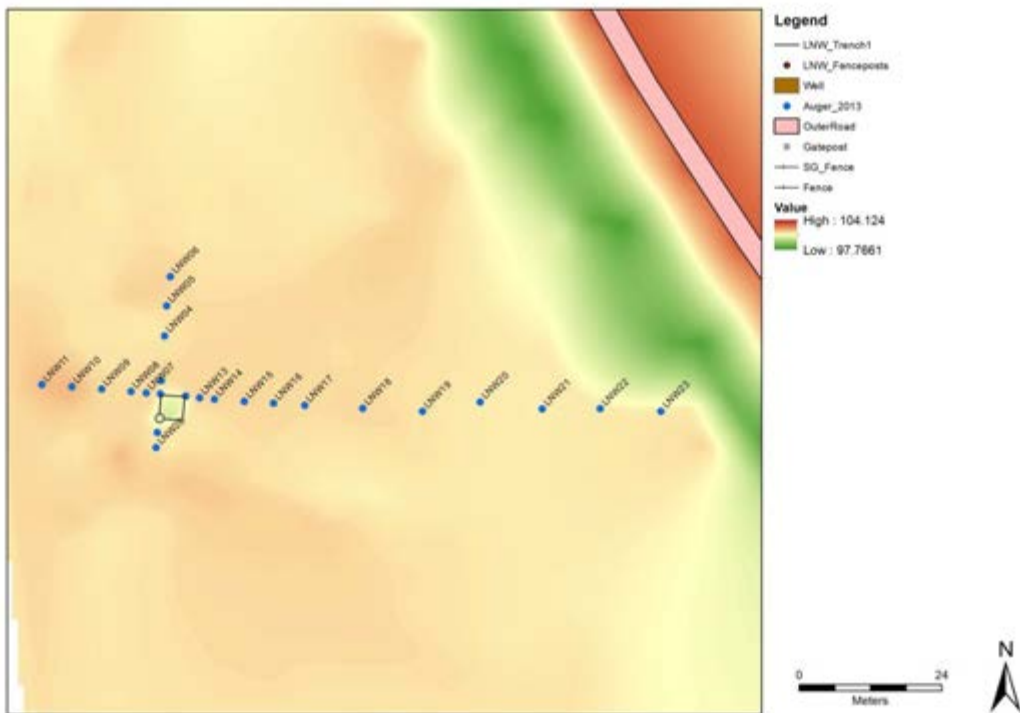


Figure 7.2. Location of auger cores across the Nursery Well site

8. EXCAVATION

Archaeological excavations were undertaken in four areas of Lumbini in 2013- the Maya Devi Temple (MDT), at one of the extant monasteries to the east of the Temple (LMS), adjacent to the well near the LDT nursery (LNW) and across a buried brick structure close to the helipad and LDT offices to the south of the Sacred Garden (LHP), with the aim of identifying, evaluating and interpreting the archaeological signature of each area. Excavations in the Temple and monastery were able to identify evidence of early occupation at the site, potentially pre-Asokan. At the Nursery Well, very little in the way of archaeological or cultural material was recovered, but on exposing the interior of the well a unique series of decorative features were revealed. The excavations at the helipad were difficult to interpret due to the highly mixed nature of the deposits, and its exact nature are unlikely to become clear until further laboratory analysis is completed. All excavation was conducted and recorded utilising the single context system, and every context was sieved. All archaeological artefacts were recorded, catalogued and are stored at Lumbini with the Lumbini Development Trust (LDT).

8.1 Maya Devi Temple (MDT)

Although our understanding of the development and architectural character of the Temple has been advanced substantially through the previous two years of investigations, we opened a further two trenches, C6 and C9, and also cleaned the surface of a third, C12. We also continued to map the features within the Temple and work with the conservation team to safeguard the future integrity of the archaeological material within.

An area of 1.60 x 0.50 metres was opened in Trench C6, with the aim of discovering the extent of the pre-Asokan temple posthole alignment and brick kerb identified and excavated last season in Trench C5b. However, once the modern protective fill of gravel, brick and geotextile was removed and the section cleaned back, it was apparent that such features were not present in this area of the Temple. However, we uncovered a sequence that once again demonstrated that the Asokan period walls cut through earlier cultural material. The gaps between the uppermost portions of these foundation walls were then levelled with rubble material containing bricks as well as a deposit that utilised brickbat and plaster, which suggests such material was available on the site prior to the Asokan Temple. In the cultural material above natural, five postholes were excavated, exemplifying the presence of pre-Asokan activity at the site of the Maya Devi Temple.

An area of 1.60 x 1.40 metres was opened in Trench C9. Once the modern protective fill was removed from trench C9, we exposed two large bricks left in situ by the JBF who had previously half sectioned this trench. As they were located at the same depth as the large brick pavements in C5b and C13, we anticipated that a extension of the pavement might have been present in the locality and this we continued to excavate. Similar levelling material to that found in the upper part of trench C6, including brick, tile, plaster and brickbats were present. The presence of tile and wall plaster within C9 in the upper levels of the Asokan structure have provided us with a major insight into the building materials of the Mauryan period. Rather than overlying another intact large brick pavement, we exposed a rammed earth floor with some bricks, suggesting that this area of pavement may have had more use and needed repair. Although tis floor had been later cut by the Asokan walls, the size of the bricks and its relative depth, suggested that this flooring was part of the earlier monumental brick phase of the pre-Asokan Temple. Furthermore, it sealed a compact ash deposit, suggestive of activity in this area of the Temple prior to the construction of the structure.

As Trench C12 did not contain modern protective fills, we were able to clean the brick sections and floor of the trench without needing to excavate. We encountered large bricks forming a pavement, with complete examples measuring around 50 x 38cm. This was the same size as the large kerb bricks identified last year in Trench C5b. As in Trench C5b, the pavement had been largely left in-situ as a foundation for the Asokan Temple walls, complimenting last season's hypothesis that the Asokan temple had been preceded by a monumental brick platform. The paving in C12 was also at the same depth as the top of the kerb in C5b and the rammed floor in C9, which suggests that the paving in the brick phase of the pre-Asokan Temple extended over a larger area than previously assumed and conformed to a similar foot as the Asokan Temple which replaced it.

8.1.1 Trench C6

Trench C6 was located directly to the north of trench C5/C5b. Trench C6 was opened for investigation to ascertain whether the successive brick pavements, as well as successive posthole and brick kerb delineation discovered in Trench C5b, continued to the north. Once the modern protective gravel fill and geotextile was removed, the archaeological section left by the JBF was cleaned back of contaminated material (601), which included a mixed deposit of modern gravel as well as brickbat, tile and plaster fragments. It became apparent that the kerb and posthole alignments of Trench C5b, with associated pavements, had not survived, or did not extend this far north in the Temple into Trench C6.

The natural yellow clay, (626), was devoid of cultural material and contained kankar inclusions, and was overlain by mottled dark brown silty clay (615) that might represent an alluvial wash that had become an old land surface. This deposit was rich with pottery and was cut into by five negative features forming an alignment north-south of postholes. From the north, the first was posthole [617], which was a circular feature measuring 9x10cm and 4cm deep. To the south west was posthole [619], which was circular in plan with an 8cm diameter and a depth of 8cm. Directly to the south was posthole [621], again circular with an 11cm diameter and a depth of 4cm. The JBF's excavation section cut the next two features. Posthole [623] was 10x8cm and had a depth of 7cm. Posthole [625] was 25x13cm and 5cm in depth. These five features were all filled by a soft silty dark brown fill, from north to south, contexts (618), (620), (622), (624) and (627).

Overlying context (615), and the posthole alignment, was compact light yellow brown clay (613=614) that contained some silt as well as inclusions of pottery and kankar. It is thought that this material was re-deposited natural that was built-up and then became a trampled surface. Overlying context (613=614) were contexts (612), (611), (610), (608) and (607). These contexts were all spits of the same firm greyish brown clay with some silt. This deposit contained inclusions of pottery and a high volume of shell. Within (608) a block-lift of what was thought to be an entire pot (SF#615) was undertaken, and this awaits excavation in the laboratory by the Conservation team. These deposits were overlain by (606), a smooth greyish brown silty clay, which contained shell and kankar, though was fairly sterile of cultural material. Ephemeral slots for the foundation walls of the Asokan period Temple cut contexts (606) to (613=614). To the north was cut [627], later filled by (628); and to the south cut [629] was filled with (630).

Context (605) was a thin compact greyish brown silty clay deposit, containing quantities of shell as well as fragments of brickbat, tile and plaster, and lay at the interface of context (606) and the levelling material of (604) above. Context (604) was pale brown, compact silt with that contained large quantities of plaster, as well as other fragments of rubble from cultural building material, such as tile and brickbats. This was then overlain by rubble layer (603) comprised of cultural building material, such as plaster, brickbats and tile. Context (603) was a silty light brown material, differentiated from (604) as it contained larger brickbats and fewer plaster fragments. It is suggested that the tile, brickbat and plaster deposits of contexts (604) and (603) was levelling material from

the site of the Temple, perhaps the first phase of the Asokan temple, which were then used as levelling material within the second phase of the Asokan brick wall. This levelling material was then sealed by thin compact mud material (602), which was heavily compressed and trampled.

8.1.2 Trench C7

In addition to our excavations and explorations within trenches C6, C9 and C12, two posthole cuts and fills were discovered to the immediate south of trench C7 during conservation work carried out as part of the wider project within the Maya Devi Temple. These two postholes were cut into the Asokan brickwork of the Temple, much like [712] in the north facing section of trench C7, which was investigated in the first season's excavations within the Temple. Posthole [751] was circular with a diameter of 17 centimetres and a depth of 27 centimetres. It had straight sides and a flat base. This cut was filled with context (750), a silty and firm material that included brickbat flecks. Posthole [753] was also circular and had a diameter of 21 centimetres and a depth of 8 centimetres. It also had straight sides and a flat base. These posthole features in and around Trench C7, in addition to the posthole cut into Asokan brickwork in Trench C12, suggest that the Asokan Temple may have had a roof supported by substantial timber posts.

8.1.3 Trench C9

Trench C9 was originally opened in Season One, but due to the small working area once the protective gravel was removed it was closed. During the 2013 season, it was possible again to excavate a larger portion of the trench, which enabled a larger working area. Once again the modern protective gravel fill and geotextile was removed. Once this was removed, a buttress of modern bricks, constructed by the JBF to support the section they had exposed was revealed. Balanced on top of the modern brick plinth were four large bricks (SF#401, 402, 403 and 404). Context (902) was removed to reveal the archaeological section left by the JBF. This was cleaned back of contaminated material (901), which included a mixed deposit of modern gravel as well as brickbats.

The natural yellow clay (926), which was sterile of cultural material and contained kankar inclusions, was overlain by compact yellowish brown clay (925) with silt and kankar as well as pottery inclusions. Above this was similar compact yellowish brown clay (924) with silt, kankar and pottery inclusions (context). Within context (924) was a lump of burnt clay, which was designated context (923). It is postulated that contexts (925), (924) and (923) were redeposited natural used to build up the mound in the area where the Temple was constructed. Above this deposit was soft olive brown silty clay (922) that was relatively sterile of cultural material, which continued as a spits (921) and (920). Contexts (922) to (920) may also have been redeposited natural, built up to raise the level of the mound where the Temple was located. Context (920) was overlain by compact grey ash floor surface (918=919). Directly above this ash floor was compact rammed earth surface (910=915=917). This light olive brown silt deposit, with some clay, contained brickbat inclusions and was at the same depth as the pavement found in Trench C5b and C12 and thus it is postulated that this surface was a floor of the same phase of Temple construction as these features. This was further supported by the presence of two large bricks, which had large finger grooves on their surface (SF#651 and #652), set within smooth grey clay mud mortar (916). Ephemeral slots for the foundation walls of the Asokan period Temple cut contexts (910=915=917), (918=919), (920), (921) and (922). To the north, [927] was the cut for the wall, and filled with context (928). To the south, [914] was the cut for the wall, and was filled with context (913).

The rammed mud floor was covered by relatively thin rubble deposit (911). Within this rubble material, to the north of the trench, was slightly denser patch of brick rubble (908). This was then overlain by soft silty brown rubble layer (907=909) that contained plaster, brickbat and tile. Context (906) was a silt deposit with some clay that contained large quantities of plaster, as well as other fragments of rubble from cultural building material, such as tile and brickbats. This was then overlain

by rubble layer (904=905) consisting of cultural building material, which also contained plaster, brickbats and tile. Context (904=905) was differentiated from context (906) as it contained larger brickbats and fewer plaster fragments. As in Trench C6, it is suggested that the tile, brickbat and plaster deposits of contexts (907=909), (906), and (904=905) represented levelling material from the early Asokan temple used within the construction of the second phase of the Asokan brick wall. This levelling material was then sealed by thin compact mud material (903), which was heavily compressed and trampled.

8.1.4 Trench C12

No substantial intrusive excavation was conducted in Trench C12 but, as it lacked any modern protective fill or geotextile, the trench was brushed back. This mixed cleaning material (1200) included modern material such as rice, coins, thread and beads, including some made from semi-precious stone. This material is indicative of modern ritual practice, with pilgrims depositing votive objects in the Temple. Indeed, when the trench was cleaned later in the season, more fragments of semi-precious stone were found to have been deposited in this trench. The trench did not have any modern protective fill and upon cleaning, it was found that at a depth of about 1 metre from the top of the Asokan brickwork was an underlying area of brick paving. Some of these bricks had very similar dimensions to those found in the kerb context <525> in trench C5b, measuring 50x36cm. This paving <1201> was also mapped and found to be at roughly the same depth as context <525> in Trench C5b and context (910) in Trench C9. Also like the last phase of brick pavement in C5b, context <1201> was utilised as a foundation for Asokan phase wall <1202>. This was in the east of the trench and ran on a north south alignment. It had three courses of brick and the bricks had dimensions of 36x25x7cm.

This wall and the earlier pavement had been cut by later postholes [1203] and [1204]. Posthole [1203] was located in the north east of the trench, and formed a semi-circular cut through <1202> and a circular shallow depression in <1201>. Its fill had been removed, presumably during the JBF excavations. It was 15x14cm across and cut into <1201> by 6cm, and its total depth including the cut through <1202> was 32cm. In the south east of the trench and on the same alignment was posthole [1204] cut through contexts <1201> and <1202>. This square cut measured 15x14cm across and angled on a north-east to south-west axis. It was very deep with steep sides and a flat base, cutting into <1201> by 19cm and another 21cm into <1202>. Due to it not being as shallow a cut, it still retained its fill, (1205). This posthole fill was a soft dark yellowish silty clay and included packing material such as brickbats. While removing (1205) it was possible to see two courses of brick in context <1201>, and it was also apparent that the brick post packing material in context (1205) was the same thickness as the bricks of <1201>, indicative of reuse during the posthole phase of activity. Indeed, these posthole cuts, in addition to those south of trench C7, suggest that the Asokan Temple may have had a roof supported by substantial timber posts.

8.2 Monastery (LMS)

In order to characterise the Asokan and pre-Asokan entrance-way to the Temple, we opened one trench (Trench 3) measuring 3x2.3 metres to the east of the Maya Devi Temple in the "Assembly Hall" and excavated it down to natural. This allowed us to directly link the sequences here, with that of Trench ENE excavated in the first season. After removing, a brick wall was exposed in the south facing section, running underneath the western conserved wall into the east of the trench. Within the trench we found evidence for several occupation phases - four brick phases which represent several reconstructions of the same wall alignment. In addition to the wall several areas of brick paving were found at different edges of the trench. At the bottom of the sequence two postholes represent the earliest indication of occupation in the vicinity of the Monastery.

At the base of Trench 3 is natural soil (5035), a compact, olive yellow clay containing kankar. Overlying this was darker, soft brown clay land surface (5034) which contained charcoal and ceramics – the first cultural levels of the trench. Land surface (5034) was cut by pit [5033] and postholes [5037] and [5039]. Pit [5033] is visible in the east facing section, and is shallow and extends no more than 10cm into the trench from the southwest corner. It is filled with soft clay (5032) which contains traces of burning. A kubiena sample was taken from this layer for further analysis. Posthole [5037] is located in the centre of the trench. It is circular and measures 0.10-0.11m in diameter and is filled with soft brown clay (5036). Posthole [5039] is located in the northeast corner of the trench and measure 0.08-0.09m in diameter. It is filled with soft clay (5038). Sealing (5034) is compact clay (5016=5031), possibly a rammed platform level; soft yellowish clay (5029); and soft, yellowish brown clay (5030), evident in the southeast part of the trench. Context (5016=5031) is much thicker in the western part of the trench, and shallower to the east, whilst (5029) is evident only in the southeast portion of the trench.

Cutting across all of these layers is slot [5024=5026], although its purpose is unclear. Filling this slot, and overlying layers (5016=5031), (5029) and (5030) is soft, greyish brown clay (5023=5025), which is rich in charcoal and burnt bone. Circular posthole [5028] is cut into (5023=5025), and is filled with dark brown clay (5027). Sealing this is (5014), compact brown clay that has few cultural inclusions. Cut into (5014) is posthole [5017], which is circular measuring 0.06m in diameter and filled with soft brown silt (5018). Built onto the surface of (5014) is paving <5022> consisting of three courses of thick brick, and representing the earliest brick architecture of the sequence. Abutting this is soft silt (5015), a shallow deposit that seals part of (5014). Overlying (5015) is (5013), a burnt layer of clay containing large quantities of charcoal. Sealing this is loose silty clay (5011). Cutting (5015), (5013) and (5011) is pit [5040], which is filled by compact brick rubble (5012).

At the northern edge of the trench, (5012) runs underneath the south facing section, and a series of walls are constructed on its surface <5021>, <5008>, <5003> and <5002> in ascending order. At the northeastern corner, and along the western edge of the trench, a layer of brick paving <5009=5010> is evident, and constructed on top of rubble layer (5012). Cutting through the northwestern section of this brick paving <5009=5010>, as well as layers (5023=5025), (5012), (5014), (5015), (5013) and (5011) is pit [5019], which runs under the south facing section. This large pit measures 0.65m east-west and 0.75m north-south, with steep sides and flat bottom at a depth of 0.60m. It is filled by brick and stone rubble (5020). Overlying this pit fill and context (5012), and abutting the series of walls to the north is friable silt (5005), with a thin layer of brick rubble (5006) situated in the southeast of the trench. At the top of the trench is subsoil (5001) and topsoil (5000). Section cleaning was assigned context (5007).

8.3 Nursery Well

Geophysical survey of the area surrounding the Nursery Well during the 2012 field season identified a number of anomalies surrounding the well, and a 4x4m trench was placed with its SW corner in the centre of the well - so as to investigate a potential pit to the northeast of the well, while also investigating the well itself. The trench was excavated to a depth of 1m at its deepest point, identifying the excavation cut, as well as brick and ceramic dumps, from Rijal's 1970's investigations, and revealing a re-cut of the well's original construction cut, interpreted as representing a significant repair to the well during its functional lifetime. Associated with this was a significant dump of ceramics, as well as a wider access cut enabling access to the well's external face. However, despite overcutting natural in the northeast corner of the 4x4m trench, no pit like features were identified that might have corresponded to the geophysical anomalies identified during the 2012 survey.

The well itself appears to have been constructed using specially-manufactured and marked bricks. These were formed by moulding rings of clay, which were then marked on their inner and upper

faces and cut into individual bricks. In its original design the inner face markings indicated to which ring the individual bricks belonged and the upper markings indicated where each brick belonged within each ring. The shape of the cut formed each brick into a 'key stone' shape, thus providing the well with the strength to survive burial and subsequent re-excavation. The individual bricks were then fired and the resultant mixture of bricks sorted, transported and re-constructed according to the markings. Charcoal samples, along with a single OSL sample were taken in order to date the construction of the well. However, despite overcutting natural in the northeast corner of the 4m x 4m trench, no pit-like features were identified that might have corresponded to the geophysical anomalies identified during the 2012 survey. We collected two brick samples to date the well adjacent to the nursery as well as background environmental dose rates to assist in age determinations. Although earlier reports from Rijal suggested a date of the Kushan period on account of the recovery of Kushana-style vessels from within the well, it is clear that the well has been subject to partial reconstruction and thus one may only accept the vessels as a terminus ante quem for the construction of the well. There are some synergies between the markings on the upper face of the bricks and marked bricks of an Asokan date at Gotihawa, however, due to the uniqueness of the structure we must await the chronometric dating. The Nursery Well deep sondage trench has been backfilled, but the shallower trench and well was left open for conservation and presentation as an integral element of Lumbini complex as it probably provided a water source to both inhabitants of the adjacent Village Mound and pilgrims. The general absence of ceramic sherds within the 4 by 4m trench, suggest that the area around the well was kept swept and clean during its lifetime although the repair cut appears to have been partially filled with water-worn and eroded ceramics, perhaps from within the well itself and redeposited following the repair.

At the base of the trench was olive yellow, natural clay (1623) containing frequent manganese flecks. This layer was cut by [1622], the original construction cut for the well <1603>. This cut was circular in plan with steep sides, and was only partially excavated due to the delicate nature of the well. This gap between cut [1622] and well <1603> was filled by fine, grey clay and redeposited natural (1621). In order to provide access to the well for repairs, (1621) and [1622] had been cut by [1619], which in turn was filled by ceramic rich silt (1620). Access cut [1619] was uneven and provided stepped access to the sides of the well. Sealing natural (1623) was palaeosurface (1609=1618) comprised of yellowish brown silt, and containing small quantities of ceramics, brickbat and manganese. This surface was cut by square postholes [1611] and [1615], which contained the posts of the modern protective fence around the well. The latter posthole was filled by soft, sandy silt (1616). Overlying this palaeosurface was silty subsoil (1605), which was compact yet friable and measuring 0.4m deep. Subsoil (1605) was cut by shallow, rectangular posthole [1606], again for the modern protective fence. Above this was shallow topsoil and vegetation (1601). In the eastern part of the trench was brick dump (1604), lying in the interface between topsoil (1601) and subsoil (1605). This deposit was exceptionally rich in brick but contained almost no ceramics, and almost certainly reflects a deposition of material from the 1970s excavation of the well by Rijal.

Well construction and repair cuts [1619], [1622], their fills (1620), (1621) and context (1609=1618) were all in turn cut by Rijal's 1970s excavation trench [1614], which was filled by ceramic rich silt (1617), containing fragments of well brick and kankar. A second excavation cut of Rijal's, [1607], was filled with a localised dump of ceramics, (1608), and most likely represents the discarded artefacts from Rijal's excavations. The interior faces of the well <1603>, were cleaned of vegetation and debris (assigned context (1610)), and the infill wash was excavated in two spits. The upper spit, (1612) was 0.2m in depth and was comprised of pale brown silt, with roots and modern material. The second fill, (1613) was a highly mixed deposit of silt and clay containing bricks, brickbat and ceramics. It was not fully excavated in order to retain the structural integrity of the well.

In addition to the excavations at the Nursery Well, we carried out an auger survey of the subsurface stratigraphy within the Nursery area, carrying out 24 augers along a N-S and an E-W transect, centred on the well. These indicated that the cultural deposits in the area were largely shallow and limited to the upper 40-80cm and did not indicate habitation within the vicinity of the well. It is recommended strongly that this integral element of the Maya Devi Shrine complex is both protected and presented to the visitors and pilgrims. Initial consolidation was undertaken and it is recommended that a cast is taken from this extremely important and unique structure for presentation within the Lumbini Museum.

8.4 Helipad

The area of the Helipad lawn, immediately north of the LDT Archaeology offices, was subject to a geophysical survey in January 2012, identifying a number of potential features. Additionally, the LDT had reported the discovery of an ancient brick-wall during the cutting of a road-ditch in 2012. Consequently, two initial trenches were sited close to the Helipad – Trench 1; measuring 7m x 0.5m (E-W) across the road-ditch in search of the ancient wall identified during the recent ditch cutting, and Trench 2; measuring 12m x 0.5m (E-W) across a large rectangular anomaly in the northeast of the lawn. Trench 1, excavated to a depth of 0.6m, reached the base of the ditch cut without encountering any in-situ structural features. Although a modern flowerbed was encountered at the western end of the trench, along with an ex-situ tip of ancient brick. Due to the absence of in-situ archaeology, this trench was closed.

Trench 2 quickly confirmed the presence of a large brick-bat platform visible with the geophysical survey. The platform had been faced with external brick walls and internally comprised several alternating courses of brick-bat and mud, raising the platform above the surrounding landscape. A further two trenches were opened over the structure in order to better define and understand the structure, with a 4m x 0.5m Trench 3 opened over the NE corner of the structure, and a 2.5 x 1.5m Trench 4 opened over a possible cell in the centre of the structure. Trench 4 was quickly identified as a modern excavation trench, likely from Rijal's excavations, and only reached a depth of 0.6m – terminating on an earlier in-situ course of brick-bat, part of the platform construction. Trench 3 meanwhile identified the continuation of the external wall face, along with the slump of the platform, but was only excavated to a depth of 0.3m. Trench 2, however, identified a full structural sequence, and reached natural at a depth of 2.6m below the surface. The 2.2m high brick-platform featured four separate layers of brick-bat paving, each separated by a layer of mud-packing. These sat on an earlier palaeosurface which, in turn, sealed the earliest occupation of the site in the form of two intercut pits – both of which were rich in ceramics and charcoal. Charcoal samples, along with a single OSL sample were taken in order to date the construction of the platform. The deep sondage at the Helipad was backfilled at the end of the field season. The function of the platform is uncertain but is likely to have been constructed of brick bats brought from the Maya Devi complex although it lies parallel to one of the pre-1969s roads within the vicinity of the Temple, we assume that it is historic in date but its function is less certain given its distance from the central complex. Analysis of ceramics recovered from the excavation trenches indicate occupation dating to the Early Historic period in the vicinity of the structure, over which the brick bat and mud platform was constructed. Further investigation of this structure is encouraged, in particular, to search for the presence of postholes within its upper surface. Its conservation will also be necessary and its presentation to visitors and pilgrims is recommended.

8.4.1 Trench 1

At the base of Trench 1 was palaeosurface (1327), a hard and compact silt with flecks of brickbat. Overlying this was a deposit of ancient bricks (1317), which was clearly not structural in nature, but likely represents a dump of material from elsewhere. Several ceramics were recovered from this material including NBP. Sealing this was sandy loam subsoil (1304), 20cm in depth. This subsoil had

been cut by linear drainage ditch [1306] running alongside the modern road, and was filled by silty clay (1305). Sealing both fill (1305) and subsoil (1304), was silty loam topsoil (1302) which contained modern material including glass and foil wrappers. Between subsoil (1304) and topsoil (1302) was a modern flowerbed, delineated by a line of modern bricks. Surface cleaning was assigned (1301).

8.4.2 Trench 2

At the base of Trench 2 was redeposited natural (1349), a hard, mottled clay with charcoal flecks and other cultural material. Cut into this layer were two pits, [1352] and [1353], similar in nature to those identified in Trench P on the Village Mound in 2012. Circular pit [1353] was located at the eastern end of the trench, and was filled by soft silt (1351). Pit [1352] was similar in nature, but located at the western end of the trench, and was filled by soft silt (1350). Overlying 1349, was another layer of redeposited natural, (1348), which had been cut by large pit [1346]. This pit covered the length of the trench, disappearing into the east and west facing section walls. Its primary fill was charcoal and ceramic rich silt (1338), and its secondary fill was soft silt (1333). Cut into the surface of (1333) is shallow pit [1332], measuring only 0.10m in depth. It is filled with soft silty clay (1331). Sealing both this and (1333) is compact palaeosurface (1329) containing brickbats, CIW and PNBP.

Above palaeosurface (1329) is silty clay deposit (1347) and compact silt (1323) rich in ceramics, including NBP, and brick. This latter deposit likely represents a gradual accumulation of cultural material against the eastern edge of Structure A. This structure lies above (1347) at the western edge of the trench, and is comprised of three early layers of brick paving interspersed with layers of very compact clay packing. The lowest course of paving is <1345>, above which lies packing material (1344). In turn this is sealed by paving <1343>, packing (1341), paving <1337> and packing (1335). The brick paving in all three layers comprises a single course of bricks measuring roughly 0.10m thick. The packing has little cultural material, and large amounts of redeposited natural. Packing (1335) is sealed by structural platform <1311>, comprised of several stepped courses of bricks arranged in a haphazard manner. A similar platform, <1314> is visible at the western edge of the trench, although the layers below this were not excavated. Platforms <1311> and <1314> both lie underneath 0.2m thick, brick rubble layers (1309) and (1322), and topsoil (1303). In the remainder of the trench, palaeosurface (1323) is sealed by modern land surface (1312). Part of this surface is cut by Rijal's eastern trench [1319], which is in turn filled by topsoil (1303). Overlying the remainder of modern land surface (1312) is brick and brickbat dumps (1307) and (1308) from the 1970s excavations, which are again both sealed by topsoil (1303). Partial excavation of brick dump (1308), revealed another modern landsurface (1313), which has been cut by Rijal's western trench [1320].

8.4.3 Trench 3

At the base of Trench 3 is brick paving <1324> and <1325>, a single course of haphazardly placed bricks bonded with a clay mortar. This paving is contemporary with <1311> and <1314> in Trench 2. Paving <1324> in the northeast corner of the trench is sealed by wall slump (1318). The remainder of paving <1325> and slump (1318) are sealed by topsoil (1316). Surface cleaning prior to excavation was assigned context (1315).

8.4.4 Trench 4

The base of Trench 4 is defined by brick paving <1336>, a haphazardly defined course of bricks that is the equivalent of <1337> in Trench 2. Overlying this is compact, silty clay (1334) containing brickbat and redeposited natural. This in turn was sealed by a further layer of brick paving, <1340>, the equal of <1311> in Trench 2. These three layers in Trench 4, <1336>, (1334) and <1340> were all cut by Rijal's trench [1339], and indeed this old excavation trench was initially mistaken for a deliberate structural feature. Rijal's trench [1339] was filled by compact silty clay (1330), and mixed topsoil (1328).



Figure 8.1. West facing section of Trench C6 detailing how the Asokan walls cut through earlier cultural material

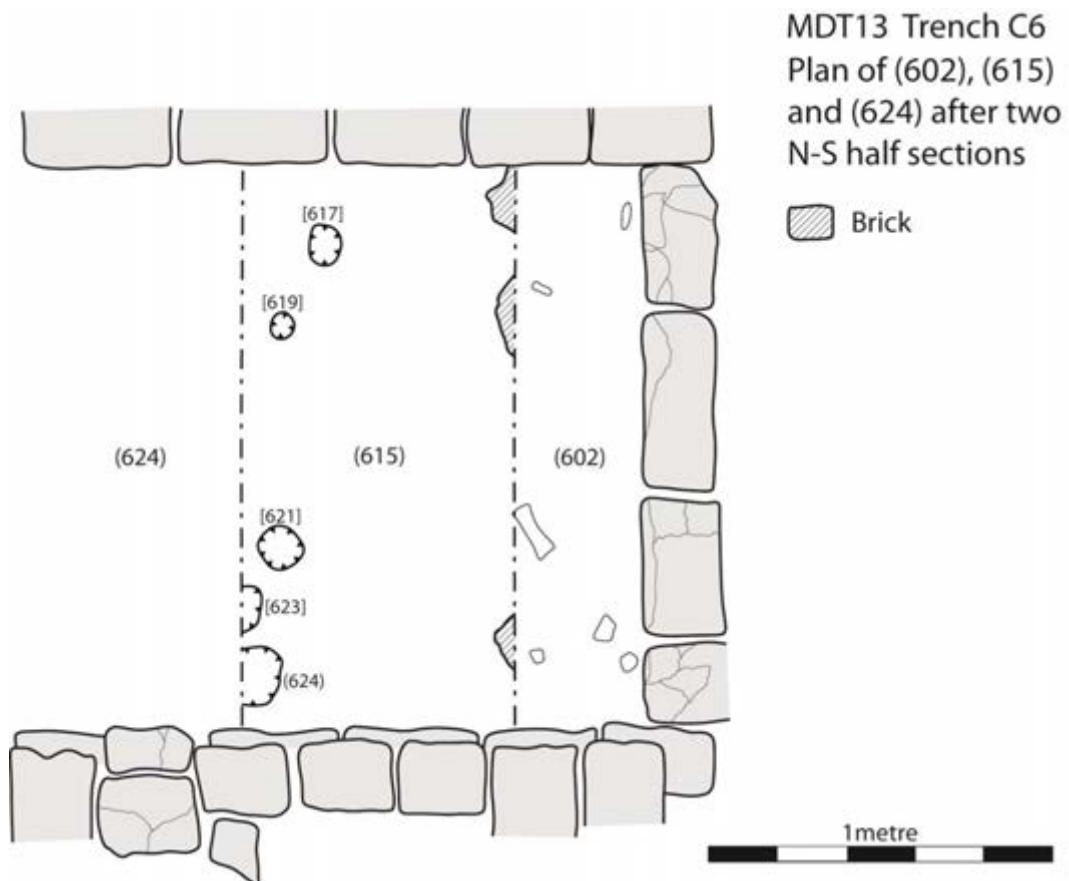


Figure 8.2. Plan of postholes at the bottom of Trench C6.

MDT Trench C6 West Facing Section

-  Pottery
-  Brick
-  Plaster
-  Kubiena Tin

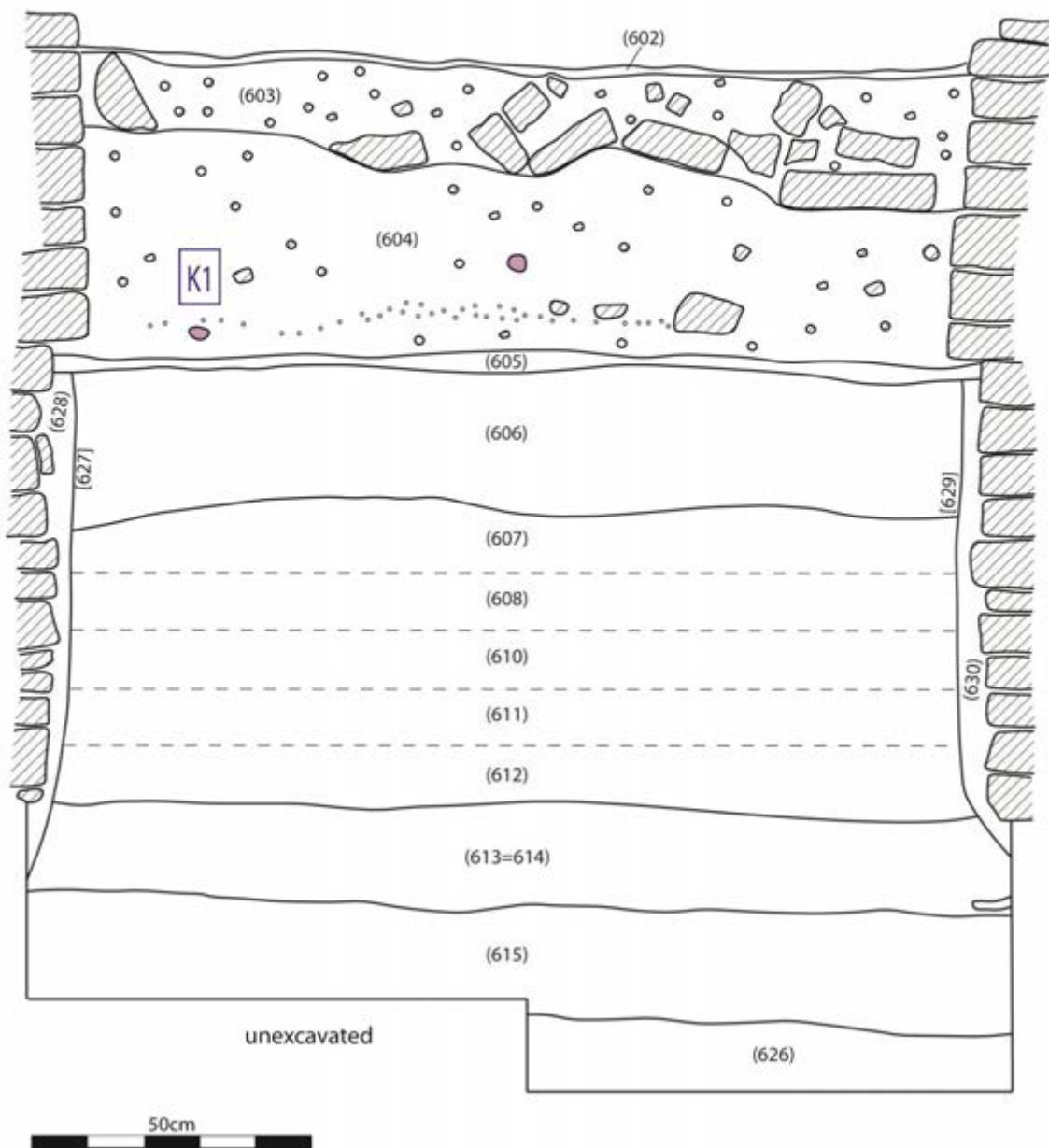


Figure 8.3. West facing section of Trench C6 in the Maya Devi Temple.



Figure 8.4. West facing section of Trench C9, showing paving <911> on the left.

MDT13 Trench C9
North Facing Section

▨ Brick
+ Charcoal

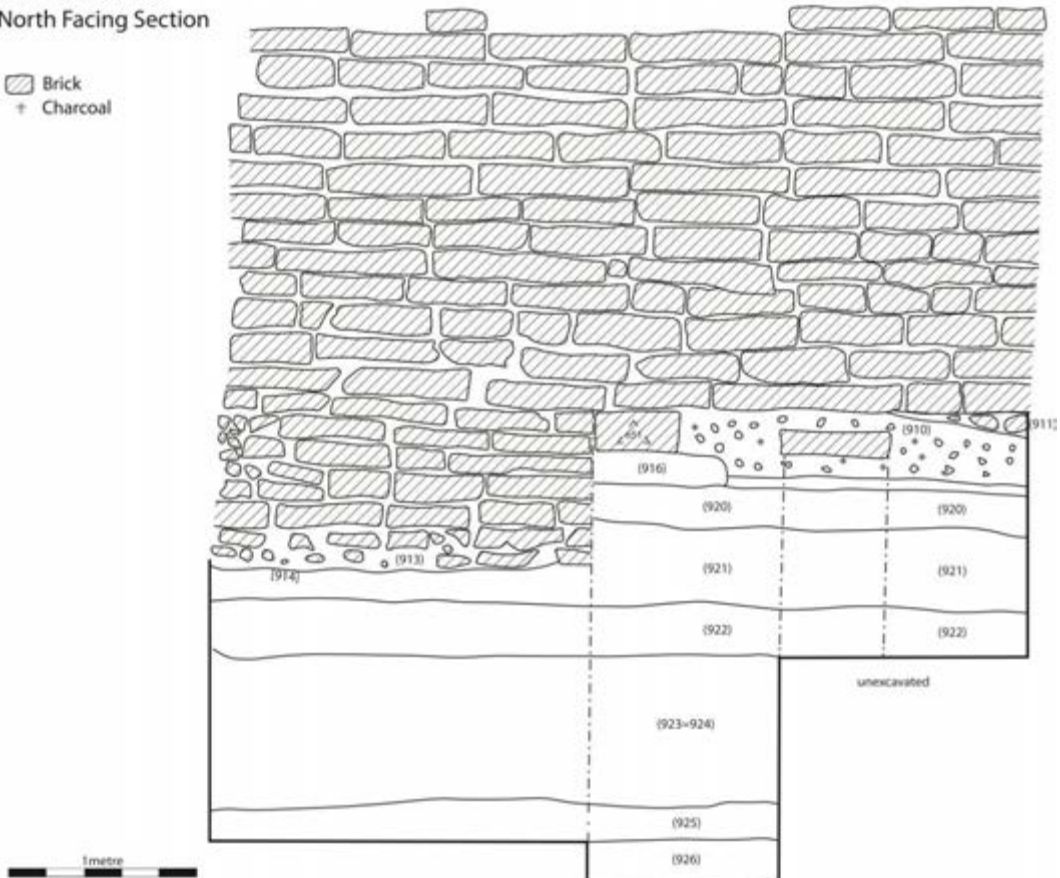


Figure 8.5. North facing section of Trench C9



Figure 8.6. Brick paving <1201> in Trench C12 extending underneath the Asokan period Temple walls. Posthole cuts [1203] and [1204] are both visible.

MDT13 Trench C12
Plan of <1201> and
posthole cut [1204]

 Brick

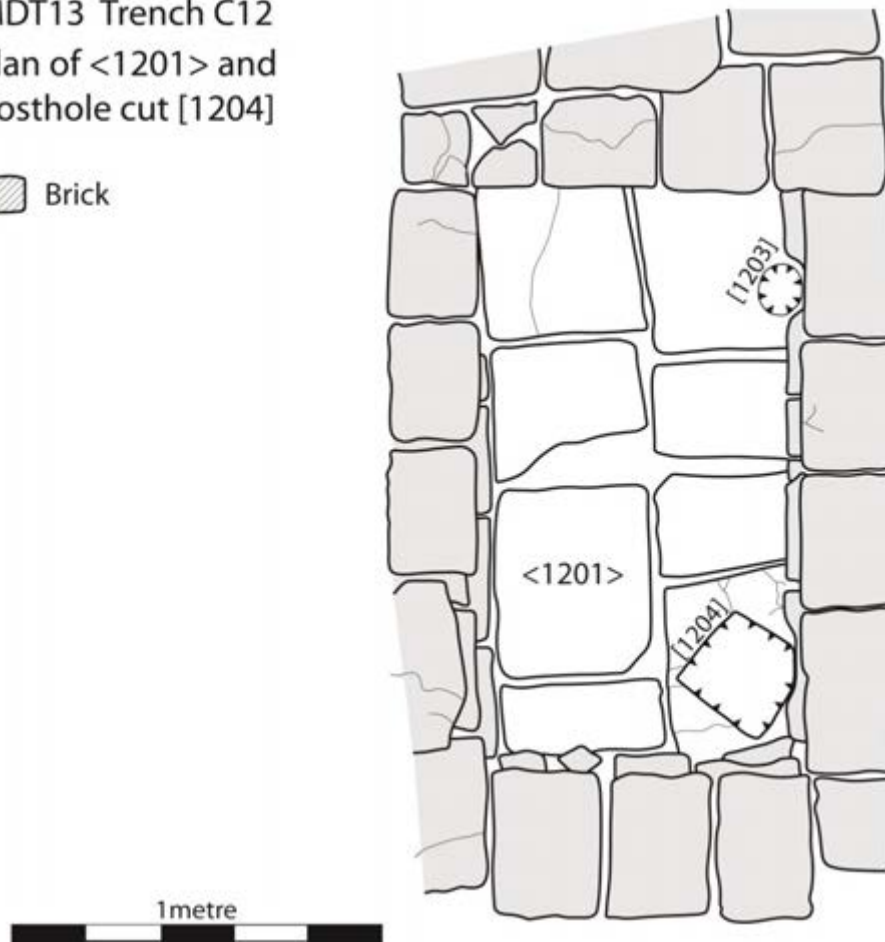


Figure 8.7 Plan of Trench C12.



Figure 8.8. Monastery Trench 3 showing pits and postholes in the lower levels.

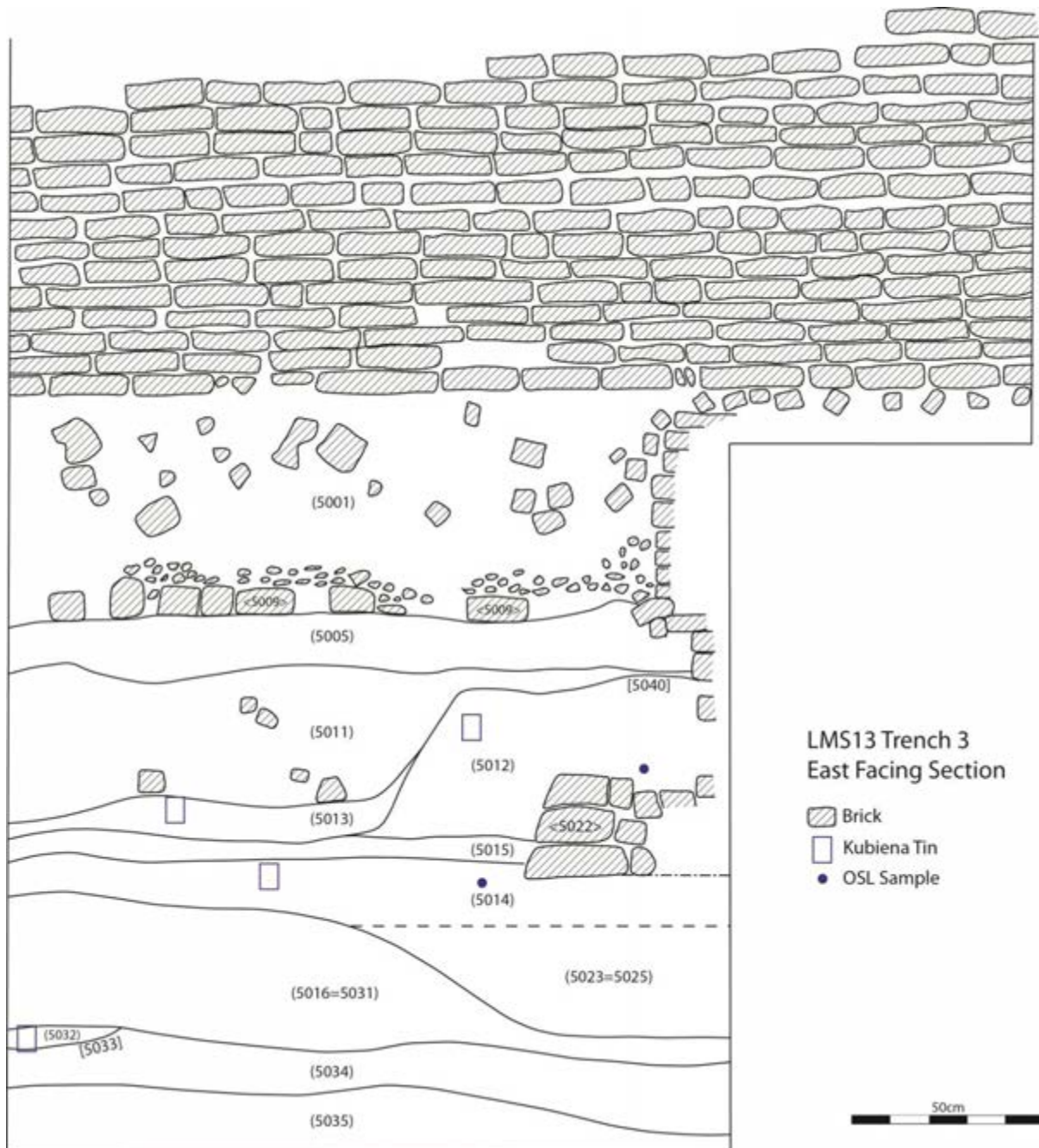


Figure 8.9. East facing section of Monastery Trench 3.

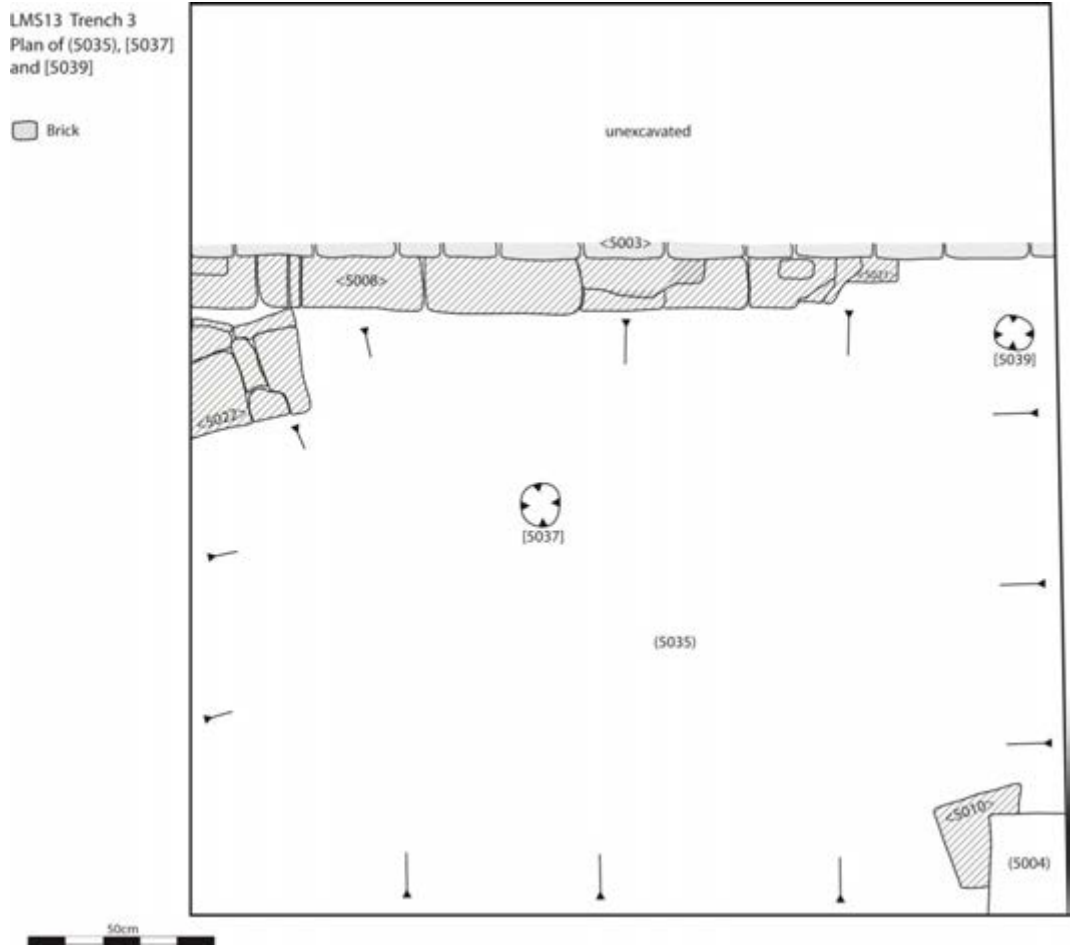


Figure 8.10. Plan showing the lowest levels of Monastery Trench 3



Figure 8.11. The Nursery Well trench (facing west)

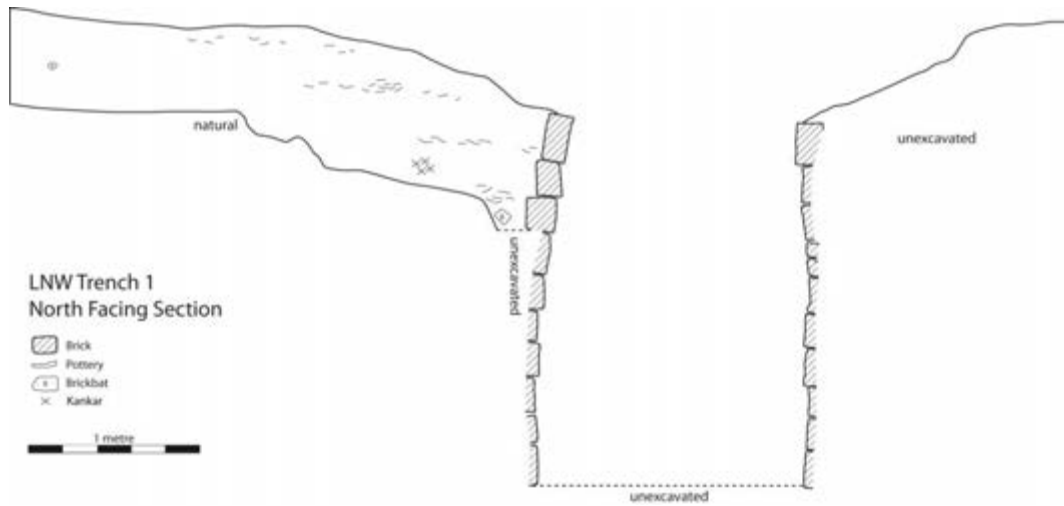


Figure 8.12. North facing section of Nursery Well Trench 1

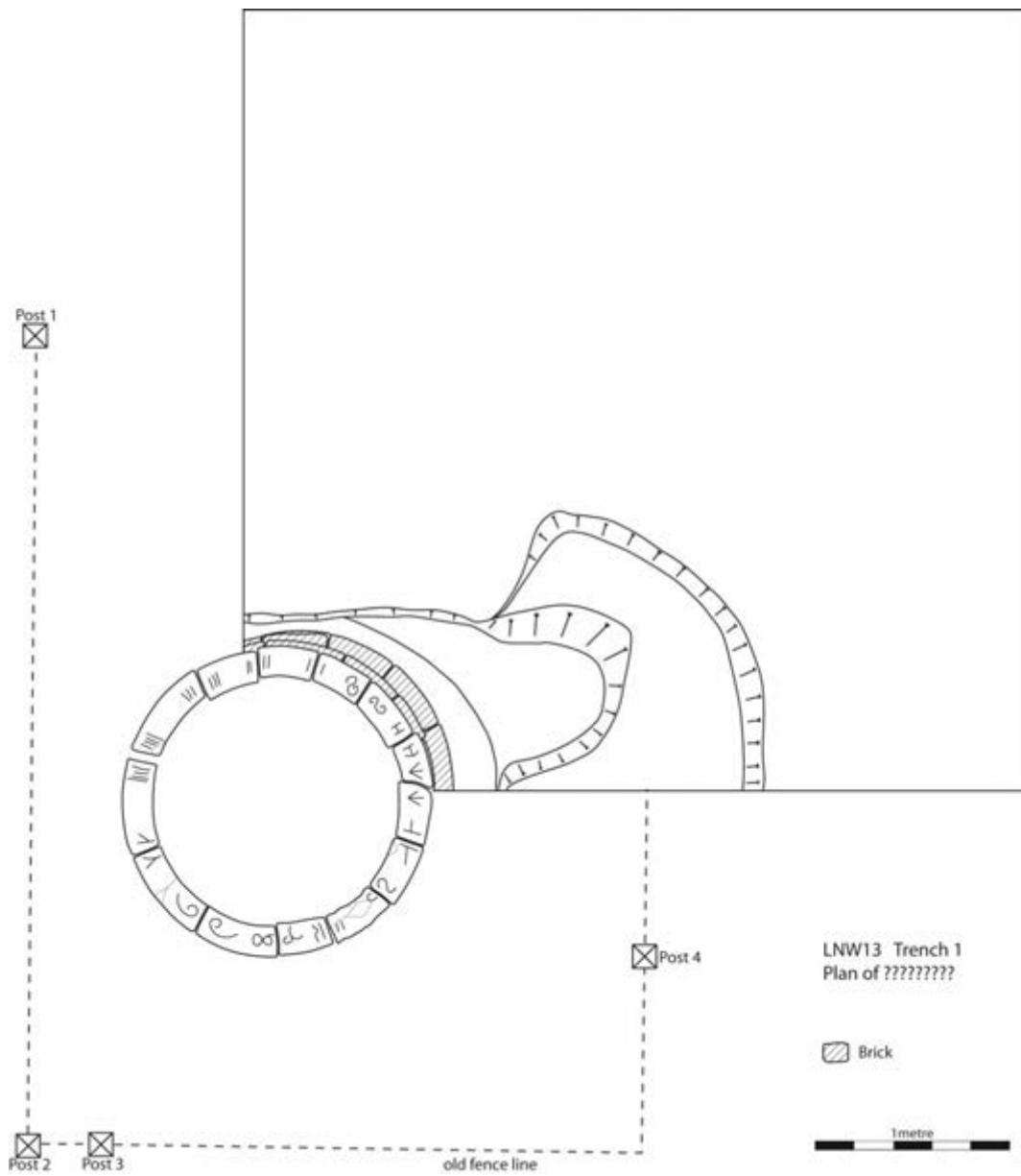


Figure 8.13. Plan of Nursery Well Trench 1



Figure 8.14. Elevation of the interior of the Nursery Well, showing the internal decoration of the bricks.



Figure 8.15. Close up of the impressions carved on the interior face of the well bricks.



Figure 8.16. Overview of Structure A at the Helipad.

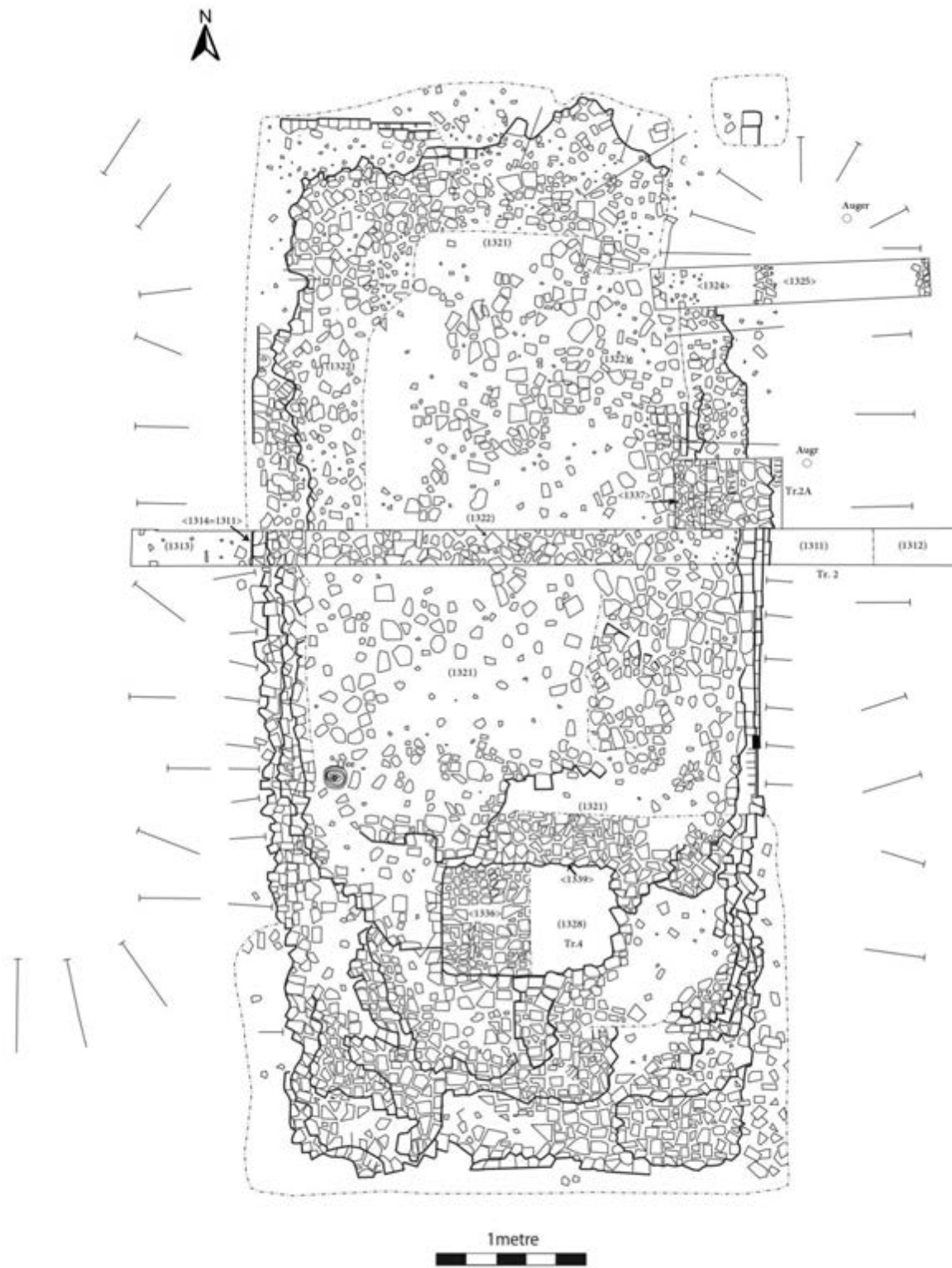


Figure 8.17. Plan of Structure A at the Helipad



Figure 8.18. Helipad Trench2 - facing west and showing construction sequence of platform

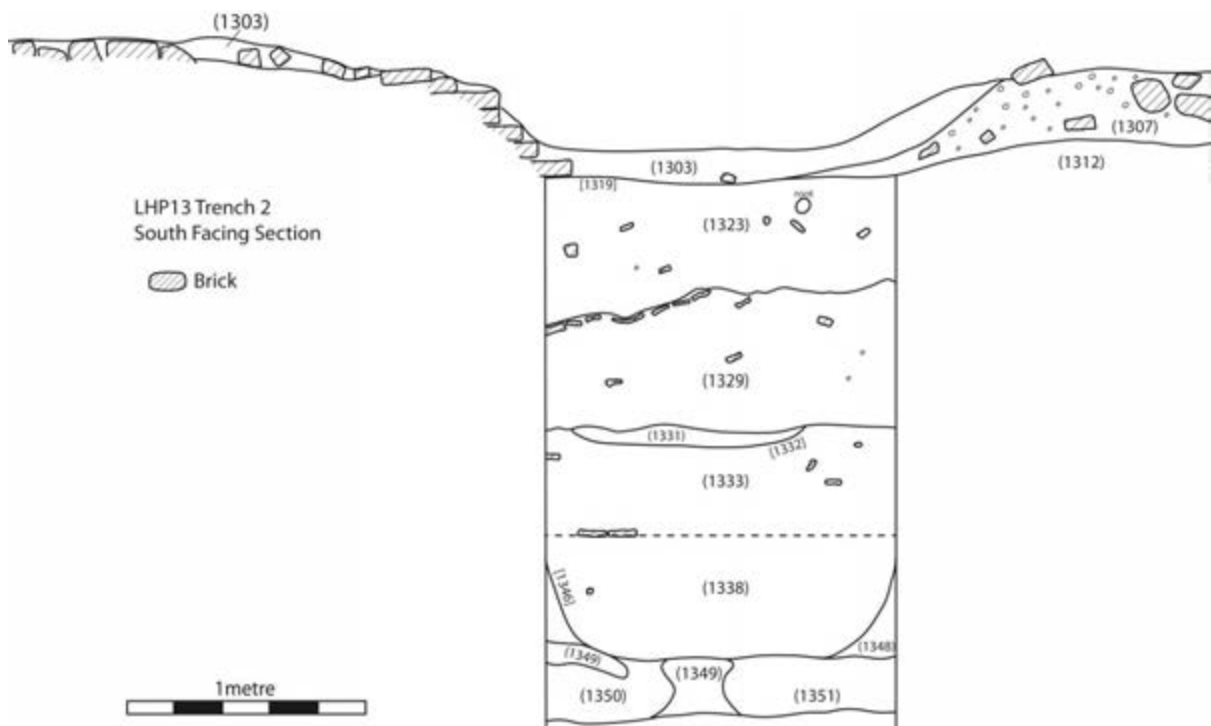


Figure 8.19. South facing section of Helipad Trench 2

9. CERAMICS

A number of key ceramic wares have been identified during the course of the 2011-2013 excavations at the Maya Devi Temple, the Southwest Village Mound, the Monastic Complex, the Helipad and Nursery Well and can provide us with analogies with other Early Historic sites within Nepal and northern India. The following section outlines the key ceramic wares, and some of the more diagnostic ceramic sherds can be found in Appendix C.

9.1 Red Ware (RW)

Red Ware is by far the most ubiquitous ceramic found at the site and indeed at most sites in the area. It is made of a medium fabric and the slip can range from burgundy to russet-red and brown and many of the sherds are decorated with stamps, incising or paint. Forms of Red Ware include a wide range of cooking vessels, *thalis*, and storage jars typologically close to sites such as Gotihawa, Tilaurakot, Ramagrama and Piprahwa-Ganwaria etc. Red Ware represents a locally made ceramic which is difficult to use as a chronological indicator as it found throughout the occupation of the site and continues to be made in the area today. Its widespread use and mass production may also have made it a plentiful source of material for secondary reuse as building or paving matter, especially in the focal points of the Maya Devi Temple as we have found terracotta tiles with sherds of pottery used as temper.

RW forms include a wide range of storage jars including the *ghara* or 'water storage vessel' that was uncovered nearly intact at the Village Mound (SF#1538). It was block lifted from the trench and transported to the work room where it was carefully reassembled and conserved by the UNESCO conservation team. As seen below, this form is characterised by vessels with collared rims and short straight necks which taper into a globular body. Another common form for Red Ware is a cooking vessel.

9.2 Cord Impressed Ware (CIW)

Cord-Impressed-Ware has been identified as distinct and homogenous pottery class as at the recent excavations by the Nepali-Italian Archaeological Mission. The Cord Impress Ware found at Lumbini is of a medium fabric with a distinct cord or mat impressed pattern formed by the production of large vessels as the clay was moulded in a cord basket or wrapped in a mat (Verardi 2007: 246). Forms of CIW found at Lumbini are limited to large storage jars with a simple everted rim, but it is often difficult to recognise the forms as the cord impressions are often only found on the shoulder and neck of a vessel and as a result Cord Impress Ware is often mistaken for Red Ware (*ibid.*)

As it has often been identified as Red Ware, mapping the geographical extent of Cord Impress Ware is difficult, but so far it has been identified at sites such as, Gotihawa, Narhan and Kausambi, Hatapatti, Imlidih Khurd, and Bhunadih etc. confirming that it is a regional indicator, representing a ceramic tradition that existed before the introduction of Northern Black Polished Ware and subsequent 'imperial wares'. At Lumbini Cord impressed Ware is used as a pre-Mauryan indicator, representing the more localised cultural traditions that were present before the Mauryan period and the widespread adoption of 'imperial wares' such as Northern Black Polished Ware.

9.3 Black Slipped Ware (BSW)

Black Slipped Ware is found throughout the Village Mound, the Sacred Garden and the Maya Devi Temple. BSW is a wheel-made, well-fired, well-leigated fine ware usually with a light grey section and core. The black slip is lustrous and thick and often flakes off leaving a worn grey ceramic which can be mistaken for a Grey Ware (Verardi 2007: 245). In fact, Mitra identifies the Black Slipped Ware from Tilaurakot as Grey Ware stating that "most of the vessels were treated with a slip both internally and externally, the colour being grey with shades varying from medium to dark grey or black" (1972: 23). Black Slipped Ware has also been mistaken for Northern Black Polished Ware, but

Black Slipped Ware has a thicker section with a thinner, less lustrous slip. Black Slipped Ware is also quite ubiquitous in the Gangetic basin, often appearing with Cord Impressed Ware and Black and Red Ware at sites such as Narhan. There is very little in the way of research about Black Slipped Ware, but it is thought to be produced locally and may serve as the precursor of many of the 'imperial' fine wares such as Northern Black Polished Ware. BSW can be found throughout the sequence at Lumbini, but there are higher concentrations of it in the lower levels of the Village Mound.

9.4 Proto-Northern Black Polished Ware

Proto-Northern Black Polished Ware is a ceramic ware first identified by Verardi at Gotihawa and is found in all three excavation sites at Lumbini. This fine ware is thought to mark the transition phase from Black Slipped Ware to Northern Black Polished Ware and can be identified through the lustrous black surface with red spots (Verardi 2007: 248). Other characteristics include a black section, a thin slip, fairly thick walls and the *thali* form. The highly polished appearance is achieved by firing at very high temperatures and the unique red spots are evidence of a problem in the firing process (*ibid.*).

9.5 Northern Black Polished Ware (NBPW)

Few sherds of Northern Black Polished Ware were found at the Lumbini Village Mound and Maya Devi Temple. This fine ware is black lustrous and burnished with black sections, very thin walls and a thin black slip (Verardi 2007: 249). At other sites the colour of the surface of Northern Black Polished Ware can range from coal-black through steel-grey or silvery to golden (Lal 1954:51), but the Northern Black Polished Ware from Lumbini primarily coal-black. Its glazed appearance is due to high and consistent firing temperatures as well as the enrichment of the slip with iron and potassium (probably red ochre and plant ashes) (*ibid.*). Northern Black Polished Ware is a luxury ceramic and found throughout the subcontinent. It is often associated with the Mauryan period as it ranges in dates from the sixth to the third centuries BC (Erdosy 1988: 75). The presence of Northern Black Polished Ware at Lumbini marks a transition of the site with local ceramic traditions being replaced by 'imperial' wares and the 'local' or regional architecture at the site transitioning from timber built structures to more permanent and archaeologically visible brick built structures, thus marking the 'Mauryan Horizon'.

9.6 Painted Grey Ware (PGW)

One small sherd of Painted Grey Ware was discovered at the Lumbini Village Mound. Painted Grey Ware belongs to a well-defined industry in South Asia and it is often used as a cultural label. It is a high quality luxury ceramic which is formed of well-levigated clay and a fine thin fabric (Lal 1954: 32). Both the section and the surface are grey, but mat black lines and dots are painted on the body before firing. PGW has been found throughout the Upper Ganga Valley and beyond and has been dated to c. 1200-600 BC (Ghosh 1989: 108).



Figure 9.1. Reconstructed Red Ware vessel found in Monastery Trench 1 in 2012. (SF#1538)



Figure 9.2. Cord Impressed Ware with highly visible cord impressions on the rim of the sherd. (SF#8466)



Figure 9.3. Proto-Northern Black Polished Ware sherds. (SF#1311)

10. GEOARCHAEOLOGY AND DATING

10.1 Radiocarbon Dates from the 2013 Season

A total of four radiocarbon dates were sampled from Lumbini during the 2013 season, one from the Maya Devi Temple, two from the Helipad and one from the Monastery. The radiocarbon sample from Trench C9 within the Maya Devi Temple was taken from context 919, a compact ash floor layer which we had associated with the Asokan period temple. This returned a date of 204-46BC, confirming our hypothesis. At the eastern Monastery in Trench 3, a sample from the basal layer returned a date of 1513-1412BC, indicating a pre-occupation date commensurate with dates from elsewhere at Lumbini. Two postholes were cut into this surface, and thus represent activity in the vicinity of the landsurfaces later used to establish the temple. At the Helipad, two samples were dated – one relating to the pit structures at the base of the sequence (context 1351) and one relating to the packing levels below Structure A (context 1341). The early pit returned a date of 804-552BC, which is similar to the dates from the early pits on the Village Mound, whilst the packing layer of bricks and clay within Structure A returned a date of AD667-860. This latter date makes the Helipad structure contemporary with those within the Sacred Garden fence, and strengthens the case for expanding the World Heritage boundary to incorporate these outlying structures.

Lab Code	Sample	Site	Tr.	Con.	Age BP	Calibrated 68.2%	Calibrated 95.4%
SUERC-48096 (GU31332)		LMS	3	5035	3186±30	1494-1432 BC	1513-1412 BC
SUERC-48097 (GU31333)		LHP		1351	2559±30	799-756 BC (54.7%) 685-669 BC (13.5%)	804-746 BC (57.9%) 689-664 BC (15.6%) 645-552 BC (21.9%)
SUERC-48098 (GU31334)		LHP		1341	1264±30	AD 689-753 (57.3%) AD 760-773 (10.9%)	AD 667-822 (92.9%) AD 842-860 (2.5%)
SUERC-48099 (GU31335)		MDT	C9	919	2109±30	178-92 BC (64.3%) 68-61 BC (3.9%)	204-46 BC (95.4%)

Table 10.1 Radiocarbon dates from 2013 season at Lumbini

10.2 Micromorphological Analyses of Trench C5

Laboratory analysis involving the thin section micromorphology description and interpretation of the Trench C5 stratigraphy buried below the later phases of the Maya Devi temple confirmed field observations of a persistent wet, alluvial clay and well sorted silt environment with kankar (calcium carbonate; calcrete) formation. The analyses also allows a more detailed consideration of site formation processes and suggest a complex sequence of events at what became known as the Maya Devi temple. Sediment accumulation has evidently occurred in discrete phases and while there has been some micro-scale biological disturbance, the sediments are intact and the material used for dating (charcoal for radiocarbon and sediment quartz for optically stimulated luminescence dating) are representative of the phases in site formation.

The earliest phases of site formation (510-509) are associated with key micromorphological indicators of persistently wet alluvial soil amendment, surface vegetation burning and cultivation activity. Cultural evidence includes rare occurrences of bone fragments together with more frequent occurrences of wood ash and charcoal materials. Evidence of cultivation disturbance includes orientation and compaction of the alluvial clay as cultivation pans and mixing of contrasting alluvial sediments, while occurrences of phytoliths indicate vegetation covered land surface.

This agricultural landscape was rapidly covered by culturally deposited alluvial sediment (508 - 504 and 513) – there are sharp contrasts between these two phases - raising a less frequently inundated mound above the naturally wet floodplain. This area was open; there is micromorphological evidence

of frequent infilled root channels ranging from the substantial context 513 feature where there is the common occurrence of iron deposition preserving the structure of previously organic fragments through to frequent micron scale root channels infilled and this preserved with recrystallized mineral material. Clay accumulation (textural pedofeatures) in some root channels and on coarse (silt size) mineral grains together with the accumulation of organic coatings in pore spaces are further evidence of land surface process and thus an open area within the early temple complex. This sequence in the stratigraphy is also associated with increased frequencies of fine organic materials but with no increase in phytolith occurrence; we suggest that there has been additional organic material culturally deposited, but not cultivated, here.

Evidence of construction activity is found superimposed on the open area (503). This is evidenced as large angular clay domains with fine charcoal materials evident throughout this material. We interpret these features as those associated with wattle and daub, quite distinct from the area of sediment disturbance and brickwork immediately above (522) and most likely a short-lived phase of construction activity. This construction activity is associated with notably coarser and more uniform alluvial sediment (504 and 502) suggesting deposition associated with a naturally occurring and substantial flooding event.

11. VISITOR SURVEY

As part of the archaeological investigations, a visitor survey was conducted in order to collect detailed information related to pilgrim activities in Lumbini. The aim of this were to evaluate changes of pilgrim activities over time, looking at how religious activities have changed on a short term basis, by comparing the data collected during the 2001-2 cultural monitoring mission with the results of this survey. This can then be compared modern practices and the archaeological data available for Lumbini and other pilgrimage sites in order to evaluate whether some of the modern trends could also be reflected in the archaeological record. The visitor survey was conducted by Ms Anouk Lafortune-Bernard of Durham University, and a UNESCO volunteer, in conjunction with students from Tribhuvan University.

11.1 Overview of the 2001 Visitor Survey

Cultural monitoring missions have become more common with the development of tourism in India and, more recently, in Nepal (Sinha 1991; Karar 2010). Their results provide an insight into modern visitor behaviour and their interactions with ancient sacred Buddhist sites. In 2001-2, a UNESCO mission in Lumbini collected baseline visitor movement and practice data for future management and conservation policies (Coningham, Schmidt and Strickland 2011). The monitoring survey of 2001-2 took place between September 2001 and late April 2002 and focused on pilgrim activities in the Sacred Garden of Lumbini. The record focused on specific aspects of pilgrim behavior at the site including visitor numbers; time-spent on the site; nationalities of visitors; religions of visitors; and visitors' perception of the most important features.

The results showed large monthly fluctuations from a minimum of 5846 recorded in October to 11300 visitors the following month.). The daily average for the whole period was relatively low, with 422 visitors, but special events on the site, like the *Buddha Jayanti* festival in April-May, attracted a very high number of visitors. In April 2002, the highest daily count reached 5000 tourists, more than ten times the ordinary average. Most visitors did not spend much time in Lumbini, a large majority leaving the Sacred Garden within half an hour and not staying overnight. The ordinary visitor, in 2001-2 seemed to have been either Hindu or Buddhist, together representing over 85% of visitors. Furthermore, most tourists had visited the site at least once before.). The 2001-2 survey suggests that the nationality of foreign visitors can vary quite extensively depending on the time of the year, with Sri Lankans, Indians and Thais commonly the most frequent.

The most sacred features mentioned by pilgrims during the survey were the Maya Devi Temple, the Asokan Pillar, the Nativity Sculpture, the Sacred Pond and the Bodhi Tree. Generally chosen by over 40% of visitors, the Maya Devi Temple was certainly the most important of them during the whole period. By contrast, the interest for other features varied quite extensively, although the Asokan Pillar and the Nativity Sculpture also had a significant share of visitors' attention. This survey was conducted before the Marker Stone had been uncovered, and so this feature was not present within the 2001 survey.

11.2 Methodology

The 2013 visitor survey took place over a period of one month, in January 2013, coinciding with the archaeological fieldwork. The methodology used both quantitative and qualitative data on visitor practices, collected through interviews and participant observation. The results will then be compared to the previous survey, conducted in 2001-2 (Coningham and Schmidt 2002; Coningham, Schmidt and Strickland 2011), and archaeological data to discuss the evidence for ritual practices and the issue of sacredness, both in the management and understanding of archaeological sites.

In order to get a global idea of visitor activities on the site, the survey was conducted by interviewing tourists as they enter the Sacred Garden and following them throughout their visit, reporting their route and practices on the site. Interviews were done on a systematic basis, either every fifteen or thirty minutes, depending on the number of students available. For practical reasons, we conducted one interview for each group of visitors which we considered representative of the whole group opinion. We knew from the 2001-2 survey of certain tendencies which could affect the results of the survey, one of them being that when interviewing a person from a party, an older male individual would usually answer, thus potentially creating biases in the results (Nair 2003: 30). Keeping this difficulty in mind, a period of five days during the fieldwork, from 13th to 18th January, was arranged when recorders focused exclusively on female visitors to see whether there were significant differences in the way the site was perceived by both gender so we could identify, if not an age, at least a gender range.

The questionnaire could be divided into two parts, the first collecting information on the tourists themselves while the second part is specifically focus on their visit of the Sacred Garden and Lumbini. The details recorded about visitors remain very similar to what was done in 2001-2: gender, age, religion, nationality and country of residence but also questions regarding the purpose of visit, length of stay and previous visits in Lumbini. Finally, we also recorded the feature considered the most sacred/important by the interviewee. Further questions we asked in order to determine whether visitors to Lumbini visited any other sites in the region, and whether they made any offerings whilst within the Sacred Garden. This information was then compared to our observations of pilgrims in the Sacred Garden.

The second part of the survey required the careful observation of the whereabouts of visitors in the Sacred Garden between the different religious and archaeological features. The collection of data on human participants raises some ethical questions which have been carefully considered. Ethical concern with this research is mainly the question of informed consent, especially when it comes to observing peoples behaviour on the site (Czaja and Blair 1996; Dewalt, Dewalt and Wayland 2000). Participants were free to refuse to answer any questions and, in such a case, the observation was not continued further. The same was done for participant observation if the respondents felt uncomfortable about this aspect of the research. Observations were recorded on a second form including the time the interviewees spent at each sacred monument, the material they used and activities they undertook at each feature. Their route was also mapped on plans of the Sacred Garden.

11.3 Results

The results of the January 2013 cultural monitoring offer a new perspective of visitor activities in the Sacred Garden of Lumbini, highlighting both continuity and change in pilgrim behaviour on the site. The data presented below is based on the 293 interviews conducted over the period from 7th to 27th January, representing a total of over 2000 people observed during their visit.

11.3.1 Number of Visitors and Time Spent in Lumbini

We were not able to record the number of visitors in the Sacred Garden for January 2013. However, the Lumbini Development Trust official count recorded 800 000 tourists in 2012 which would represent a daily average of over 2000 visitors. This data is five times above the 2001-2 results which recorded on average 422 tourists daily. The average time spent in the Sacred Garden, in January 2013, is just over 30 minutes with 66.4% of visitors staying between 10 and 30 minutes. Similarly, 66% of tourists leave within a day and do not stay overnight. Beyond the Sacred Garden, the Monastic Zone is the only place that attracts over 50% of visitors. By contrast, only 47% of tourists visit the museum and 20% go to the ancient village. Nonetheless, the results from interviews tend to indicate that a large number of visitors do not come for religious reasons. Only 34% of visitors in

January 2013 described their visit as having a religious purpose while 64% defined it as sightseeing and leisure. Another 10% also mention an educational dimension to their visit. These results contradict the general view, supported by the Central Bureau of Statistics (Government of Nepal) report, which recognises pilgrimage as the first purpose of visit in Lumbini (Acharya 2012: 3).

11.3.2 Characteristics of Visitors

The profile of visitors to Lumbini has not changed much from 2001-2. The typical tourist is Nepali, aged in his/her mid-thirties, of Hindu or Buddhist religious affiliation. In January 2013, both Hindu and Buddhist together corresponded to over 80% of people on the site, a statistic which has barely changed since the 2001-2 cultural monitoring mission. However, there has been an increase in the proportion of Buddhist visitors, now representing 30% which is an extra 9% from the results of 2001-2. Nonetheless, the number of tourists coming back to the site remains high, with only 44% of new visitors in January 2013. Surprisingly, there were no Sri Lankan visitors recorded during the survey, although this may be a statistical anomaly. Beyond Nepali visitors, the other largest nationalities recorded in the survey were Indian and Korean. The presence of Thai pilgrims is highly visible on the site although the fact that they tend to confine to large organised tours limit their visibility in the final results. The proportion of “Western” tourists seems to have increased, accounting for 27% of visitors in January 2013.

11.3.3 Most Important/Sacred Feature

This part of the survey is certainly the aspect presenting the most striking differences compared to the 2001-2 mission. The Maya Devi Temple has become the almost exclusive centre of visitors’ attention with almost 74% of visitors considering it the most sacred feature on the site. The second feature remains the Asokan Pillar with 7% of visitors mentioning it as an important monument. The Nativity Sculpture, located inside the modern shelter, is now seen as an intrinsic part of the Maya Devi Temple with very few people mentioning it as an important sacred feature in itself (less than 1%). Similarly, the Pond does not seem to be particularly significant in visitors’ opinion.

11.3.4 Behaviour of Visitors in the Sacred Garden

Movements of pilgrims in modern Lumbini have been in many ways greatly influenced by the new infrastructure provided in recent years. The removal of the Nativity Temple, has transferred the concentration of pilgrims further to the central archaeological features, especially the Pond, Temple and Pillar. The Northeast zone is now barely used by visitors and there is no visible trace of the previous worship structure on the site. Also, since the previous cultural monitoring mission the entrance moved from the eastern side of the site to a new entry point at the north end of the Garden. Now that the new entrance does not require cutting through the monastic zone, this area is not particularly used by current pilgrims. Another important change is the construction of two main pathways and meditation platforms. These tracks now guide most people’s whereabouts. The most used is the shorter pathway linking the five main features together while the second tracks go around all the archaeological remains. The latter is generally quieter and often used by pilgrims practicing circumambulation.

11.3.5 Worship

The survey also highlighted some intriguing results regarding devotional activities in the Sacred Garden. One of the striking outcomes was the significance of the Tree in ritual activities. When one considers the perception of sacred features, the Tree only appears in third position attracting not even 2% of people’s attention. However, observations tend to reflect a more important role of the Tree in ritual activities. On average, it is the second place where people spend the most time, just behind the Maya Devi Temple. Although a certain number of tourists do not go there at all (24%), those who do tend to stay longer at the Tree than at the Asokan Pillar. Furthermore, both in terms of quantity and diversity of offerings, it is far ahead of the Pillar and the Pond.). The Maya Devi Temple

is the only locality where there is more ritual deposition. However, it is important to notice that the results for the Temple are boosted by money donations representing 77% of offerings inside the shelter. Indeed, due to safety reasons, certain ritual practices cannot be performed inside the Temple, like lighting candles. Furthermore, the shelter might not provide the necessary peaceful environment or facilities for many types of offerings, like incense, while the continual presence of a queue certainly creates a restraint for devotional practices inside the Temple and encourages the 'delocalisation' of certain ritual practices to other areas, like the Tree. The latter notably accounts for 31% of all offerings on the site and, notably, 78% of all incense used in the Sacred Garden. Ritual activities in this area is also certainly amplified by the presence of monks and mendicants, some of them providing offerings, like rice and incense, and performing specific rituals.

11.3.6 Ritual Activities Within Specific Groups

Based on the data acquired during the survey, it was possible to underline a number of differences in the answers and behaviour of various socio-cultural groups on the site. This section will present the results of comparative analyses using data collected on gender, religious and cultural affiliations. When it comes to gender differences, the results do not point out many variations between the two sets of data for male and female activities. There is no evident disparity between the two groups regarding the purpose of visit or quantity of offerings. Overall, the only striking contrast concerns the whereabouts of both groups inside and outside the Garden. Women spend more time in the Sacred Garden, 33 minutes on average compared to 29 for men, and intend to see more in Lumbini. More than half of female visitors plan on visiting the museum and almost 70%, against 62% for male, assert they will go to the Monastic Zone. Despite that, women have seen, or are planning to see, less pilgrimage sites than men. This is visible for sites like Bodh Gaya, Sarnath and Kusinagara, on the Indian side of the border, but also for local sites. For instance, Tilaurakot, 25km away from Lumbini, has been, or will be visited, by only 15% of women compared to 21% for male individuals. It is difficult to provide clear explanations for this phenomenon which is probably the results of various social, economic and cultural factors.

The comparative analysis of the 2013 data on religious affiliation also provided interesting results. One of the main focuses was on the possible existence of differences between Hindu and Buddhist pilgrim practices and the detailed examination of the results for January 2013 shows intriguing outcomes, notably in the types of offerings made by each group. Based on the questionnaire answers, it seems that Buddhist visitors generally offer more than Hindus and in more diverse forms. Below is a table comparing the proportion of Buddhist and Hindu visitors giving offerings in the Sacred Garden.

	Buddhist	Hindu
Incense	27.7%	13.2%
Butter Lamps	12.0%	2.0%
Candle	27.7%	6.6%
Cloth/Scarves	20.5%	4.6%
Prayer Flag	4.8%	1.3%
Money	60.2%	58.6%
Food/Flower	12.0%	6.6%
Other	2.4%	0.7%

Table 11.1. Buddhist and Hindu pilgrim offerings in the Sacred Garden

The comparative results indicate quite striking variations in the amount of offerings made by the two religious groups. Except for money donations, which are relatively similar for both religions, the number of Hindu visitors planning on giving offerings is proportionally much lower than Buddhist pilgrims. The contrast is particularly marked for butter lamps, candles and scarves which are used four to six times more by Buddhist visitors than Hindus. The observation of cultural diversity in modern ritual practices in Lumbini has been limited by the few numbers of foreign visitors, resulting in a very small sample available for comparative analyses. Nonetheless, a few possible correlations seem worth mentioning. First of all, a higher number of South and Southeast Asian visitors come for religious purposes (fig. 5.15, p 37). Unsurprisingly they also visit more pilgrimage sites, both in the local area and on the Indian side of the frontier. In terms of offerings, Southeast Asian pilgrims use a wider range of material and in larger quantities compared to any other nationalities. While Southeast and South Asian visitors use a wide range of materials for offerings, East Asians, by contrast, are more or less restricted to specific types, incense, candle and gold leaf, and Western visitors are, overall, less prompt to give offerings within the Garden enclosure.

11.4 Discussion of the results

The data collected for this research has highlighted the significance of spatial organisation in modifying the perception of the site sacredness. The creation of pathways certainly had a crucial impact on visitor movements in the Sacred Garden. Moreover, the results also emphasized the effects of the new monumental shelter, built in 2002, over the remains of the Maya Devi Temple, on visitors' perception and behaviour in the Garden. These two points reflect existing discussions about display strategies in Buddhist sites, with, for example, Shaw's (1999) concept of surveillance and inter-visibility in Sanchi, and the ways spatial organisation was used to stage the ritual performance and control pilgrim religious experience. In Lumbini, the evolution of the Maya Devi Temple suggests the existence of such concerns. From the pre-Asokan period, there is already evidence for delineating ritual spaces, and by the Asokan period this space is defined by a walled structure and roof. It created a separation with its surrounding, emphasizing its religious significance but also maybe highlighting further control over its access. The Gupta Temple, with a small chancel and antechamber, particularly reflects an increasingly enclosed and isolated area acting as focus of ritual activities inside the monument. By contrast, the Kushan Temple was defined by its open-air platform, offering a very different stage to ritual performances. The effect of the construction of the modern shelter in the Sacred Garden on pilgrim behaviour illustrates how display strategies are reflected, and also encouraged, new perceptions of the site sacredness and therefore affected worship activities. As such, site managers must be aware of how even minor modifications to the site can have significant impact on the way in which visitors perceive, and worship at, Lumbini.

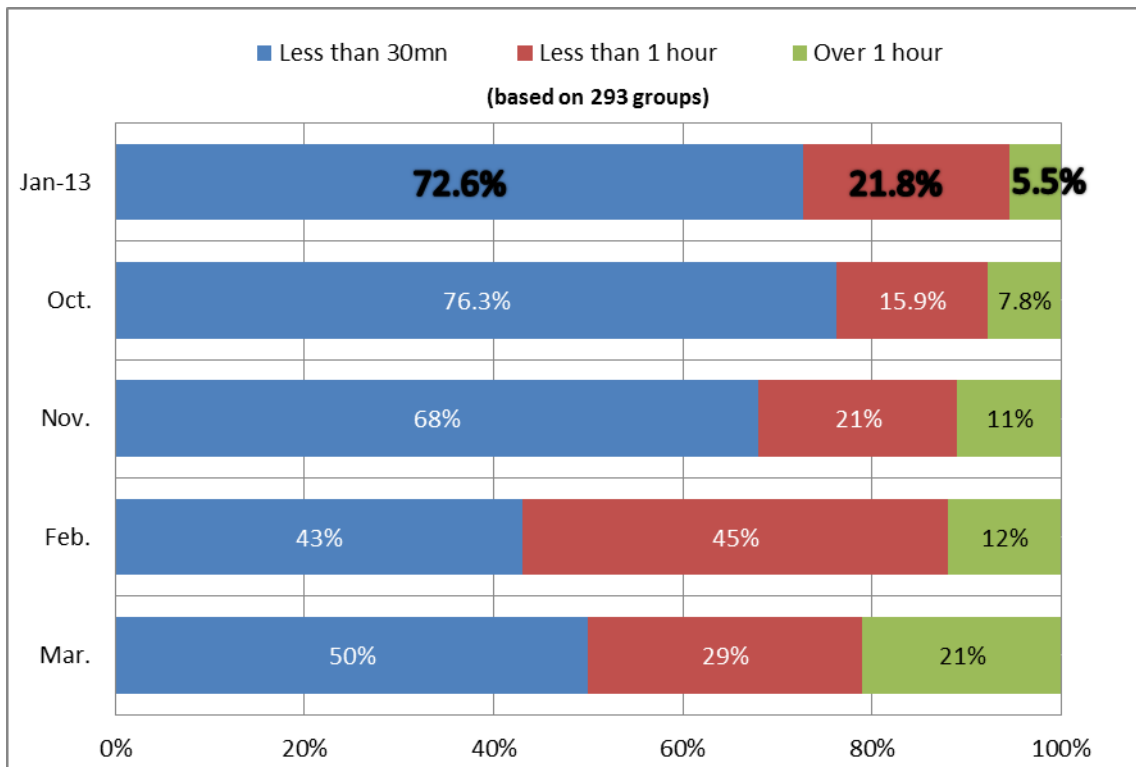


Figure 11.1. The amount of time spent in the Sacred Garden in January 2013 (top), compared with the 2001 data.

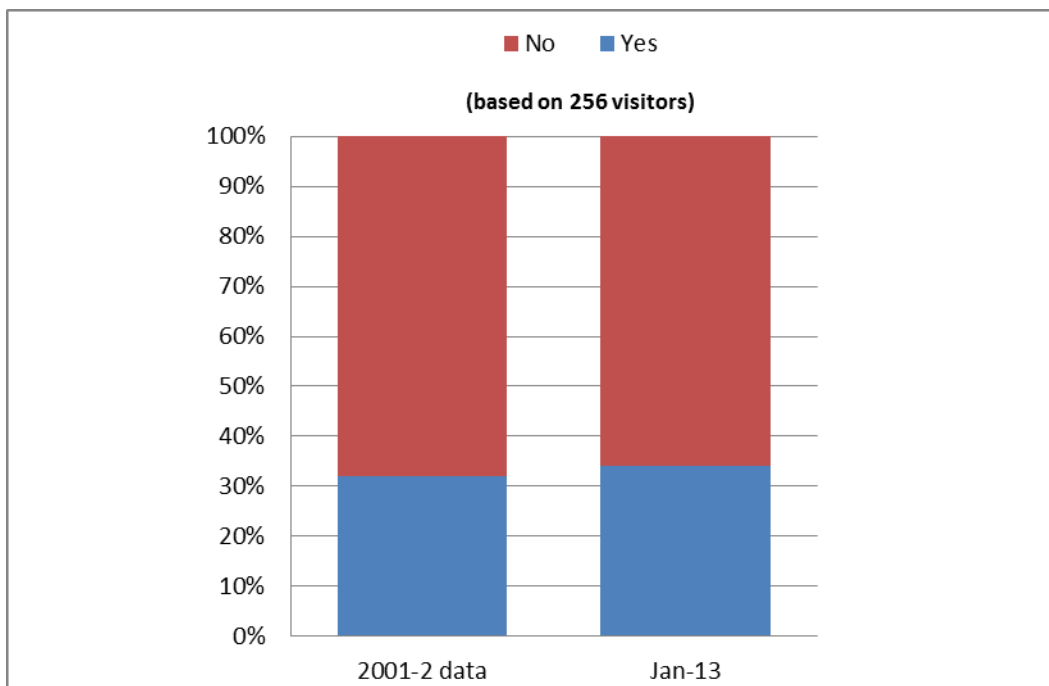


Figure 11.2. Proportion of Visitors Staying Overnight: Comparison between the 2001-2 data and the recent survey (January 2013)

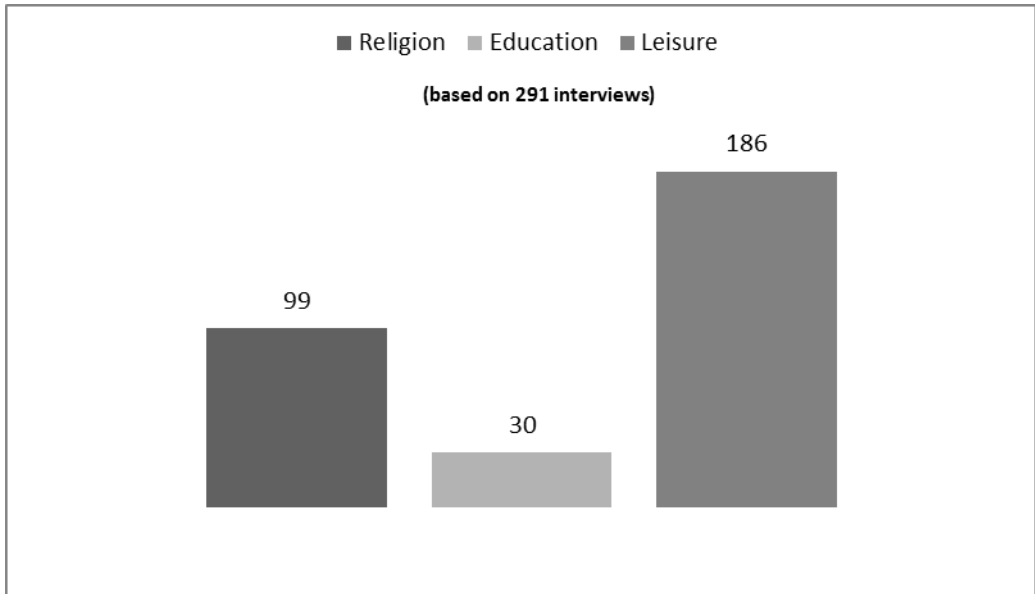


Figure 11.3. Purpose of visits to Lumbini in January 2013.

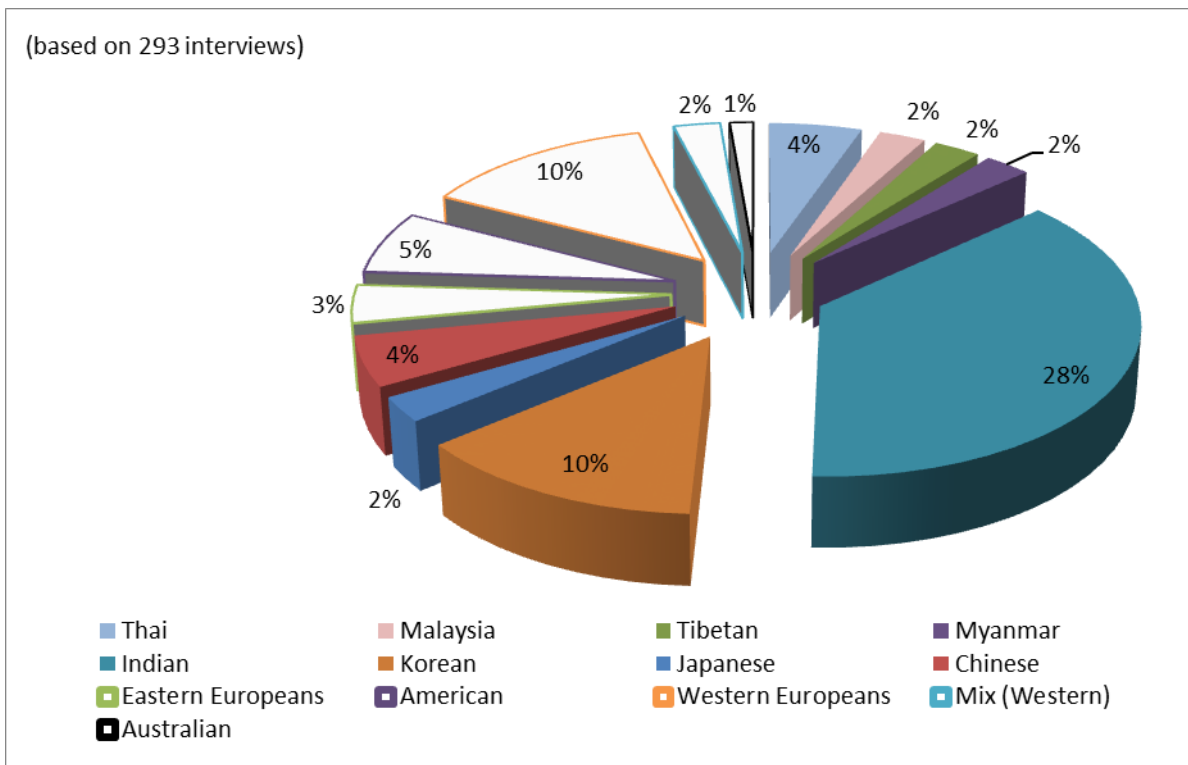


Figure 11.4. Breakdown of the nationality of foreign visitors to the Sacred Garden in January 2013.

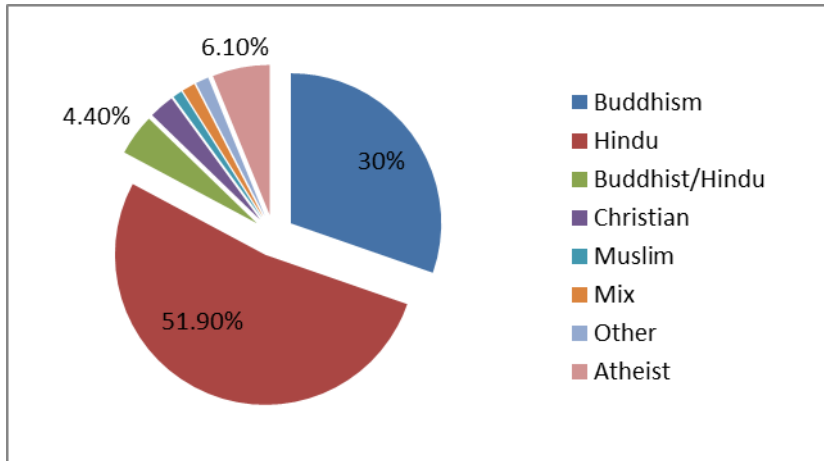


Figure 11.5. Breakdown of the religion of visitors in January 2013.

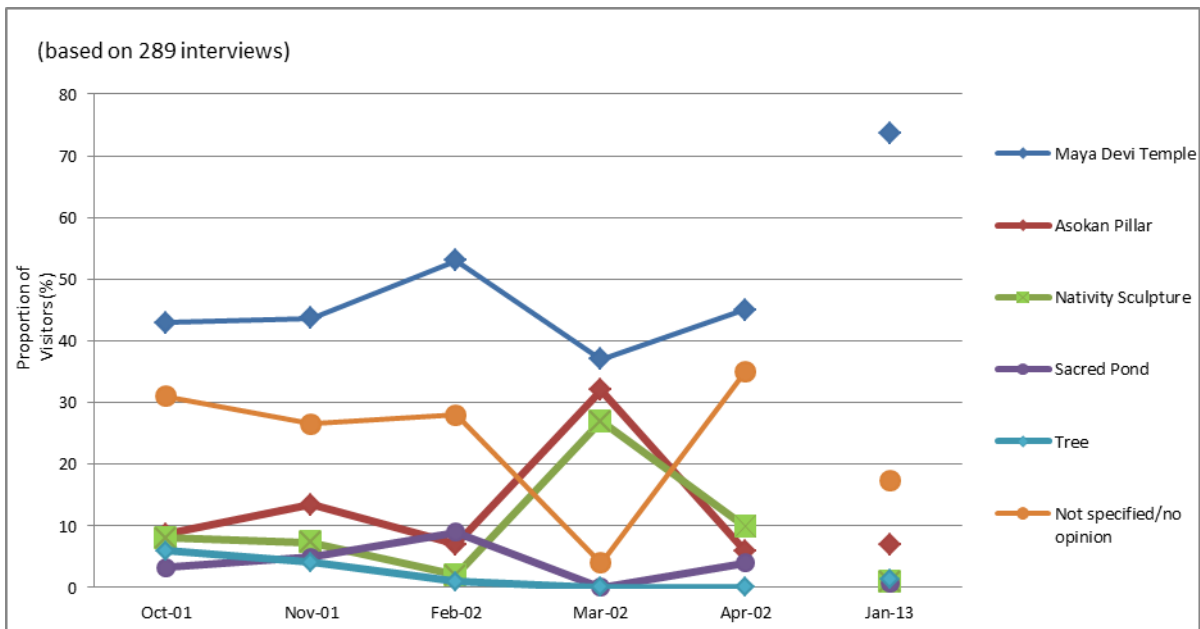


Figure 11.6 The perception of sacred features within the Sacred Garden. Comparison between the 2001/2 data and the January 2013 data.

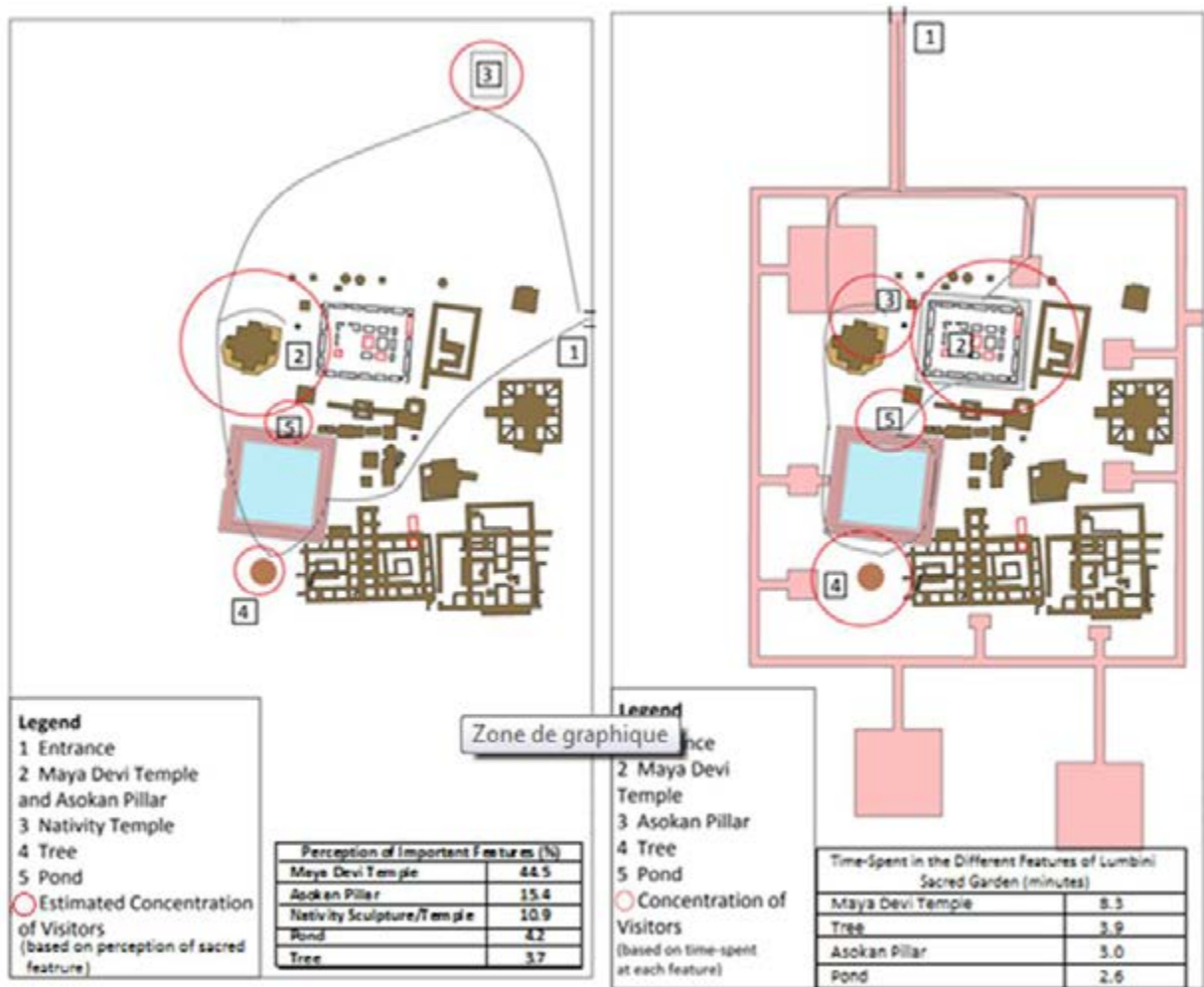


Figure 11.7. Maps of Sacred Garden presenting visitor concentration and usual routes as indicated in the data from 2001-2 (left) and January 2013 (right)

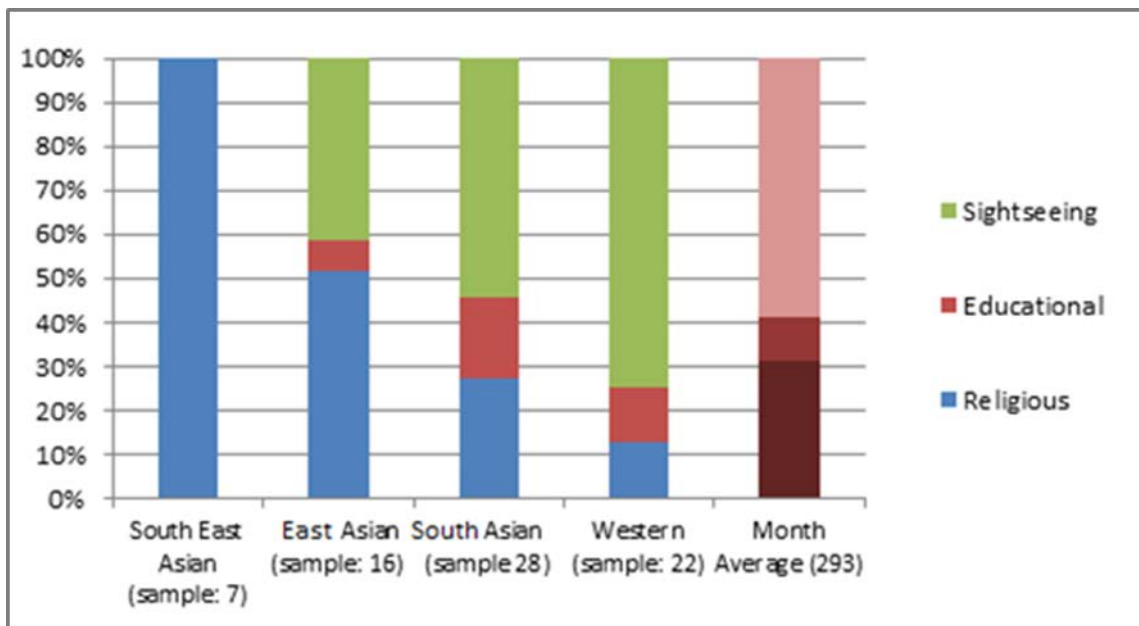


Figure 11.8. Purpose of visit to Lumbini for different cultural groups in January 2013.

12. BIBLIOGRAPHY

Acharya, P. 2012. Socio-economic Impacts of Tourism in Lumbini, Nepal: A Case Study. Available at: <http://www.lumbinitrust.org/buletins/view/1> (Accessed on 16/02/2013)

Czaja, R. & J. Blair. 1996. *Designing Surveys: a Guide to Decisions and Procedures*. Thousand Oaks, California: Pine Forge Press.

Coningham, R. A. E. 2001. The archaeology of Buddhism. In T. Insoll (Ed.) *Archaeology and World Religion*. 61-95. London: Routledge.

Coningham, R. A. E., P. Gunawardhana, M. J. Manuel, G. Adikari, M. Katugampola, R. L. Young, A. Schmidt, K. Krishnan, I. Simpson, G. McDonnell & C. Batt. 2007. The state of theocracy: defining an early medieval hinterland in Sri Lanka. *Antiquity* 81: 1-21.

Coningham, R.A.E. & K.P. Acharya. 2011. *Identifying, Evaluating and Interpreting the Physical Signature of Lumbini for Presentation, Management and Long-term Protection: Report of Season One of Activity Two*. UNESCO Report.

Coningham, R.A.E. & K.P. Acharya. 2012. *Identifying, Evaluating and Interpreting the Physical Signature of Lumbini for Presentation, Management and Long-term Protection: Report of Season Two of Activity Two*. UNESCO Report.

Coningham, R.A.E. & A.R. Schmidt. 2002 *Geophysical Auger, Environmental and Visitor Survey of the Core Zone of the Lumbini UNESCO World Heritage Site, Nepal*. UNESCO Mission Report and Recommendations.

Coningham, R.A.E., A.R. Schmidt & K.M.S. Strickland. 2010. A Cultural and Environmental Monitoring of the UNESCO World Heritage Site of Lumbini, Nepal. *Ancient Nepal* 176: 1-8.

Dewalt, K.M., B.R. Dewalt & C.B. Wayland. 2000. Participant Observation. In H.R. Russel (ed) *Handbook of Methods in Cultural Anthropology*, pp 259-300. Lanham, MD: AltaMira Press.

Erdosy, G (1988) *Urbanisation in Early Historic India*. Oxford: BAR.

Ghosh, A. (ed.). 1989. *An Encyclopaedia of Indian Archaeology*. (2 vols). New Delhi

Gombrich, R. F. 1971. *Precept and practice: traditional Buddhism in the rural highlands of Ceylon*. Oxford: Clarendon Press.

Karar, A. 2010. Impact of Pilgrim Tourism at Haridwar. *Anthropologist* 12(2): pp 99-105.

Lal, B.B. 1954. Excavations at Hastinapura and Other Explorations in the Upper Ganga and Sutlej basins 1950-52: New Light on the Dark Age Between the End of the Harappa Culture and the Early Historical Period. *Ancient India* 10-11: 5-151.

Mitra, D. 1972. *Excavations at Tilaura-Kot and Kodan and Explorations in the Nepalese Terai*. Kathmandu: Department of Archaeology.

Nair, K.J. 2003. *Practice and Precept: An Archaeological Perspective of Buddhism*. Unpublished Undergraduate Dissertation: University of Bradford.

Schopen, G. 1997. *Bones, stones, and Buddhist monks: collected papers on the archaeology, epigraphy, and texts of monastic Buddhism in India*. Honolulu: University of Hawaii Press.

Shaw, J. 1999. Buddhist landscapes and monastic planning in eastern Malwa: the elements of intervisibility, surveillance and the protection of relics. In T. Insoll (ed.) *Case Studies in Archaeology and World Religion: the proceedings of the Cambridge conference*. 5-17. Oxford: Archaeopress.

Sinha, A. 1991. The conservation of sacred sites: Sarnath, a case study. *Landscape Research* 16 (3): 23-30.

Tange, K. 1981. *Master Plan for the Development of Lumbini*.

Trainor, K. 1997. *Relics, Ritual, and Representation: Rematerializing the Sri Lankan Theravada Tradition*. Cambridge: Cambridge University Press.

Verardi, G. 2007. *Excavations at Gotihawa and Pipri, Kapilbastu District, Nepal*. Rome: ISIAO.

APPENDIX A - 2013 Auger Profiles

LMB13 Auger 01 (2.5m north of LNW northwest corner)

Depth	Colour	Sediments	Inclusions	Notes	Fill
0-20	2.5Y 6/3 Light Yellowish Brown	Silt	Ceramics	-	C
20-40	2.5Y 6/3 Light Yellowish Brown	Silt	-	Mottling	C
40-60	2.5Y 5/6 Light Olive Brown	Silt	Manganese	-	E
60-80	10Y 6/6 Brownish Yellow	Silt	Manganese	-	E
80-100	10YR 5/8 Yellowish Brown	Silt	-	Roots	E
100-120	10YR 5/8 Yellowish Brown	Silt	-	Flower of tree	E
120-140	10YR 6/8 Brownish yellow	Silt	Manganese	-	E
140-160	10YR 5/6 Yellowish Brown	Silt	Manganese	Roots	E
160-180	10YR 5/8 Yellowish Brown	Silt	-	-	E
180-200	10YR 5/8 Yellowish Brown	Silt	Manganese	-	E
200-220	10YR 5/8 Yellowish Brown	Silt	-	-	E
220-240	10YR 5/8 Yellowish Brown	Silt	-	-	E
240-260	10YR 5/8 Yellowish Brown	Sand	-	-	E
260-280	2.5Y 4/4 Olive Brown	Sand	-	-	N
280-300	7.5YR 5/8 Strong Brown	Sand	-	-	N

LMB13 Auger 02 (at LNW northwest corner)

Depth	Colour	Sediments	Inclusions	Notes	Fill
0-20	2.5Y 6/3 Light Yellowish Brown	Silt	Brick	-	C
20-40	2.5Y 5/4 Light Olive Brown	Silt	-	Roots	C
40-60	2.5Y 6/8 Olive Yellow	Silt	Manganese	Roots	E
60-80	2.5Y 6/8 Olive Yellow	Silt	Manganese	-	E
80-100	2.5Y 6/8 Olive Yellow	Silt	Manganese	Roots	E
100-120	2.5Y 6/8 Olive Yellow	Silt	Manganese	Roots	E
120-140	2.5Y 6/8 Olive Yellow	Silt	Manganese	-	E
140-160	2.5Y 6/8 Olive Yellow	Silt	-	Kankar	E
160-180	2.5Y 6/8 Olive Yellow	Silt	-	-	E
180-200	2.5Y 6/8 Olive Yellow	Silt	-	-	E
200-220	2.5Y 6/8 Olive Yellow	Silt	-	-	E
220-240	2.5Y 5/6 Olive Yellow Brown	Silt	-	-	N
240-260	2.5Y 5/4 Olive Yellow Brown	Sand	-	-	N
260-280	2.5Y 4/4 Olive Brown	Sand	-	-	N
280-300	2.5Y 4/3 Olive Brown	Sand	-	-	N
300-320	2.5Y 5/2 Greyish Brown	Sandy clay	-	-	N

LMB13 Auger 03 (5m north of LNW northwest corner)

Depth	Colour	Sediments	Inclusions	Notes	Fill
0-20	10YR 5/3 Brown	Silt	Brick		F
20-40	2.5Y 6/3 Light Yellowish Brown	Silt	Brick	Roots	C
40-60	2.5Y 6/3 Light Yellowish Brown	Silt	-	Charcoal	C
60-80	2.5Y 6/6 Olive Yellow	Silt	Manganese	Roots	E
80-100	2.5Y 6/8 Olive Yellow	Silty clay	-	-	E
100-120	2.5Y 6/8 Olive Yellow	Silty clay	-	Roots	E
120-140	2.5Y 6/8 Olive Yellow	Silt	-	Roots	E
140-160	2.5Y 6/8 Olive Yellow	Silt	-	Roots,charcoal	E
160-180	2.5Y 5/6 Olive Yellow Brown	Silt	-	Kankar	N
180-200	2.5Y 6/4 Light Yellowish Brown	Silt	-	Kankar	N
200-220	2.5Y 5/6 Light Olive Brown	Silt	-	Kankar	N
220-240	2.5Y 5/6 Light Olive Brown	Silt	-	-	N
240-260	2.5Y 5/6 Light Olive Brown	Silt	-	-	N
260-280	2.5Y 5/4 Light Olive Brown	Snady silt	-	-	N
280-300	2.5Y 4/3 Olive Brown	Sand	-	-	N

LMB13 Auger 04 (10m north of LNW northwest corner)

Depth	Colour	Sediments	Inclusions	Notes	Fill
0-20	2.5Y 5/3 Light Olive Brown	Clay	Pottery	Roots	C
20-40	2.5Y 5/3 Light Olive Brown	Clay	-	Roots	C
40-60	2.5Y 5/6 Light Olive Brown	Clay	-	-	C
60-80	2.5Y 6/6 Olive Yellow	Silt	-	-	E
80-100	2.5Y 6/8 Olive Yellow	Silt	Manganese	-	E
100-120	2.5Y 6/6 Olive Yellow	Silty clay	-	-	E
120-140	2.5Y 5/6 Light Olive Brown	Silt	-	-	N
140-160	2.5Y 5/6 Light Olive Brown	Silt	-	Kankar	N
160-180	2.5Y 5/6 Light Olive Brown	Silt	-	Kankar	N
180-200	2.5Y 6/3 Light Yellowish Brown	Silt	-	-	N
200-220	2.5Y 6/3 Light Yellowish Brown	Silt	-	Kankar	N
220-240	2.5Y 5/4 Light Olive Brown	Silt	-	-	N
240-260	2.5Y 6/2 Light Brownish Grey	Silt	-	-	N
260-280	2.5Y 5/6 Light Olive Brown	Sandy silt	-	-	N
280-300	2.5Y 4/3 Olive Brown	Sandy clay	-	-	N

LMB13 Auger 05 (15m north of LNW northwest corner)

Depth	Colour	Sediments	Inclusions	Notes	Fill
0-20	2.5Y 4/4 Olive Brown	Silt	Brick	Roots	E
20-40	2.5Y 4/3 Olive Brown	Silt	Pottery	-	E
40-60	2.5Y 4/3 Olive Brown	clay	Manganese,Brick	-	E
60-80	2.5Y 4/3 Olive Brown	clay	Manganese	-	E
80-100	2.5Y 4/2 Dark Greyish Brown	clay	Brick	Roots	B?
100-120	2.5Y 4/3 Olive Brown	clay	Manganese,Brick	Roots	E
120-140	2.5Y 4/3 Olive Brown	clay	Brick	Roots, Kankar	E
140-160	2.5Y 6/6 Olive Yellow	Silt	-	Kankar	N
160-180	2.5Y 5/6 Light Olive Brown	Silt	-	Kankar	N
180-200	2.5Y 6/4 Light Yellowish Brown	Silt	-	Kankar	N
200-220	2.5Y 5/4 Light Olive Brown	Silty clay	-	-	N
220-240	2.5Y 5/4 Light Olive Brown	Silt	-	Kankar	N
240-260	2.5Y 5/4 Light Olive Brown	Silt	Manganese	-	N
260-280	2.5Y 5/4 Light Olive Brown	Silt	-	-	N
280-300	2.5Y 4/3 Olive Brown	Sand	-	-	N

LMB13 Auger 06 (20m north of LNW northwest corner)

Depth	Colour	Sediments	Inclusions	Notes	Fill
0-20	2.5Y 5/4 Light Olive Brown	Silt	-	-	C
20-40	2.5Y 4/3 Olive Brown	Silt	Pottery	-	E
40-60	2.5Y 4/3 Olive Brown	Silt	Pottery	Roots	E
60-80	2.5Y 5/6 Light Olive Brown	Silt	Pottery	Roots	E
80-100	2.5Y 6/8 Olive Yellow	Silt	-	-	E/N
100-120	2.5Y 6/8 Olive Yellow	Silt	-	-	E/N
120-140	2.5Y 6/8 Olive Yellow	Silt	-	-	E/N
140-160	2.5Y 6/8 Olive Yellow	Silt	Manganese	-	E/N
160-180	2.5Y 6/6 Olive Yellow	Silt	-	Kankar	N
180-200	2.5Y 6/6 Olive Yellow	Silt	-	Kankar	N
200-220	2.5Y 6/6 Olive Yellow	Silt	-	Kankar	N
220-240	2.5Y 6/6 Olive Yellow	Silt	-	Kankar	N
240-260	2.5Y 6/4 Light Yellowish Brown	Silt	-	Kankar	N
260-280	2.5Y 6/4 Light Yellowish Brown	Silt	-	Roots	N
280-300	2.5Y 6/3 Light Yellowish Brown	Silt	-	-	N

LMB13 Auger 07 (25m north of LNW northwest corner)

Depth	Colour	Sediments	Inclusions	Notes	Fill
0-20	2.5Y 5/4 Light Olive Brown	Silt	Brick	-	C
20-40	2.5Y 5/3 Light Olive Brown	Silt	Pottery, Brick	Roots	C
40-60	2.5Y 5/6 Light Olive Brown	Silt	Manganese	-	C
60-80	2.5Y 6/6 Olive Yellow	Silt	Manganese	Roots	E
80-100	2.5Y 6/8 Olive Yellow	Silt	-	-	E
100-120	2.5Y 6/8 Olive Yellow	Silt	Manganese	-	E
120-140	2.5Y 6/8 Olive Yellow	Silt	Manganese	-	E
140-160	2.5Y 6/6 Olive Yellow	Silt	-	Kankar	E
160-180	2.5Y 6/6 Olive Yellow	Silt	-	Kankar	E
180-200	2.5Y 5/4 Light Olive Brown	Sandy silt	-	Kankar	N
200-220	2.5Y 5/4 Light Olive Brown	Sandy silt	-	Kankar	N
220-240	2.5Y 5/4 Light Olive Brown	Sandy silt	-	-	N
240-260	2.5Y 5/2 Greyish Brown	Silt	-	-	N
260-280	2.5Y 5/3 Light Olive Brown	Sand	-	-	N
280-300	2.5Y 5/3 Light Olive Brown	Sand	-	-	N

LMB13 Auger 08 (5m West of LNW northwest corner)

Depth	Colour	Sediments	Inclusions	Notes	Fill
0-20	2.5Y 4/4 Olive Brown	Sandy silt	Brick	-	C
20-40	2.5Y 5/4 Light Olive Brown	Silt	Pottery, Brick	Roots	C
40-60	2.5Y 5/6 Light Olive Brown	Silt	Pottery	-	C
60-80	2.5Y 6/6 Olive Yellow	Silt	-	Roots	E
80-100	2.5Y 6/8 Olive Yellow	Silt	-	Roots	E
100-120	2.5Y 6/8 Olive Yellow	Silt	-	Roots	E
120-140	2.5Y 5/6 Light Olive Brown	Silty clay	-	-	N
140-160	2.5Y 5/6 Light Olive Brown	silt	-	Kankar	N
160-180	2.5Y 5/6 Light Olive Brown	Silt	-	Kankar	N
180-200	2.5Y 5/6 Light Olive Brown	Silt	-	Kankar	N
200-220	2.5Y 5/6 Light Olive Brown	Silty clay	-	-	N
220-240	2.5Y 6/4 Light Yellowish Brown	Silt	-	Kankar	N
240-260	2.5Y 5/4 Light Olive Brown	Sandy silt	-	-	N
260-280	2.5Y 5/6 Light Olive Brown	Sand	-	-	N
280-300	2.5Y 5/3 Light Olive Brown	Sand	-	-	N

LMB13 Auger 09 (10m west of LNW northwest corner)

Depth	Colour	Sediments	Inclusions	Notes	Fill
0-20	2.5Y 5/6 Light Olive Brown	Silt	-	-	E
20-40	2.5Y 5/6 Light Olive Brown	Silt	-	-	E
40-60	2.5Y 5/4 Light Olive Brown	Silt	Pottery	Roots	E
60-80	2.5Y 5/6 Light Olive Brown	Silt	Manganese	Roots	E
80-100	2.5Y 5/6 Light Olive Brown	Silty clay	-	-	E
100-120	2.5Y 6/6 Olive Yellow	Silty clay	-	-	E
120-140	2.5Y 6/6 Olive Yellow	Silt	-	kankar	E
140-160	2.5Y 5/4 Light Olive Brown	Sandy silt	-	kankar	N
160-180	2.5Y 5/4 Light Olive Brown	Sandy silt	-	kankar	N
180-200	2.5Y 5/4 Light Olive Brown	Sandy silt	-	kankar	N
200-220	2.5Y 5/6 Light Olive Brown	Sandy silt	-	-	N
220-240	2.5Y 5/4 Light Olive Brown	Silt	-	-	N
240-260	2.5Y 5/4 Light Olive Brown	sandy clay	-	-	N
260-280	2.5Y 4/4 Olive Brown	sandy clay	-	-	N
280-300	2.5Y 4/4 Olive Brown	Sand	-	-	N

LMB13 Auger 10 (15m west of LNW northwest corner)

Depth	Colour	Sediments	Inclusions	Notes	Fill
0-20	2.5Y 7/4 Pale Yellow	Silt	-	Kankar	D
20-40	2.5Y 6/4 Light Yellowish Brown	Silt	-	Kankar	D

40-60	2.5Y 6/4 Light Yellowish Brown	Silt	-	Kankar	D
60-80	2.5Y 6/3 Light Yellowish Brown	Silt	Pottery	Roots	D
80-100	2.5Y 6/3 Light Yellowish Brown	Silt	Pottery Brick	-	D
100-120	2.5Y 6/4 Light Yellowish Brown	Silt	Pottery	-	D
120-140	2.5Y 6/6 Olive Yellow	Silty clay	Manganese	Roots	E
140-160	2.5Y 6/6 Olive Yellow	Silty clay	-	Kankar	E
160-180	2.5Y 6/6 Olive Yellow	Silty clay	-	Kankar	E
180-200	2.5Y 5/6 Light Olive Brown	Silt	-	Kankar	N
200-220	2.5Y 5/6 Light Olive Brown	Silty clay	-	Kankar	N
220-240	2.5Y 6/4 Light Yellowish Brown	Silty clay	-	Kankar	N
240-260	2.5Y 5/4 Light Olive Brown	Silty clay	-	-	N
260-280	2.5Y 5/4 Light Olive Brown	Silty clay	-	-	N
280-300	2.5Y 5/4 Light Olive Brown	Sandy silt	-	-	N

LMB13 Auger 11 (20m west of LNW northwest corner)

Depth	Colour	Sediments	Inclusions	Notes	Fill
0-20	2.5Y 5/4 Light Olive Brown	Silt	Brick	Kankar	E
20-40	2.5Y 5/4 Light Olive Brown	Silt	Pottery	Roots	E
40-60	2.5Y 5/3 Light Olive Brown	Silt	Pottery	Roots	E
60-80	2.5Y 5/4 Light Olive Brown	Silt	Pottery	-	E
80-100	2.5Y 5/6 Light Olive Brown	Silt	Pottery	-	E
100-120	2.5Y 6/8 Olive Yellow	Silt	-	Roots	E
120-140	2.5Y 6/8 Olive Yellow	Silt	Manganese	-	E
140-160	2.5Y 5/6 Light Olive Brown	Silty clay	-	-	N
160-180	2.5Y 5/6 Light Olive Brown	Silty clay	-	Kankar	N
180-200	2.5Y 5/6 Light Olive Brown	Silty clay	-	Kankar	N
200-220	2.5Y 5/6 Light Olive Brown	Silty clay	-	Kankar	N
220-240	2.5Y 5/6 Light Olive Brown	Silty clay	-	Kankar	N
240-260	2.5Y 5/4 Light Olive Brown	Silty clay	-	Kankar	N
260-280	2.5Y 5/4 Light Olive Brown	Silty clay	-	-	N
280-300	2.5Y 5/4 Light Olive Brown	Silty clay	-	-	N

LMB13 Auger 12 (0m north of LNW northwest corner)?

Depth	Colour	Sediments	Inclusions	Notes	Fill
0-20	2.5Y 5/3 Light Olive Brown	Silt	Brick	-	C
20-40	2.5Y 5/3 Light Olive Brown	Silt	Pottery	Roots	C
40-60	2.5Y 5/4 Light Olive Brown	Silt	Pottery	-	C
60-80	2.5Y 5/6 Light Olive Brown	Silt	Manganese	-	C
80-100	2.5Y 6/8 Olive Yellow	Silt	Manganese	-	E
100-120	2.5Y 6/8 Olive Yellow	Silty clay	-	kankar, Roots	E
120-140	2.5Y 6/8 Olive Yellow	Silty clay	-	Kankar	E
140-160	2.5Y 6/4 Light Yellowish Brown	Silty clay	-	Kankar	N
160-180	2.5Y 6/4 Light Yellowish Brown	Silty clay	-	Kankar	N
180-200	2.5Y 5/6 Light Olive Brown	Silty clay	-	Kankar	N
200-220	2.5Y 5/4 Light Olive Brown	Silt	-	Kankar	N
220-240	2.5Y 5/4 Light Olive Brown	Silty clay	-	-	N
240-260	2.5Y 6/3 Light Yellowish Brown	Silty clay	-	kankar	N
260-280	2.5Y 5/3 Light Olive Brown	Sandy silt	-	-	N
280-300	2.5Y 5/4 Light Olive Brown	Sand	-	-	N

LMB13 Auger 13 (2.5m north east of LNW northeast corner)

Depth	Colour	Sediments	Inclusions	Notes	Fill
0-20	2.5Y 5/3 Light Olive Brown	Silt	-	Roots	C
20-40	2.5Y 5/3 Light Olive Brown	Silt	Pottery	-	C
40-60	2.5Y 5/3 Light Olive Brown	Silt	Manganese	-	C
60-80	2.5Y 5/6 Light Olive Brown	Silt	Manganese	-	C
80-100	2.5Y 6/6 Olive Yellow	Silt	Pottery	Roots	E
100-120	2.5Y 6/6 Olive Yellow	Silt	Manganese	Roots	E

120-140	2.5Y 5/4 Light Olive Brown	Silt	-	-	N
140-160	2.5Y 5/4 Light Olive Brown	Silt	-	Kankar	N
160-180	2.5Y 5/4 Light Olive Brown	Silt	-	Kankar	N
180-200	2.5Y 4/4 Olive Brown	Silt	-	Kankar	N
200-220	2.5Y 4/4 Olive Brown	Silty clay	-	-	N
220-240	2.5Y 4/4 Olive Brown	Silty clay	-	-	N
240-260	2.5Y 5/3 Light Olive Brown	Silt	-	-	N
260-280	2.5Y 4/3 Olive Brown	Silty clay	-	-	N
280-300	2.5Y 4/3 Olive Brown	Silt	-	-	N
300-320	2.5Y 5/4 Light Olive Brown	Silty clay	-	-	N

LMB13 Auger 14 (5m north east of LNW northeast corner)

Depth	Colour	Sediments	Inclusions	Notes	Fill
0-20	2.5Y 5/4 Light Olive Brown	Silt	Pottery	-	C
20-40	2.5Y 5/4 Light Olive Brown	Silt	Pottery	Roots	C
40-60	2.5Y 5/6 Light Olive Brown	Silt	Manganese	-	C
60-80	2.5Y 6/6 Olive Yellow	Silt	Manganese	-	E
80-100	2.5Y 6/6 Olive Yellow	Silt	Manganese	Roots	E
100-120	2.5Y 6/6 Olive Yellow	Silt	Manganese	Roots	E
120-140	2.5Y 6/8 Olive Yellow	Silt	Manganese	-	E
140-160	2.5Y 6/8 Olive Yellow	Silt	-	Kankar	E
160-180	2.5Y 5/6 Light Olive Brown	Silt	-	Kankar	N
180-200	2.5Y 5/6 Light Olive Brown	Silt	-	Kankar	N
200-220	2.5Y 5/6 Light Olive Brown	Silt	-	Kankar	N
220-240	2.5Y 5/6 Light Olive Brown	Silty clay	-	-	N
240-260	2.5Y 5/4 Light Olive Brown	Sandy Silty clay	-	-	N
260-280	2.5Y 5/4 Light Olive Brown	Sandy silt	-	-	N
280-300	2.5Y 5/4 Light Olive Brown	Sand	-	-	N

LMB13 Auger 15 (10m north east of LNW northeast corner)

Depth	Colour	Sediments	Inclusions	Notes	Fill
0-20	2.5Y 4/3 Olive Brown	Silt	-	-	C
20-40	2.5Y 4/3 Olive Brown	Silt	Pottery	-	C
40-60	2.5Y 4/3 Olive Brown	Silt	Pottery, Brick	-	C
60-80	2.5Y 6/8 Olive Yellow	Silty clay	Manganese	-	E
80-100	2.5Y 6/8 Olive Yellow	Silty clay	-	Roots	E
100-120	2.5Y 6/8 Olive Yellow	Silty clay	-	-	E
120-140	2.5Y 6/6 Olive Yellow	Silty clay	-	Roots	E
140-160	2.5Y 6/6 Olive Yellow	Silty clay	-	Kankar, Roots	E
160-180	2.5Y 6/6 Olive Yellow	Silty clay	-	-	E
180-200	2.5Y 5/4 Light Olive Brown	Silty clay	-	Kankar	N
200-220	2.5Y 5/4 Light Olive Brown	Silty clay	-	Kankar	N
220-240	2.5Y 5/4 Light Olive Brown	Silt	-	-	N
240-260	2.5Y 5/4 Light Olive Brown	Silty clay	-	-	N
260-280	2.5Y 5/4 Light Olive Brown	Sandy Silty clay	-	-	N
280-300	2.5Y 5/4 Light Olive Brown	Sand	-	-	N

LMB13 Auger 16 (15m north east of LNW northeast corner)

Depth	Colour	Sediments	Inclusions	Notes	Fill
0-20	2.5Y 4/3 Olive Brown	Silt	-	-	C
20-40	2.5Y 4/3 Olive Brown	Silt	Pottery, Brick	-	C
40-60	2.5Y 4/3 Olive Brown	Silt	Brick	-	C
60-80	2.5Y 6/8 Olive Yellow	Silt	Manganese	-	E
80-100	2.5Y 6/8 Olive Yellow	Silty clay	-	Roots	E
100-120	2.5Y 6/8 Olive Yellow	Silty clay	Manganese	-	E
120-140	2.5Y 6/6 Olive Yellow	Silty clay	Manganese	-	E
140-160	2.5Y 6/6 Olive Yellow	Silty clay	-	Kankar	E
160-180	2.5Y 6/4 Light Yellowish Brown	Silt	-	Kankar	N

180-200	2.5Y 5/4 Light Olive Brown	Silt	-	Kankar	N
200-220	2.5Y 6/6 Olive Yellow	Silt	-	Kankar	N
220-240	2.5Y 6/6 Olive Yellow	Sandy clay	-	-	N
240-260	2.5Y 6/6 Olive Yellow	Sandy clay	-	-	N
260-280	2.5Y 6/4 Light Yellowish Brown	Sandy Silty clay	-	-	N
280-300	2.5Y 6/6 Olive Yellow	Sand	-	-	N

LMB13 Auger 17 (20m north east of LNW northeast corner)

Depth	Colour	Sediments	Inclusions	Notes	Fill
0-20	2.5Y 4/3 Olive Brown	Silt	Brick	Roots	C
20-40	2.5Y 5/3 Light Olive Brown	Silt	Pottery	Roots	E
40-60	2.5Y 6/4 Light Yellowish Brown	Silt	Manganese	-	E
60-80	2.5Y 6/4 Light Yellowish Brown	Silt	Manganese	-	E
80-100	2.5Y 6/6 Olive Yellow	Silt	Manganese	-	E
100-120	2.5Y 6/6 Olive Yellow	Silt	-	Roots	E
120-140	2.5Y 6/6 Olive Yellow	Silt	Manganese	Kankar	E
140-160	2.5Y 6/6 Olive Yellow	Silt	-	-	E
160-180	2.5Y 6/6 Olive Yellow	Silt	-	-	E
180-200	2.5Y 5/4 Light Olive Brown	Silt	-	-	N
200-220	2.5Y 5/6 Light Olive Brown	Silty clay	-	-	N
220-240	2.5Y 5/6 Light Olive Brown	Silt	-	-	N
240-260	2.5Y 5/4 Light Olive Brown	Sandy silt	-	-	N
260-280	2.5Y 6/4 Light Yellowish Brown	Sandy silt	-	-	N
280-300	2.5Y 6/4 Light Yellowish Brown	Sandy silt	-	-	N

LMB13 Auger 18 (30m north east of LNW northeast corner)

Depth	Colour	Sediments	Inclusions	Notes	Fill
0-20	2.5Y 4/3 Olive Brown	Silt	Brick	Roots	C
20-40	2.5Y 4/3 Olive Brown	Silt	Pottery	Roots	C
40-60	2.5Y 5/4 Light Olive Brown	Silt	-	Roots	E
60-80	2.5Y 5/6 Light Olive Brown	Silt	Manganese	-	E
80-100	2.5Y 5/6 Light Olive Brown	Silt	Manganese	-	E
100-120	2.5Y 5/6 Light Olive Brown	Silt	-	Roots	E
120-140	10YR 5/6 Yellowish Brown	Silt	-	-	N
140-160	10YR 5/6 Yellowish Brown	Silt	Manganese	-	N
160-180	10YR 5/6 Yellowish Brown	Silt	Manganese	Kankar	N
180-200	2.5Y 6/4 Light Yellowish Brown	Sandy silt	-	-	N
200-220	2.5Y 6/4 Light Yellowish Brown	Sandy silt	-	-	N
220-240	2.5Y 6/4 Light Yellowish Brown	Sand	-	-	N
240-260	2.5Y 6/4 Light Yellowish Brown	Sand	-	-	N
260-280	2.5Y 6/4 Light Yellowish Brown	Sand	-	-	N
280-300	2.5Y 6/4 Light Yellowish Brown	Sand	-	-	N

LMB13 Auger 19 (40m north east of LNW northeast corner)

Depth	Colour	Sediments	Inclusions	Notes	Fill
0-20	2.5Y 4/3 Olive Brown	Silt	Brick	-	C
20-40	10YR 5/3 Brown	Silt	Brick, Pottery	-	C
40-60	10YR 5/4 Yellowish Brown	Silt	Manganese	-	E
60-80	2.5Y 5/4 Light Olive Brown	Silt	Manganese	-	E
80-100	2.5Y 5/4 Light Olive Brown	Silt	Manganese	Kankar	E
100-120	2.5Y 5/4 Light Olive Brown	Sandy silt	Manganese	-	E
120-140	2.5Y 5/4 Light Olive Brown	Sandy silt	-	-	E
140-160	2.5Y 6/4 Light Yellowish Brown	Sandy silt	Manganese	-	N
160-180	2.5Y 6/4 Light Yellowish Brown	Sand	-	-	N
180-200	2.5Y 6/4 Light Yellowish Brown	Sand	-	-	N
200-220	2.5Y 6/4 Light Yellowish Brown	Sand	-	-	N
220-240	2.5Y 6/4 Light Yellowish Brown	Sand	-	-	N

240-260	2.5Y 6/4 Light Yellowish Brown	Sand	-	-	N
260-280	2.5Y 6/4 Light Yellowish Brown	Sand	-	-	N
280-300	2.5Y 6/4 Light Yellowish Brown	Sandy silt	-	-	N

LMB13 Auger 20 (50m north east of LNW northeast corner)

Depth	Colour	Sediments	Inclusions	Notes	Fill
0-20	10YR 5/4 Yellowish Brown	Silt	-	Roots	D
20-40	10YR 5/4 Yellowish Brown	Silt	Pottery	-	D
40-60	10YR 5/6 Yellowish Brown	Silt	-	-	D
60-80	10YR 5/6 Yellowish Brown	Silt	Manganese	-	D
80-100	10YR 4/6 Dark Yellowish Brown	Sandy silt	Manganese	-	D
100-120	10YR 4/6 Dark Yellowish Brown	Sandy silt	Manganese	-	D
120-140	10YR 5/6 Yellowish Brown	Sandy silt	Manganese	-	D
140-160	10YR 5/6 Yellowish Brown	Sandy silt	-	-	D
160-180	10YR 5/6 Yellowish Brown	Sand	-	-	D
180-200	10YR 5/6 Yellowish Brown	Sand	-	-	D
200-220	2.5Y 6/4 Light Yellowish Brown	Sand	-	Kankar	N
220-240	2.5Y 6/4 Light Yellowish Brown	Sand	-	Kankar	N
240-260	2.5Y 6/4 Light Yellowish Brown	Sand	-	-	N
260-280	2.5Y 6/4 Light Yellowish Brown	Sandy clay	-	-	N
280-300	2.5Y 6/4 Light Yellowish Brown	-	-	-	N

LMB13 Auger 21 (60m north east of LNW northeast corner)

Depth	Colour	Sediments	Inclusions	Notes	Fill
0-20	10YR 5/4 Yellowish Brown	Silt	-	-	D
20-40	10YR 4/4 Dark Yellowish Brown	Silt	Brick, Pottery	Roots	D
40-60	10YR 4/4 Dark Yellowish Brown	Silt	Brick, Pottery, Manganese	-	D
60-80	10YR 6/4 Light Yellowish Brown	Sandy silt	Manganese	-	D
80-100	10YR 6/4 Light Yellowish Brown	Sandy silt	Manganese	-	D
100-120	10YR 5/4 Yellowish Brown	Sandy silt	-	-	D
120-140	10YR 5/6 Yellowish Brown	Sandy silt	-	-	D
140-160	10YR 6/6 Brownish yellow	Sandy silt	-	-	D
160-180	10YR 6/6 Brownish yellow	Sand	-	-	D
180-200	10YR 5/8 Yellowish Brown	Sand	-	-	D
200-220	10YR 5/8 Yellowish Brown	Sand	-	Roots	D
220-240	2.5Y 6/4 Light Yellowish Brown	Sand	-	Kankar	N
240-260	2.5Y 6/4 Light Yellowish Brown	Sand	-	-	N
260-280	2.5Y 6/4 Light Yellowish Brown	Sand	-	-	N
280-300	2.5Y 6/4 Light Yellowish Brown	Sand	-	-	N

LMB13 Auger 22 (70m north east of LNW northeast corner)

Depth	Colour	Sediments	Inclusions	Notes	Fill
0-20	10YR 4/3 Brown	Silt	Pottery, Brick	-	A
20-40	10YR 4/3 Brown	Silt	Pottery	-	A
40-60	10YR 4/2 Dark Greyish Brown	Silt	Pottery, Brick	-	A
60-80	10YR 4/2 Dark Greyish Brown	Silt	Brick	-	A
80-100	10YR 4/3 Brown	Silt	Pottery	-	A
100-120	10YR 4/3 Brown	Sandy silt	-	-	A
120-140	10YR 5/4 Yellowish Brown	Sand	-	-	D
140-160	10YR 6/6 Brownish yellow	Sand	-	-	D
160-180	10YR 6/4 Light Yellowish Brown	Sand	-	-	N
180-200	10YR 6/4 Light Yellowish Brown	Sand	Manganese	-	N
200-220	10YR 4/3 Brown	Sand	-	-	N
220-240	2.5Y 4/4 Olive Brown	Sand	-	-	N
240-260	2.5Y 5/4 Light Olive Brown	Sand	-	-	N

LMB13 Auger 23 (80m north east of LNW northeast corner)

Depth	Colour	Sediments	Inclusions	Notes	Fill
0-20	10YR 4/3 Brown	Silt	Pottery	Roots	A
20-40	10YR 4/3 Brown	Silt	Pottery	Roots	A
40-60	10YR 4/3 Brown	Silt	Pottery	Roots	A
60-80	10YR 4/3 Brown	Silt	Brick, Pottery	-	A
80-100	10YR 4/3 Brown	Sandy silt	Brick	-	A
100-120	10YR 5/3 Brown	Silt	Pottery	-	A
120-140	10YR 4/3 Brown	Silt	Brick	-	A
140-160	10YR 3/1 Very Dark Grey	Silt	Brick	-	A
160-180	10YR 4/1 Dark Grey	Sandy silt	-	-	A
180-200	10YR 6/2 Light Brownish Grey	Sand	-	-	A
200-220	10YR 5/2 Greyish Brown	Sandy silt	-	-	A
220-240	10YR 3/2 Very Dark Greyish Brown	Sandy silt	-	-	A
240-260	10YR 5/2 Greyish Brown	Sand	-	-	A
260-280	2.5Y 5/4 Light Olive Brown	Sand	-	-	N
280-300	2.5Y 5/4 Light Olive Brown	Sand	-	-	N

LMB13 Auger 24 (85m north east of LNW northeast corner)

Depth	Colour	Sediments	Inclusions	Notes	Fill
0-20	10YR 3/2 Very Dark Greyish Brown	Silty clay	Brick	-	A
20-40	10YR 3/2 Very Dark Greyish Brown	Silt	Brick	-	A
40-60	10YR 4/4 Dark Yellowish Brown	Silt	Brick	Roots	A
60-80	10YR 4/4 Dark Yellowish Brown	Silty clay	Pottery	-	A
80-100	10YR 5/3 Brown	Silt	Pottery	Roots	A
100-120	10YR 3/2 Very Dark Greyish Brown	Clay	-	-	A
120-140	10YR 4/2 Dark Greyish Brown	Silty clay	Pottery	-	A
140-160	10YR 3/1 Very Dark Grey	Clay	Pottery	-	A
160-180	10YR 5/2 Greyish Brown	Silty clay	Pottery, Manganese	-	A
180-200	10YR 4/2 Dark Greyish Brown	Silty clay	Brick, pottery	-	A
200-220	10YR 3/2 Very Dark Greyish Brown	Silty clay	Pottery	-	A
220-240	10YR 4/2 Dark Greyish Brown	Sandy silt	-	Kankar	A
240-260	10YR 3/2 Very Dark Greyish Brown	Sandy silt	-	-	A
260-280	10YR 3/2 Very Dark Greyish Brown	Sandy silty clay	-	-	A
280-300	10YR 4/1 Dark Grey	Sandy clay	-	-	A

LMB13 Auger 25 (2.5m south of LNW south west corner)

Depth	Colour	Sediments	Inclusions	Notes	Fill
0-20	2.5Y 5/3 Light Olive Brown	Silt	-	-	C
20-40	2.5Y 5/4 Light Olive Brown	Silt	Pottery	-	C
40-60	2.5Y 5/6 Light Olive Brown	Silt	Pottery	-	C
60-80	2.5Y 5/6 Light Olive Brown	Silt	Pottery	-	C
80-100	2.5Y 5/6 Light Olive Brown	Silt	Pottery	Kankar	C
100-120	2.5Y 4/4 Olive Brown	Silt	-	Kankar	E
120-140	2.5Y 5/6 Light Olive Brown	Sandy silt	-	Kankar	N
140-160	2.5Y 5/6 Light Olive Brown	Sand	-	-	N
160-180	2.5Y 5/6 Light Olive Brown	Sand	-	-	N
180-200	2.5Y 5/4 Light Olive Brown	Sandy silt	-	Kankar	N
200-220	2.5Y 5/4 Light Olive Brown	Sandy silt	-	Kankar	N
220-240	2.5Y 4/4 Olive Brown	Sandy clay	-	-	N
240-260	2.5Y 4/4 Olive Brown	Sandy clay	-	Kankar	N
260-280	2.5Y 4/4 Olive Brown	Sandy clay	-	-	N
280-300	2.5Y 4/4 Olive Brown	Sandy clay	-	-	N

LMB13 Auger 26 (5m south of LNW south west corner)

Depth	Colour	Sediments	Inclusions	Notes	Fill
0-20	2.5Y 5/3 Light Olive Brown	Silt	-	-	C
20-40	2.5Y 5/4 Light Olive Brown	Silt	-	Roots	C

40-60	2.5Y 5/6 Light Olive Brown	Silt	-	-	C
60-80	2.5Y 6/8 Olive Yellow	Silt	Manganese	-	E
80-100	2.5Y 6/8 Olive Yellow	Silt	Manganese	Kankar	E
100-120	2.5Y 6/8 Olive Yellow	Silt	Manganese	Kankar	E
120-140	2.5Y 5/6 Light Olive Brown	Silt	-	Kankar	N
140-160	2.5Y 6/6 Olive Yellow	Silt	-	Kankar	N
160-180	2.5Y 5/6 Light Olive Brown	Silt	-	-	N
180-200	2.5Y 5/4 Light Olive Brown	Silt	-	Kankar	N
200-220	2.5Y 5/4 Light Olive Brown	Silt	-	-	N
220-240	2.5Y 5/4 Light Olive Brown	Sandy silt	-	Kankar	N
240-260	2.5Y 5/4 Light Olive Brown	Sand	-	-	N
260-280	2.5Y 4/3 Olive Brown	Sand	-	-	N

LMB13 Auger 27 (20m south of LNW south west corner)

Depth	Colour	Sediments	Inclusions	Notes	Fill
0-20	2.5Y 6/3 Light Yellowish Brown	Silt	-	-	D
20-40	2.5Y 5/6 Light Olive Brown	Silt	-	-	N
40-60	2.5Y 5/3 Light Olive Brown	Silt	-	-	N
60-80	2.5Y 6/3 Light Yellowish Brown	Silt	Manganese	-	N
80-100	2.5Y 5/6 Light Olive Brown	Silt	-	-	N
100-120	10YR 5/8 Yellowish Brown	Sandy silt	-	-	N

LMB13 Auger A (LHP)

Depth	Colour	Sediments	Inclusions	Notes	Fill
0-20	10YR 5/4 Yellowish Brown	Silt	-	Roots	D
20-40	10YR 4/4 Dark Yellowish Brown	Silt	Brick, Pottery	Roots	D
40-60	10YR 5/3 Brown	Silt	Brick	-	D
60-80	10YR 5/3 Brown	Silt	Brick, Pottery	Charcoal	D
80-100	10YR 5/3 Brown	Silt	Brick, Pottery	-	D
100-120	2.5Y 5/4 Light Olive Brown	Silt	-	Kankar	N
120-140	2.5Y 6/4 Light Yellowish Brown	Silt	-	Kankar	N
140-160	2.5Y 6/6 Olive Yellow	Silt	Manganese	Kankar	N
160-180	2.5Y 6/6 Olive Yellow	Silt	Manganese	Kankar	N
180-200	2.5Y 6/6 Olive Yellow	Silt	-	Kankar	N

LMB13 Auger B (LHP)

Depth	Colour	Sediments	Inclusions	Notes	Fill
0-20	2.5Y 4/4 Olive Brown	Silt	Brick	Roots	B
20-40	2.5Y 4/4 Olive Brown	Silt	Brick, Pottery	Roots	B
40-60	2.5Y 5/4 Light Olive Brown	Silt	Brick	-	E
60-80	2.5Y 5/4 Light Olive Brown	Silt	Brick, Pottery	-	E
80-100	2.5Y 5/3 Light Olive Brown	Silt	-	-	E
100-120	2.5Y 5/3 Light Olive Brown	Silt	Pottery	-	E
120-140	2.5Y 6/6 Olive Yellow	Silt	-	-	E
140-160	2.5Y 6/6 Olive Yellow	Silt	-	-	E
160-180	2.5Y 6/6 Olive Yellow	Sandy silt	-	-	E
180-200	2.5Y 6/6 Olive Yellow	Sandy silt	-	-	E
200-220	2.5Y 6/6 Olive Yellow	Sandy silt	-	-	E
220-240	2.5Y 6/6 Olive Yellow	Silty clay	-	-	E

LMB13 Auger C (LHP)

Depth	Colour	Sediments	Inclusions	Notes	Fill
0-20	10YR 4/4 Dark Yellowish Brown	Silt	Brick	-	D
20-40	10YR 4/4 Dark Yellowish Brown	Silt	Brick, Pottery	-	D
40-60	10YR 4/3 Brown	Silt	Brick, Pottery	-	D
60-80	10YR 4/3 Brown	Silt	Brick, Pottery	-	D

80-100	10YR 4/3 Brown	Silt	Brick, Pottery	-	D
100-120	10YR 5/2 Greyish Brown	Sandy silt	Brick, Pottery	-	D
120-140	10YR 6/4 Light Yellowish Brown	Silt	Manganese	-	E
140-160	10YR 6/4 Light Yellowish Brown	Silt	Manganese	-	E
160-180	10YR 5/6 Yellowish Brown	Silt	Manganese	-	E
180-200	10YR 5/6 Yellowish Brown	Silt	-	-	E

LMB13 Auger D (LHP)

Depth	Colour	Sediments	Inclusions	Notes	Fill
0-20	7.5YR 4/6 Strong Brown	Silt	Brick	Roots	B
20-40	10YR 5/6 Yellowish Brown	Silt	Brick, Pottery	-	D
40-60	10YR 4/4 Dark Yellowish Brown	Silt	Brick, Pottery	-	D
60-80	10YR 5/3 Brown	Silt	Brick, Pottery	-	D
80-100	10YR 5/3 Brown	Sandy silt	Pottery	-	D
100-120	2.5Y 5/6 Light Olive Brown	Silt	-	-	E
120-140	2.5Y 5/6 Light Olive Brown	Silt	Manganese	-	E
140-160	2.5Y 6/4 Light Yellowish Brown	Silt	Manganese	-	E
160-180	2.5Y 6/4 Light Yellowish Brown	Silt	Manganese	-	E
180-200	2.5Y 6/4 Light Yellowish Brown	Silt	-	Kankar	E

LMB13 Auger E (LHP)

Depth	Colour	Sediments	Inclusions	Notes	Fill
0-20	2.5Y 4/4 Olive Brown	Silt	Brick, Pottery	-	D
20-40	2.5Y 4/4 Olive Brown	Silt	Pottery	-	D
40-60	2.5Y 4/4 Olive Brown	Silt	Brick, Pottery	-	D
60-80	2.5Y 4/4 Olive Brown	Silt	Brick, Pottery	-	D
80-100	2.5Y 5/4 Light Olive Brown	Silt	Manganese	-	D
100-120	10YR 5/6 Yellowish Brown	Silt	Manganese	-	E
120-140	10YR 5/6 Yellowish Brown	Silty clay	-	-	E
140-160	2.5Y 6/4 Light Yellowish Brown	Silt	Manganese	-	E
160-180	2.5Y 6/4 Light Yellowish Brown	Silt	-	Kankar	E
180-200	2.5Y 6/4 Light Yellowish Brown	Silt	-	Kankar	E

LMB13 Auger F (LHP)

Depth	Colour	Sediments	Inclusions	Notes	Fill
0-20	10YR 4/3 Brown	Silt	Brick, Pottery	-	B
20-40	10YR 4/4 Dark Yellowish Brown	Silt	Brick, Pottery	-	B
40-60	10YR 4/3 Brown	Silt	Brick, Pottery	-	B
60-80	2.5Y 4/4 Olive Brown	Silt	Brick, Pottery	Roots	B
80-100	2.5Y 4/4 Olive Brown	Silt	Brick, Pottery	-	B
100-120	2.5Y 4/4 Olive Brown	Silty clay	Pottery	-	B
120-140	2.5Y 3/2 Very Dark Greyish Brown	Silty clay	Pottery	-	B
140-160	2.5Y 3/2 Very Dark Greyish Brown	Silty clay	Pottery	Charcoal	B
160-180	2.5Y 3/2 Very Dark Greyish Brown	Silty clay	-	-	B
180-200	2.5Y 6/6 Olive Yellow	Silt	Manganese	-	E
200-220	2.5Y 5/6 Light Olive Brown	Silt	Manganese	-	E
220-240	2.5Y 5/6 Light Olive Brown	Silt	-	-	E
240-260	2.5Y 5/6 Light Olive Brown	Silt	Manganese	Kankar	N
260-280	2.5Y 5/4 Light Olive Brown	Silty clay	Manganese	-	N
280-300	2.5Y 5/4 Light Olive Brown	Clay	Manganese	-	N

LMB13 Auger G (LHP)

Depth	Colour	Sediments	Inclusions	Notes	Fill
0-20	10YR 4/3 Brown	Silt	Brick, Pottery	-	B
20-40	10YR 4/4 Dark Yellowish Brown	Silt	Brick, Pottery	Charcoal	B
40-60	10YR 4/3 Brown	Silt	Brick, Pottery	Charcoal	B

60-80	10YR 4/3 Brown	Silt	Brick, Pottery	-	B
80-100	2.5Y 5/4 Light Olive Brown	Silt	-	-	E
100-120	2.5Y 5/6 Light Olive Brown	Silt	Manganese	-	E
120-140	2.5Y 5/4 Light Olive Brown	Silt	Manganese	-	E
140-160	2.5Y 5/4 Light Olive Brown	Silty clay	Manganese	kankar	N
160-180	2.5Y 5/4 Light Olive Brown	Silty clay	Manganese	kankar	N
180-200	2.5Y 5/4 Light Olive Brown	Silty clay	Manganese	kankar	N

LMB13 Auger H (LHP)

Depth	Colour	Sediments	Inclusions	Notes	Fill
0-20	10YR 4/3 Brown	Silt	Brick	-	B
20-40	10YR 4/4 Dark Yellowish Brown	Silt	Brick, Pottery	-	B
40-60	10YR 4/3 Brown	Silt	Brick, Pottery	-	B
60-80	10YR 4/3 Brown	Silt	Brick, Pottery	-	B
80-100	2.5Y 5/4 Light Olive Brown	Silt	Brick, Pottery	-	E
100-120	10YR 5/6 Yellowish Brown	Silt	-	-	N
120-140	10YR 5/6 Yellowish Brown	Silt	Manganese	-	N
140-160	10YR 5/6 Yellowish Brown	Silt	Manganese	-	N
160-180	10YR 5/6 Yellowish Brown	Silty clay	-	Kankar	N
180-200	10YR 5/6 Yellowish Brown	Silty clay	-	Kankar	N

LMB13 Auger I (LHP)

Depth	Colour	Sediments	Inclusions	Notes	Fill
0-20	10YR 4/3 Brown	Silt	Brick, Pottery	-	B
20-40	10YR 4/3 Brown	Silt	Brick, Pottery	-	B
40-60	10YR 4/3 Brown	Silt	Brick, Pottery	-	B
60-80	10YR 4/3 Brown	Silt	Brick, Pottery	-	B
80-100	10YR 4/3 Brown	Silt	Brick, Pottery	-	B
100-120	10YR 4/3 Brown	Silt	Manganese	-	B
120-140	10YR 5/3 Brown	Silt	Manganese	-	B
140-160	2.5Y 6/6 Olive Yellow	Silt	Manganese	-	E
160-180	2.5Y 6/6 Olive Yellow	Silty clay	Manganese	-	N
180-200	2.5Y 6/6 Olive Yellow	Silty clay	-	Kankar	N

LMB13 Auger T (LHP)

Depth	Colour	Sediments	Inclusions	Notes	Fill
0-20	10YR 4/3 Brown	Silt	Brick, Pottery	-	B
20-40	10YR 4/3 Brown	Silt	Brick	Roots	B
40-60	10YR 5/3 Brown	Silt	Brick, Pottery	Roots	B
60-80	10YR 5/3 Brown	Silt	Pottery	Charcoal	B
80-100	10YR 4/3 Brown	Silt	Brick	-	B
100-120	10YR 5/3 Brown	Silt	-	-	B
120-140	10YR 5/2 Greyish Brown	Silt	Pottery	-	E
140-160	10YR 5/2 Greyish Brown	Silt	Manganese, Pottery	-	E
160-180	10YR 5/2 Greyish Brown	Silt	Pottery	Charcoal	E
180-200	10YR 5/2 Greyish Brown	Silt	Pottery	-	E
200-220	2.5Y 6/3 Light Yellowish Brown	Sandy silt	-	-	E
220-240	2.5Y 6/4 Light Yellowish Brown	Silt	-	-	E
240-260	2.5Y 6/6 Olive Yellow	Sandy silt	-	-	E
260-280	2.5Y 6/6 Olive Yellow	Silt	-	-	E
280-300	2.5Y 6/3 Light Yellowish Brown	Silt	Manganese	-	N
300-320	2.5Y 6/2 Light Brownish Grey	Silty clay	-	-	N
320-340	2.5Y 6/2 Light Brownish Grey	Silty clay	-	kankar	N
340-360	2.5Y 6/3 Light Yellowish Brown	Silt	Manganese	kankar	N
360-380	2.5Y 4/3 Olive Brown	Clay	-	-	N
380-400	2.5Y 4/3 Olive Brown	Silty clay	-	-	N

LMB13 Auger J (LHP)

Depth	Colour	Sediments	Inclusions	Notes	Fill
0-20	10YR 4/4 Dark Yellowish Brown	Silt	Pottery	-	D
20-40	10YR 4/4 Dark Yellowish Brown	Silt	Brick, Pottery	-	D
40-60	10YR 4/4 Dark Yellowish Brown	Silt	Brick, Pottery	-	D
60-80	10YR 4/4 Dark Yellowish Brown	Silt	Brick, Pottery	-	D
80-100	2.5Y 4/3 Olive Brown	Silt	Pottery	Charcoal	E
100-120	2.5Y 4/3 Olive Brown	Silt	Manganese	-	E
120-140	2.5Y 5/4 Light Olive Brown	Silt	-	-	N
140-160	10YR 5/4 Yellowish Brown	Silt	Manganese	Kankar	N
160-180	10YR 5/4 Yellowish Brown	Silty clay	Manganese	Kankar	N
180-200	10YR 5/4 Yellowish Brown	Silty clay	Manganese	Kankar	N

LMB13 Auger R (10m north of LHP trench 2)

Depth	Colour	Sediments	Inclusions	Notes	Fill
0-20	10YR 4/4 Dark Yellowish Brown	Silt	-	-	D
20-40	10YR 5/3 Brown	Silt	Brick, Pottery	-	B
40-60	10YR 5/3 Brown	Silt	Brick, Pottery	-	B
60-80	10YR 5/3 Brown	Silt	Brick, Pottery	-	B
80-100	10YR 5/3 Brown	Silt	Pottery	-	B
100-120	2.5Y 5/4 Light Olive Brown	Silt	Pottery	Roots	E
120-140	2.5Y 6/4 Light Yellowish Brown	Silt	Manganese	-	N
140-160	2.5Y 5/6 Light Olive Brown	Silt	Manganese	-	N
160-180	2.5Y 5/6 Light Olive Brown	Silt	Manganese	-	N
180-200	2.5Y 5/6 Light Olive Brown	Silt	-	-	N

LMB13 Auger Q (15m north of LHP trench 2)

Depth	Colour	Sediments	Inclusions	Notes	Fill
0-20	10YR 4/4 Dark Yellowish Brown	Silt	Brick, Pottery	-	D
20-40	10YR 4/4 Dark Yellowish Brown	Silt	Brick, Pottery	-	D
40-60	10YR 4/4 Dark Yellowish Brown	Silt	Brick, Pottery	-	D
60-80	10YR 4/3 Brown	Silt	Brick, Pottery	-	B
80-100	10YR 4/3 Brown	Silt	Brick, Pottery	-	B
100-120	2.5Y 4/3 Olive Brown	Silt	Pottery	-	B
120-140	2.5Y 5/3 Light Olive Brown	Silt	Brick	-	E
140-160	2.5Y 5/3 Light Olive Brown	Silt	Brick, Pottery	-	E
160-180	2.5Y 5/6 Light Olive Brown	Silt	Manganese	-	N
180-200	2.5Y 6/6 Olive Yellow	Silt	Manganese	Kankar	N

LMB13 Auger A1 (20m north of LHP trench 2)

Depth	Colour	Sediments	Inclusions	Notes	Fill
0-20	10YR 4/1 Dark Grey	Silt	Brick, Pottery	Roots	A
20-40	10YR 4/2 Dark Greyish Brown	Silt	Brick, Pottery	Roots	B
40-60	10YR 4/2 Dark Greyish Brown	Silt	Brick, Pottery	Roots	B
60-80	10YR 4/2 Dark Greyish Brown	Silt	Brick, Pottery	-	B
80-100	2.5Y 4/4 Olive Brown	Silt	Brick, Pottery	Charcoal	E
100-120	2.5Y 5/3 Light Olive Brown	Silt	Pottery	-	E
120-140	2.5Y 6/4 Light Yellowish Brown	Silt	Brick	-	N
140-160	2.5Y 6/4 Light Yellowish Brown	Silt	-	Kankar	N
160-180	2.5Y 6/4 Light Yellowish Brown	Silt	-	-	N
180-200	2.5Y 6/4 Light Yellowish Brown	Silt	-	-	N

LMB13 Auger A2 (30m north of LHP trench 2)

Depth	Colour	Sediments	Inclusions	Notes	Fill
0-20	10YR 4/4 Dark Yellowish Brown	Silt	Brick, Pottery	-	D
20-40	10YR 4/3 Brown	Silt	Brick, Pottery	-	D

40-60	10YR 4/4 Dark Yellowish Brown	Silt	Brick, Pottery	-	D
60-80	10YR 4/3 Brown	Silt	Brick, Pottery	Roots	D
80-100	10YR 5/3 Brown	Silt	Brick, Pottery	-	D

LMB13 Auger A3 (40m north of LHP trench 2)

Depth	Colour	Sediments	Inclusions	Notes	Fill
0-20	10YR 4/4 Dark Yellowish Brown	Silt	Brick, Pottery	Roots	D
20-40	10YR 4/3 Brown	Silt	Brick, Pottery	-	D
40-60	10YR 4/4 Dark Yellowish Brown	Silt	Brick, Pottery	-	D
60-80	10YR 4/3 Brown	Silt	Brick, Pottery	-	D
80-100	10YR 5/3 Brown	Silt	Brick, Pottery	-	D
100-120	2.5Y 6/4 Light Yellowish Brown	Silt	Pottery	-	N
120-140	2.5Y 6/4 Light Yellowish Brown	Silt	Manganese	Kankar	N
140-160	2.5Y 6/4 Light Yellowish Brown	Silt	Manganese	Kankar	N
160-180	2.5Y 5/4 Light Olive Brown	Silt	Manganese	Kankar	N
180-200	2.5Y 5/4 Light Olive Brown	Silt	Manganese	Kankar	N

LMB13 Auger A4 (50m north of LHP trench 2)

Depth	Colour	Sediments	Inclusions	Notes	Fill
0-20	10YR 4/3 Brown	Silt	Brick, Pottery	-	D
20-40	10YR 4/3 Brown	Silt	Brick, Pottery	-	D
40-60	10YR 4/3 Brown	Silt	Brick, Pottery	Roots	D
60-80	10YR 4/3 Brown	Silt	-	Roots	D
80-100	2.5Y 5/6 Light Olive Brown	Silt	Manganese	-	E
100-120	2.5Y 5/6 Light Olive Brown	Silt	Manganese	-	E
120-140	2.5Y 6/6 Olive Yellow	Silt	Manganese	-	E
140-160	2.5Y 6/6 Olive Yellow	Silt	Manganese	-	E
160-180	2.5Y 6/6 Olive Yellow	Silt	Manganese	-	E

LMB13 Auger A5 (60m north of LHP trench 2)

Depth	Colour	Sediments	Inclusions	Notes	Fill
0-20	10YR 4/3 Brown	Silt	-	-	D
20-40	10YR 4/3 Brown	Silt	Brick	-	D
40-60	10YR 6/6 Brownish Yellow	Silt	Manganese	-	E
60-80	10YR 6/6 Brownish Yellow	Silt	Manganese	-	E
80-100	10YR 6/6 Brownish Yellow	Silt	Manganese	-	E
100-120	10YR 6/6 Brownish Yellow	Silt	Manganese	-	E
120-140	10YR 6/6 Brownish Yellow	Silt	Manganese	-	E
140-160	10YR 6/6 Brownish Yellow	Silt	Manganese	Kankar	N
160-180	10YR 6/6 Brownish Yellow	Silt	-	Kankar	N
180-200	2.5Y 6/4 Light Yellowish Brown	Silt	-	Kankar	N

LMB13 Auger B1 (5m east of auger #A)

Depth	Colour	Sediments	Inclusions	Notes	Fill
0-20	10YR 4/4 Dark Yellowish Brown	Silt	-	-	D
20-40	10YR 5/3 Brown	Silt	Brick, Pottery	-	B
40-60	10YR 5/3 Brown	Silt	Brick, Pottery	-	B
60-80	10YR 5/3 Brown	Silt	Brick, Pottery	Roots	B
80-100	10YR 6/3 Pale Brown	Silt	Manganese	-	B
100-120	2.5Y 6/6 Olive Yellow	Silt	Manganese	Roots	E
120-140	2.5Y 6/6 Olive Yellow	Silt	Manganese	-	E
140-160	2.5Y 6/6 Olive Yellow	Sandy silt	-	-	E
160-180	2.5Y 6/6 Olive Yellow	Silt	-	-	E
180-200	2.5Y 6/6 Olive Yellow	Silt	-	-	E

LMB13 Auger B2 (15m east of auger #A)

Depth	Colour	Sediments	Inclusions	Notes	Fill
0-20	2.5Y 5/4 Light Olive Brown	Silt	-	Kankar, Roots	E
20-40	10YR 5/4 Yellowish Brown	Silt	Brick	-	E
40-60	10YR 4/3 Brown	Silt	Brick, Pottery	-	B
60-80	10YR 4/3 Brown	Silt	Brick	-	B
80-100	10YR 4/3 Brown	Silt	Brick	-	B
100-120	10YR 6/2 Light Brownish Grey	sandy silt	-	-	B
120-140	10YR 3/2 Very Dark Greyish Brown	Silty clay	-	-	B
140-160	10YR 6/2 Light Brownish Grey	sandy silt	-	-	B
160-180	2.5Y 6/4 Light Yellowish Brown	Silt	Manganese	-	E
180-200	2.5Y 6/4 Light Yellowish Brown	Silt	Manganese	-	E

LMB13 Auger B3 (25m east of auger #A)

Depth	Colour	Sediments	Inclusions	Notes	Fill
0-20	2.5Y 5/4 Light Olive Brown	Silt	-	Kankar	E
20-40	2.5Y 5/4 Light Olive Brown	Silt	-	Kankar	E
40-60	2.5Y 5/4 Light Olive Brown	Silt	-	Kankar	E
60-80	10YR 4/3 Brown	Silt	Brick, Pottery	-	B
80-100	2.5Y 6/4 Light Yellowish Brown	Silt	-	-	B
100-120	2.5Y 6/4 Light Yellowish Brown	Silt	-	-	B
120-140	2.5Y 6/6 Olive Yellow	Silt	-	Roots	E
140-160	2.5Y 6/6 Olive Yellow	Silt	Manganese	-	E
160-180	2.5Y 6/6 Olive Yellow	Silt	Manganese	-	E
180-200	2.5Y 6/6 Olive Yellow	Silt	Manganese	-	E

LMB13 Auger B4 (35m east of auger #A)

Depth	Colour	Sediments	Inclusions	Notes	Fill
0-20	2.5Y 5/4 Light Olive Brown	Silt	-	Kankar	E
20-40	2.5Y 5/4 Light Olive Brown	Silt	-	Kankar	E
40-60	2.5Y 4/4 Olive Brown	Silt	Brick, Pottery	-	E
60-80	2.5Y 4/4 Olive Brown	Silt	Brick, Pottery	Charcoal	E
80-100	2.5Y 5/3 Light Olive Brown	Silt	Brick	-	E
100-120	2.5Y 5/3 Light Olive Brown	Silt	Brick	-	E
120-140	2.5Y 4/4 Olive Brown	Silt	Brick, Pottery	-	E
140-160	2.5Y 4/4 Olive Brown	Silt	Brick, Pottery	Charcoal	E
160-180	2.5Y 4/4 Olive Brown	Silt	Pottery	Charcoal	E
180-200	2.5Y 4/4 Olive Brown	Silt	Pottery	Charcoal	E
200-220	2.5Y 5/6 Light Olive Brown	Sandy silt	-	-	N
220-240	2.5Y 5/6 Light Olive Brown	Sandy silt	Manganese	-	N
240-260	2.5Y 5/6 Light Olive Brown	Sandy silt	Manganese	Kankar	N
260-280	2.5Y 5/6 Light Olive Brown	Sandy silt	-	Kankar	N
280-300	2.5Y 5/6 Light Olive Brown	Sandy silty clay	-	Kankar	N

LMB13 Auger B5 (45m east of auger #A)

Depth	Colour	Sediments	Inclusions	Notes	Fill
0-20	2.5Y 6/4 Light Yellowish Brown	Silt	-	Kankar	D
20-40	2.5Y 6/4 Light Yellowish Brown	Silt	-	Kankar	D
40-60	2.5Y 5/4 Light Olive Brown	Silt	Brick	-	E
60-80	2.5Y 5/4 Light Olive Brown	Silt	-	-	E
80-100	2.5Y 5/4 Light Olive Brown	Silt	-	-	E
100-120	2.5Y 5/4 Light Olive Brown	Silt	-	-	E
120-140	2.5Y 5/6 Light Olive Brown	Silt	Manganese	-	E
140-160	2.5Y 5/6 Light Olive Brown	Silt	Manganese	-	E
160-180	2.5Y 5/6 Light Olive Brown	Silt	Manganese	-	E

LMB13 Auger U (5m south of LHP trench 2)

Depth	Colour	Sediments	Inclusions	Notes	Fill
0-20	10YR 3/2 Very Dark Greyish Brown	Silt	Brick	-	A
20-40	10YR 4/3 Brown	Silt	Brick, Pottery	-	B
40-60	10YR 4/3 Brown	Silt	Brick, Pottery	-	B
60-80	2.5Y 5/3 Light Olive Brown	Silt	Pottery	-	E
80-100	2.5Y 6/4 Light Yellowish Brown	Silt	-	-	E
100-120	2.5Y 6/8 Olive Yellow	Silt	Manganese	-	E
120-140	2.5Y 6/8 Olive Yellow	Silt	Manganese	-	E
140-160	2.5Y 6/8 Olive Yellow	Silt	Manganese	-	E
160-180	2.5Y 6/8 Olive Yellow	Silt	Manganese	Kankar	E
180-200	2.5Y 6/8 Olive Yellow	Silt	Manganese	Kankar	E
180-200	2.5Y 5/6 Light Olive Brown	Sandy silty clay	Manganese	-	N

LMB13 Auger W (20m south of LHP trench 2)

Depth	Colour	Sediments	Inclusions	Notes	Fill
0-20	10YR 4/4 Dark Yellowish Brown	Silt	Brick	-	D
20-40	10YR 4/4 Dark Yellowish Brown	Silt	Brick	-	D
40-60	10YR 4/4 Dark Yellowish Brown	Silt	Brick	-	D
60-80	10YR 4/4 Dark Yellowish Brown	Silt	Brick	-	D
80-100	10YR 4/3 Brown	Silt	Brick	-	B
100-120	10YR 4/3 Brown	Silt	Brick, Pottery	-	B
120-140	10YR 4/3 Brown	Silty clay	-	-	B
140-160	2.5Y 5/6 Light Olive Brown	Silt	Manganese	kankar	N
160-180	2.5Y 5/6 Light Olive Brown	Silt	Manganese	kankar	N
180-200	2.5Y 5/6 Light Olive Brown	Silt	Manganese	Kankar	N

LMB13 Auger X (30m south of LHP trench 2)

Depth	Colour	Sediments	Inclusions	Notes	Fill
0-20	10YR 4/4 Dark Yellowish Brown	Silt	Brick	-	D
20-40	10YR 4/4 Dark Yellowish Brown	Silt	Brick	-	D
40-60	10YR 4/4 Dark Yellowish Brown	Sandy silt	Brick	-	D
60-80	10YR 4/4 Dark Yellowish Brown	Sandy silt	Brick	-	D
80-100	10YR 4/4 Dark Yellowish Brown	Sandy silt	-	-	D
100-120	2.5Y 6/3 Light Yellowish Brown	Sand	-	-	N
120-140	2.5Y 6/3 Light Yellowish Brown	Silt	Manganese	-	N
140-160	2.5Y 6/3 Light Yellowish Brown	Silt	Manganese	Kankar	N
160-180	2.5Y 5/6 Light Olive Brown	Sandy silt	Manganese	Kankar	N
180-200	2.5Y 5/6 Light Olive Brown	Sand	-	-	N

LMB13 Auger S (5m of trench 2)

Depth	Colour	Sediments	Inclusions	Notes	Fill
0-20	10YR 3/2 Very Dark Greyish Brown	Silt	Brick, Pottery	-	B
20-40	10YR 4/3 Brown	Silt	Brick, Pottery	-	B
40-60	10YR 4/3 Brown	Silt	Brick, Pottery	-	B
60-80	10YR 4/2 Dark Greyish Brown	Silt	Brick, Pottery	-	B
80-100	10YR 4/2 Dark Greyish Brown	Silt	Brick, Pottery	-	B
100-120	10YR 4/2 Dark Greyish Brown	Silt	Brick, Pottery	-	B
120-140	10YR 4/3 Brown	Silt	Brick, Pottery	-	B
140-160	10YR 4/3 Brown	Silt	Brick, Pottery	-	B
160-180	10YR 4/3 Brown	Silt	Brick, Pottery	-	B
180-200	10YR 5/3 Brown	Silt	vBrick, Pottery	Charcoal	B
200-220	10YR 5/3 Brown	Silt	Brick, Pottery	Charcoal	B
220-240	10YR 5/3 Brown	Silt	Pottery	-	B
240-260	2.5Y 5/6 Light Olive Brown	Sandy silt	Manganese	-	E
260-280	2.5Y 5/6 Light Olive Brown	Sandy silt	-	-	E
280-300	2.5Y 6/3 Light Yellowish Brown	Silty clay	-	-	E

APPENDIX B - Context Report

MAYA DEVI TEMPLE

Context: **601** Site: **MDT** Trench: **C6**

Deposit_Sediment *mixed*
 Deposit_Colour *mixed*
 Deposit_Consistency *mixed*
 Deposit_Inclusions *gravel*
 Deposit_FillOf -
 Deposit_Below -
 Deposit_Above -
 Deposit_CutBy -
 Deposit_Thickness -

Discussion && Interpretation

Initial cleaning of the west-facing section. Contains modern material from the JBF backfilling of the trench. Cleaning back of about 15cm of the section.

Context: **602** Site: **MDT** Trench: **C6**

Deposit_Sediment *Clay (with some sand)*
 Deposit_Colour *10YR 8/2 White*
 Deposit_Consistency *Hard*
 Deposit_Inclusions *brick flecks; gravel*
 Deposit_FillOf -
 Deposit_Below *601*
 Deposit_Above *603*
 Deposit_CutBy -
 Deposit_Thickness *0.03m*

Discussion && Interpretation

Trampled surface in the upper surface of C6 material left unexcavated by the JBF. Contains some modern contamination such as gravel.

Context: **603** Site: **MDT** Trench: **C6**

Deposit_Sediment *Silty*
 Deposit_Colour *7.5YR 6/4 Light Brown*
 Deposit_Consistency *Loose*
 Deposit_Inclusions *brick; brickbat*
 Deposit_FillOf -
 Deposit_Below *602*
 Deposit_Above *604*
 Deposit_CutBy -
 Deposit_Thickness *0.2m*

Discussion && Interpretation

Brick and brickbat rubble. Largest brick measures 0.36x0.18x0.05m in size.

Context: **604** Site: **MDT** Trench: **C6**

Deposit_Sediment *Silt (with some clay)*
 Deposit_Colour *10YR 6/3 Pale Brown*
 Deposit_Consistency *compact; friable*
 Deposit_Inclusions *brickbat; charcoal; tile; plaster*
 Deposit_FillOf -
 Deposit_Below *603*
 Deposit_Above *605*
 Deposit_CutBy -
 Deposit_Thickness *0.3m*

Discussion && Interpretation

Deposit full of brickbat and tile, possibly representing a levelling phase similar to (906) and associated with upper Asokan

brickwork. Lots of plaster within the material. Largest brick measures 0.36x0.25x0.07m.

Context: **605** Site: **MDT** Trench: **C6**

Deposit_Sediment *Silty clay*
 Deposit_Colour *10YR 5/2 Greyish Brown*
 Deposit_Consistency *compact*
 Deposit_Inclusions *brickbat flecks; plaster; snail shell*
 Deposit_FillOf -
 Deposit_Below *604*
 Deposit_Above *606*
 Deposit_CutBy -
 Deposit_Thickness *0.05-0.10m*

Discussion && Interpretation

Possible levelling phase associated with rubble foundations of Asokan temple. Smooth to trowel.

Context: **606** Site: **MDT** Trench: **C6**

Deposit_Sediment *Silty clay*
 Deposit_Colour *10YR 5/2 Greyish Brown*
 Deposit_Consistency *smooth*
 Deposit_Inclusions *shell; kankar*
 Deposit_FillOf -
 Deposit_Below *605*
 Deposit_Above *607*
 Deposit_CutBy -
 Deposit_Thickness -

Discussion && Interpretation

Clean clay layer that is smooth to trowel. Contains shell and kankar, but little other cultural material.

Context: **607** Site: **MDT** Trench: **C6**

Deposit_Sediment *Silty clay*
 Deposit_Colour *10YR 5/2 Greyish Brown*
 Deposit_Consistency *smooth*
 Deposit_Inclusions *snail shell; kankar; brick*
 Deposit_FillOf -
 Deposit_Below *606*
 Deposit_Above *608*
 Deposit_CutBy -
 Deposit_Thickness *0.2m*

Discussion && Interpretation

Clay and brick layer.

Context: **608** Site: **MDT** Trench: **C6**

Deposit_Sediment *Silty clay*
 Deposit_Colour *10YR 5/2 Greyish Brown*
 Deposit_Consistency *smooth*
 Deposit_Inclusions *ceramics*
 Deposit_FillOf -
 Deposit_Below *607*
 Deposit_Above *610*
 Deposit_CutBy -
 Deposit_Thickness -

Discussion && Interpretation

Similar material to (607) above it, with a large flat pot (#615) found on the surface.

Context: **609** Site: **MDT** Trench: **C6**

Deposit_Sediment -
 Deposit_Colour -
 Deposit_Consistency -
 Deposit_Inclusions -
 Deposit_FillOf -
 Deposit_Below -
 Deposit_Above -
 Deposit_CutBy -
 Deposit_Thickness 0.2m

Discussion && Interpretation
Block lift of vessel #615 from context (608)

Context: **610** Site: **MDT** Trench: **C6**

Deposit_Sediment *Silty clay*
 Deposit_Colour *10YR 5/2 Greyish Brown*
 Deposit_Consistency *smooth*
 Deposit_Inclusions *shell; ceramic*
 Deposit_FillOf -
 Deposit_Below *608*
 Deposit_Above *611*
 Deposit_CutBy -
 Deposit_Thickness

Discussion && Interpretation
Continuation of (608) after the blocklifting of (609).

Context: **611** Site: **MDT** Trench: **C6**

Deposit_Sediment *Clay (with some silt)*
 Deposit_Colour *10YR 5/2 Greyish Brown*
 Deposit_Consistency *firm*
 Deposit_Inclusions *ceramics*
 Deposit_FillOf -
 Deposit_Below *610*
 Deposit_Above *612*
 Deposit_CutBy -
 Deposit_Thickness

Discussion && Interpretation
Clay deposit with some silt, and an increase in the amount of ceramics from (610) above it. Upper edge of the context is at the same level as the lowest part of the first phase of Asokan brickwork.

Context: **612** Site: **MDT** Trench: **C6**

Deposit_Sediment *Clay with some silt*
 Deposit_Colour *10YR 5/2 Greyish Brown*
 Deposit_Consistency *firm*
 Deposit_Inclusions *ceramics; snail shell*
 Deposit_FillOf -
 Deposit_Below *611*
 Deposit_Above *613; 614*
 Deposit_CutBy -
 Deposit_Thickness -

Discussion && Interpretation
Clay deposit.

Context: **613** Site: **MDT** Trench: **C6**

Deposit_Sediment *Clay (with some silt)*
 Deposit_Colour *2.5Y 5/6 Light Yellow Brown*
 Deposit_Consistency *compac*
 Deposit_Inclusions *kankar; charcoal*
 Deposit_FillOf -
 Deposit_Below *612*
 Deposit_Above *615*
 Deposit_CutBy -
 Deposit_Thickness -

Discussion && Interpretation
Alluvial material containing trampled cultural material. Equal to 614.

Context: **614** Site: **MDT** Trench: **C6**

Deposit_Sediment *Clay (with some silt)*
 Deposit_Colour *2.5YR 5/6 Light Yellowish Brown*
 Deposit_Consistency *compact*
 Deposit_Inclusions *kankar; charcoal; ceramics*
 Deposit_FillOf -
 Deposit_Below *612*
 Deposit_Above *615*
 Deposit_CutBy -
 Deposit_Thickness -

Discussion && Interpretation
Equal to 613.

Context: **615** Site: **MDT** Trench: **C6**

Deposit_Sediment *Silty clay*
 Deposit_Colour *10YR 3/3 Dark Brown*
 Deposit_Consistency *mottled*
 Deposit_Inclusions *ceramics*
 Deposit_FillOf -
 Deposit_Below *613=614*
 Deposit_Above *626*
 Deposit_CutBy *617; 619; 621; 623; 625*
 Deposit_Thickness

Discussion && Interpretation
Alluvial wash that became a trampled surface. Cut by five postholes in a north-south alignment.

Context: **616** Site: **MDT** Trench: **C6**

Deposit_Sediment *Silty*
 Deposit_Colour *10YR 3/3 Dark Brown*
 Deposit_Consistency *soft*
 Deposit_Inclusions -
 Deposit_FillOf *617*
 Deposit_Below *613=614*
 Deposit_Above -
 Deposit_CutBy -
 Deposit_Thickness *0.04m*

Discussion && Interpretation
Fill of posthole [617]

Context: **617** Site: **MDT** Trench: **C6**

Cut_ShapelnPlan *Circular*
 Cut_Sides -
 Cut_Bases *Rounded*
 Cut_BreakOfSlope *Sudden*
 Cut_Orientation -
 Cut_Cuts *615*
 Cut_CutBy -
 Cut_FilledBy *616*
 Cut_Depth *0.04m*

Discussion && Interpretation
Posthole measuring 0.09-0.10m in diameter cut into (615) and filled by (616).

Context: **618** Site: **MDT** Trench: **C6**

Deposit_Sediment *Silty*
 Deposit_Colour *10YR 3/3 Dark Brown*
 Deposit_Consistency *soft*

Deposit_Inclusions -
 Deposit_FillOf 619
 Deposit_Below 613=614
 Deposit_Above 615
 Deposit_CutBy -
 Deposit_Thickness 0.08m

Discussion && Interpretation
 Fill of posthole [618].

Context: 619 Site: MDT Trench: C6

Cut_ShapelInPlan Circular
 Cut_Sides -
 Cut_Bases Rounded
 Cut_BreakOfSlope Sudden
 Cut_Orientation -
 Cut_Cuts 615
 Cut_CutBy -
 Cut_FilledBy 618
 Cut_Depth 0.08m

Discussion && Interpretation
 Posthole measuring 0.08m in diameter cut into (615) and filled with (618).

Context: 620 Site: MDT Trench: C6

Deposit_Sediment Clay (with some silt)
 Deposit_Colour 10YR 3/3 Dark Brown
 Deposit_Consistency soft
 Deposit_Inclusions -
 Deposit_FillOf 621
 Deposit_Below 613=614
 Deposit_Above 615
 Deposit_CutBy -
 Deposit_Thickness 0.04m

Discussion && Interpretation
 Fill of posthole [621].

Context: 621 Site: MDT Trench: C6

Cut_ShapelInPlan Circular
 Cut_Sides Sloped
 Cut_Bases Sudden
 Cut_BreakOfSlope -
 Cut_Orientation -
 Cut_Cuts 615
 Cut_CutBy -
 Cut_FilledBy 620
 Cut_Depth 0.04m

Discussion && Interpretation
 Posthole measuring 0.11m in diameter cut into (615) and filled with (620).

Context: 622 Site: MDT Trench: C6

Deposit_Sediment Silty
 Deposit_Colour 10YR 3/3 Dark Brown
 Deposit_Consistency Soft
 Deposit_Inclusions -
 Deposit_FillOf 623
 Deposit_Below 613=614
 Deposit_Above 615
 Deposit_CutBy -
 Deposit_Thickness 0.07m

Discussion && Interpretation
 Fill of posthole [623].

Context: 623 Site: MDT Trench: C6

Cut_ShapelInPlan Oval
 Cut_Sides -
 Cut_Bases Rounded
 Cut_BreakOfSlope Gentle
 Cut_Orientation -
 Cut_Cuts 615
 Cut_CutBy section
 Cut_FilledBy 622
 Cut_Depth 0.07m

Discussion && Interpretation
 Posthole measuring 0.08-0.10m in diameter cut into (615) and filled with (622).

Context: 624 Site: MDT Trench: C6

Deposit_Sediment Clay (with some silt)
 Deposit_Colour 10YR 3/3 Dark Brown
 Deposit_Consistency soft
 Deposit_Inclusions -
 Deposit_FillOf 625
 Deposit_Below 613=614
 Deposit_Above 615
 Deposit_CutBy -
 Deposit_Thickness 0.06m

Discussion && Interpretation
 Fill of posthole [625].

Context: 625 Site: MDT Trench: C6

Cut_ShapelInPlan Oval
 Cut_Sides Vertical
 Cut_Bases Flat
 Cut_BreakOfSlope Steep
 Cut_Orientation N-S
 Cut_Cuts 615
 Cut_CutBy JBF section
 Cut_FilledBy 624
 Cut_Depth 0.05m

Discussion && Interpretation
 Posthole measuring 0.13-0.15m in diameter cut into (615) and filled with (624). It is truncated by the JBF section cut.

Context: 626 Site: MDT Trench: C6

Deposit_Sediment
 Deposit_Colour
 Deposit_Consistency
 Deposit_Inclusions
 Deposit_FillOf
 Deposit_Below
 Deposit_Above
 Deposit_CutBy
 Deposit_Thickness

Discussion && Interpretation
 Natural soil.

Context: 701 Site: MDT Trench: C7

Deposit_Sediment Mixed
 Deposit_Colour Mixed
 Deposit_Consistency Mixed
 Deposit_Inclusions Ceramics, Brickbat,
 Deposit_FillOf -
 Deposit_Below -
 Deposit_Above -
 Deposit_CutBy -

Deposit_Thickness -

Discussion && Interpretation

Cleaning material, comprising a mix of modern deposits accumulated since the JBF excavations and contaminated archaeological deposits in the section left by the JBF.

Context: **702** Site: **MDT** Trench: **C7**

Cut_ShapeInPlan -
Cut_Sides *Uneven*
Cut_Bases *Uneven*
Cut_BreakOfSlope *Uneven*
Cut_Orientation -
Cut_Cuts *704, 705*
Cut_CutBy -
Cut_FilledBy *703*
Cut_Depth *0.30 metres*

Discussion && Interpretation

Wall cut for the earliest phase of Asokan brickwork

Context: **703** Site: **MDT** Trench: **C7**

Deposit_Sediment *80clay 20silt*
Deposit_Colour *10YR 5/4 Brown*
Deposit_Consistency *Very Compact*
Deposit_Inclusions *Brickbats*
Deposit_FillOf *702*
Deposit_Below *710*
Deposit_Above *702*
Deposit_CutBy -
Deposit_Thickness *0.10-0.15 metres*

Discussion && Interpretation

Rubble and brickbat foundation fill of wall cut [702] supporting the earliest phase of brickwork (710).

Context: **704** Site: **MDT** Trench: **C7**

Deposit_Sediment *90clay 10silt*
Deposit_Colour *10YR 6/4 Light Yellowish Brown*
Deposit_Consistency *Mixed*
Deposit_Inclusions *Charcoal*
Deposit_FillOf -
Deposit_Below *702*
Deposit_Above *705, 706*
Deposit_CutBy -
Deposit_Thickness *0.10 metres*

Discussion && Interpretation

Cultural occupation level below brick structures

Context: **705** Site: **MDT** Trench: **C7**

Deposit_Sediment *100clay*
Deposit_Colour *10YR 5/3 Brown*
Deposit_Consistency *Mixed*
Deposit_Inclusions *Kankar*
Deposit_FillOf -
Deposit_Below *704*
Deposit_Above *707*
Deposit_CutBy -
Deposit_Thickness *0.20 metres*

Discussion && Interpretation

Cultural occupation horizon below brick structures

Context: **706** Site: **MDT** Trench: **C7**

Deposit_Sediment *100clay*
Deposit_Colour *10YR 5/3 Brown*

Deposit_Consistency -

Deposit_Inclusions *Charcoal Flecks*

Deposit_FillOf -

Deposit_Below *704*

Deposit_Above *707*

Deposit_CutBy -

Deposit_Thickness *0.20 metres*

Discussion && Interpretation

Cultural occupation level below the brick structures

Context: **707** Site: **MDT** Trench: **C7**

Deposit_Sediment *100clay*
Deposit_Colour *10YR 6/4 Light Yellowish Brown*
Deposit_Consistency -
Deposit_Inclusions -
Deposit_FillOf -
Deposit_Below *705, 706*
Deposit_Above *708*
Deposit_CutBy -
Deposit_Thickness *0.35 metres*

Discussion && Interpretation

Cultural occupation level below the brick structures.

Context: **708** Site: **MDT** Trench: **C7**

Deposit_Sediment *100clay*
Deposit_Colour *10YR 7/3 Very Pale Brown*
Deposit_Consistency -
Deposit_Inclusions *Kankar*
Deposit_FillOf -
Deposit_Below *707*
Deposit_Above *709*
Deposit_CutBy -
Deposit_Thickness *0.35 metres*

Discussion && Interpretation

Possible natural layer, however the presence of redeposited kankar suggests some cultural activity.

Context: **709** Site: **MDT** Trench: **C7**

Deposit_Sediment *100clay*
Deposit_Colour *10YR 7/4 Very Pale Brown*
Deposit_Consistency -
Deposit_Inclusions -
Deposit_FillOf -
Deposit_Below *708*
Deposit_Above -
Deposit_CutBy -
Deposit_Thickness *unknown*

Discussion && Interpretation

Natural clay level, 0.25 metres of which was excavated to base of the trench.

Context: **710** Site: **MDT** Trench: **C7**

Deposit_Sediment *100clay*
Deposit_Colour -
Deposit_Consistency *Very Compact*
Deposit_Inclusions *Brick*
Deposit_FillOf -
Deposit_Below *?*
Deposit_Above *703*
Deposit_CutBy -
Deposit_Thickness *?*

Discussion && Interpretation

First phase of brickwork within temple, overlying brickbat and

rubble fill (703). Possibly Asokan in date?

Context: **711** Site: **MDT** Trench: **C7**

Deposit_Sediment *100clay*
Deposit_Colour -
Deposit_Consistency *Very Compact*
Deposit_Inclusions *Brick*
Deposit_FillOf -
Deposit_Below ?
Deposit_Above ?
Deposit_CutBy *712*
Deposit_Thickness ?

Discussion && Interpretation
Last phase of brickwork in the Temple.

Context: **712** Site: **MDT** Trench: **C7**

Cut_ShapelInPlan *Subsquare*
Cut_Sides *Vertical*
Cut_Bases *Flat*
Cut_BreakOfSlope *Vertical*
Cut_Orientation -
Cut_Cuts *711*
Cut_CutBy -
Cut_FilledBy -
Cut_Depth *0.28 metres*

Discussion && Interpretation
Posthole cutting into last phase of brickwork <711>, possibly for a wooden post.

Context: **750** Site: **MDT** Trench: **C7**

Deposit_Sediment *Silty*
Deposit_Colour *7.5YR 4/6 Strong Brown*
Deposit_Consistency *firm; friable*
Deposit_Inclusions *brick flecks*
Deposit_FillOf *751*
Deposit_Below
Deposit_Above *751*
Deposit_CutBy
Deposit_Thickness

Discussion && Interpretation
Fill of posthole [751].

Context: **751** Site: **MDT** Trench: **C7**

Cut_ShapelInPlan *Circular*
Cut_Sides *Straight*
Cut_Bases *Flat*
Cut_BreakOfSlope *None*
Cut_Orientation -
Cut_Cuts -
Cut_CutBy -
Cut_FilledBy *750*
Cut_Depth

Discussion && Interpretation
Posthole cut into the walling of Asokan temple and filled with (750).

Context: **752** Site: **MDT** Trench: **C7**

Deposit_Sediment *Silty*
Deposit_Colour *7.5YR 4/6 Strong Brown*
Deposit_Consistency *firm; friable*
Deposit_Inclusions *brick flecks*
Deposit_FillOf *753*
Deposit_Below -

Deposit_Above *753*
Deposit_CutBy -
Deposit_Thickness -

Discussion && Interpretation
Fill of posthole [753]

Context: **753** Site: **MDT** Trench: **C7**

Cut_ShapelInPlan *Circular*
Cut_Sides *Straight*
Cut_Bases *Flat*
Cut_BreakOfSlope *None*
Cut_Orientation -
Cut_Cuts -
Cut_CutBy -
Cut_FilledBy *752*
Cut_Depth -

Discussion && Interpretation
Posthole cut into the walling of Asokan temple and filled with (752).

Context: **901** Site: **MDT** Trench: **C9**

Deposit_Sediment -
Deposit_Colour -
Deposit_Consistency -
Deposit_Inclusions *gravel; brickbats*
Deposit_FillOf -
Deposit_Below -
Deposit_Above -
Deposit_CutBy -
Deposit_Thickness -

Discussion && Interpretation
Section cleaning of the three brick walls, and the soil block within Trench C9.

Context: **902** Site: **MDT** Trench: **C9**

Masonry_Materials: *Brick*
Masonry_SizeOfMaterials:
Masonry_FinishOfMaterials:
Masonry_Coursing:
Masonry_BondingMaterials: *sand;gravel*
Masonry_DirectionOfFaces:
Masonry_Form:
Masonry_Dimensions:
Masonry_InternalExternal:
Masonry_Comments:

Discussion && Interpretation
Part of the modern brick support built to underpin pavement <903>. It includes 3 large bricks placed or "floating" on the top.

Context: **903** Site: **MDT** Trench: **C9**

Deposit_Sediment *90clay 10sand*
Deposit_Colour *10YR 8/2 Very Pale Brown*
Deposit_Consistency *hard*
Deposit_Inclusions *brick flecks*
Deposit_FillOf -
Deposit_Below *901*
Deposit_Above *904*
Deposit_CutBy -
Deposit_Thickness *0.06m*

Discussion && Interpretation
Trampled surface of C9, contaminated by modern material.

Context: **904** Site: **MDT** Trench: **C9**

Deposit_Sediment 100clay
 Deposit_Colour 2.5Y 6/2 Light Brownish Grey
 Deposit_Consistency soft
 Deposit_Inclusions brick; brickbats; tile
 Deposit_FillOf -
 Deposit_Below 903
 Deposit_Above 906
 Deposit_CutBy -
 Deposit_Thickness 0.25m

Discussion && Interpretation

Levelling phase equal to 905, consisting of a brick rubble layer below a muddy clay deposit.

Context: 905 Site: MDT Trench: C9

Deposit_Sediment Silty clay
 Deposit_Colour 2.5YR Light Brownish Grey
 Deposit_Consistency compact
 Deposit_Inclusions brick; brickbat; kankar; tile
 Deposit_FillOf -
 Deposit_Below 903
 Deposit_Above 906
 Deposit_CutBy -
 Deposit_Thickness -

Discussion && Interpretation

Levelling phase equal to 904, consisting of a slightly more compact brick rubble layer. Largest brick measures 0.17x0.13x0.05m

Context: 906 Site: MDT Trench: C9

Deposit_Sediment Silt (with some clay)
 Deposit_Colour 10YR 6/3 Pale Brown
 Deposit_Consistency compact; friable
 Deposit_Inclusions brickbats; tile
 Deposit_FillOf -
 Deposit_Below 904=905
 Deposit_Above 907=909
 Deposit_CutBy -
 Deposit_Thickness -

Discussion && Interpretation

Tile and plaster rich deposit, which contains fragments of brickbat and brick flecks.

Context: 907 Site: MDT Trench: C9

Deposit_Sediment Silty (with some clay)
 Deposit_Colour 10YR 5/3 Brown
 Deposit_Consistency soft
 Deposit_Inclusions brick
 Deposit_FillOf -
 Deposit_Below 906
 Deposit_Above 908; 911
 Deposit_CutBy -
 Deposit_Thickness -

Discussion && Interpretation

Levelling deposit containing some large bricks. It is associated with the first phase of the Asokan temple. Is equal to 909.

Context: 908 Site: MDT Trench: C9

Deposit_Sediment Silty clay
 Deposit_Colour 2.5Y 5/3 Light Olive Brown
 Deposit_Consistency -
 Deposit_Inclusions brickbat; bricks
 Deposit_FillOf -
 Deposit_Below 907=909; 913
 Deposit_Above 910

Deposit_CutBy -
 Deposit_Thickness -

Discussion && Interpretation

Brickbat and rubble rammed surface, with a greater concentration of brickbat in the western part of the context. Contains large bricks measuring 0.44x0.19x0.08m . Is equal to 911.

Context: 909 Site: MDT Trench: C9

Masonry_Materials:
 Masonry_SizeOfMaterials:
 Masonry_FinishOfMaterials:
 Masonry_Coursing:
 Masonry_BondingMaterials:
 Masonry_DirectionOfFaces:
 Masonry_Form:
 Masonry_Dimensions:
 Masonry_InternalExternal:
 Masonry_Comments:

Discussion && Interpretation

Equal to 907.

Context: 910 Site: MDT Trench: C9

Deposit_Sediment Silty clay
 Deposit_Colour 2.5YR 5/3 Light Olive Brown
 Deposit_Consistency compact
 Deposit_Inclusions brickbat; brick
 Deposit_FillOf -
 Deposit_Below 908=911
 Deposit_Above 916
 Deposit_CutBy 914
 Deposit_Thickness -

Discussion && Interpretation

Possible brick paving that has been later repaired and infilled with rammed brickbat and clay. The brick found within this context may represent a paving layer, but it is not clear. Equal to 915 and 917.

Context: 911 Site: MDT Trench: C9

Discussion && Interpretation

Equal to 908

Context: 913 Site: MDT Trench: C9

Deposit_Sediment Silty clay
 Deposit_Colour 2.5Y 5/3 Light Olive Brown
 Deposit_Consistency -
 Deposit_Inclusions brickbat
 Deposit_FillOf 914
 Deposit_Below 908=911
 Deposit_Above 910=915=917
 Deposit_CutBy -
 Deposit_Thickness -

Discussion && Interpretation

Fill of wall cut [914]. The material is quite clean and devoid of cultural material.

Context: 914 Site: MDT Trench: C9

Cut_ShapelInPlan Linear
 Cut_Sides -
 Cut_Bases Is hidden under section
 Cut_BreakOfSlope 75o
 Cut_Orientation East-West

Cut_Cuts 910=915=917
 Cut_CutBy
 Cut_FilledBy 913
 Cut_Depth

Discussion && Interpretation
Wall cut for first phase of Asokan wall in the northern face of the trench.

Context: 915 Site: MDT Trench: C9

Discussion && Interpretation
Equal to 910 and 917

Context: 916 Site: MDT Trench: C9

Deposit_Sediment *Silty clay*
 Deposit_Colour *10YR 6/1 Grey*
 Deposit_Consistency *smooth*
 Deposit_Inclusions -
 Deposit_FillOf -
 Deposit_Below *910=915=917*
 Deposit_Above *920*
 Deposit_CutBy -
 Deposit_Thickness -

Discussion && Interpretation
Mud mortar setting for 910=915=917

Context: 917 Site: MDT Trench: C9

Discussion && Interpretation
Equal to 910 and 915

Context: 918 Site: MDT Trench: C9

Deposit_Sediment *Silty*
 Deposit_Colour *10YR 5/1 Grey*
 Deposit_Consistency *compact*
 Deposit_Inclusions *Ash; brickbat flecks; charcoal*
 Deposit_FillOf -
 Deposit_Below *910=915=917*
 Deposit_Above *920*
 Deposit_CutBy -
 Deposit_Thickness -

Discussion && Interpretation
Ash floor. Equal to 919

Context: 919 Site: MDT Trench: C9

Discussion && Interpretation
Equal to 918

Context: 920 Site: MDT Trench: C9

Deposit_Sediment *Clay*
 Deposit_Colour *2.5Y 4/4 Olive Brown*
 Deposit_Consistency *soft*
 Deposit_Inclusions *charcoal flecks; burnt clay*
 Deposit_FillOf -
 Deposit_Below *918=919*
 Deposit_Above -
 Deposit_CutBy -
 Deposit_Thickness -

Discussion && Interpretation

Context: 921 Site: MDT Trench: C9

Deposit_Sediment *Silty clay*
 Deposit_Colour *2.5Y 6/6 Olive Yellow*
 Deposit_Consistency *soft*
 Deposit_Inclusions *burnt clay; charcoal; kankar*
 Deposit_FillOf -
 Deposit_Below *920*
 Deposit_Above *922*
 Deposit_CutBy -
 Deposit_Thickness -

Discussion && Interpretation
Material built up to form mound.

Context: 922 Site: MDT Trench: C9

Deposit_Sediment *Silty clay*
 Deposit_Colour *2.5Y 6/6 Olive Yellow*
 Deposit_Consistency *soft*
 Deposit_Inclusions *charcoal; burnt clay*
 Deposit_FillOf -
 Deposit_Below *921*
 Deposit_Above *923=924*
 Deposit_CutBy -
 Deposit_Thickness -

Discussion && Interpretation
Spit of 921 at half-section in the eastern portion of northern half-section.

Context: 923 Site: MDT Trench: C9

Deposit_Sediment *Silty clay*
 Deposit_Colour *2.5Y 6/6 Olive Brown*
 Deposit_Consistency *soft*
 Deposit_Inclusions *charcoal; burnt clay*
 Deposit_FillOf -
 Deposit_Below *922*
 Deposit_Above *925*
 Deposit_CutBy -
 Deposit_Thickness -

Discussion && Interpretation
Large amounts of charcoal, possibly representing a dump of material. Excavated in two spits - 923 and 924.

Context: 924 Site: MDT Trench: C9

Discussion && Interpretation
Equal to 923.

Context: 925 Site: MDT Trench: C9

Deposit_Sediment *Clay (with some silt)*
 Deposit_Colour *2.5Y 6/6 Olive Yellow*
 Deposit_Consistency *compact*
 Deposit_Inclusions *kankar*
 Deposit_FillOf -
 Deposit_Below *923=924*
 Deposit_Above *926*
 Deposit_CutBy -
 Deposit_Thickness -

Discussion && Interpretation
Kankar rich clay with some silt. Overlies natural 926.

Context: 926 Site: MDT Trench: C9

Deposit_Sediment ?
 Deposit_Colour ?
 Deposit_Consistency ?
 Deposit_Inclusions ?
 Deposit_FillOf -

Deposit_Below 925
 Deposit_Above -
 Deposit_CutBy -
 Deposit_Thickness -

Discussion && Interpretation
Natural Soil

Context: **1200** Site: **MDT** Trench: **C12**

Deposit_Sediment *mixed*
 Deposit_Colour *mixed*
 Deposit_Consistency *mixed*
 Deposit_Inclusions -
 Deposit_FillOf -
 Deposit_Below -
 Deposit_Above -
 Deposit_CutBy -
 Deposit_Thickness -

Discussion && Interpretation
Cleaning deposit

Context: **1201** Site: **MDT** Trench: **C12**

Masonry_Materials: *Brick*
 Masonry_SizeOfMaterials: *Large 50x40cm*
 Masonry_FinishOfMaterials: *Good finish*
 Masonry_Coursing: *1 course*
 Masonry_BondingMaterials: *mud mortar*
 Masonry_DirectionOfFaces: *facing up*
 Masonry_Form: *regular*
 Masonry_Dimensions: *entire trench*
 Masonry_InternalExternal: *internal*
 Masonry_Comments:

Discussion && Interpretation

Brick paving level which the Asokan temple wall <1202> is constructed over. It is cut by postholes [1203] and [1204]. This layer forms part of the pre-Asokan brick temple pavement.

Context: **1202** Site: **MDT** Trench: **C12**

Masonry_Materials: *Brick*
 Masonry_SizeOfMaterials: *36x25x7cm*
 Masonry_FinishOfMaterials: *Fairly well fired*
 Masonry_Coursing: *3 courses, underpinned by*
 Masonry_BondingMaterials: *mud mortar*
 Masonry_DirectionOfFaces: *west facing*
 Masonry_Form: *regular*
 Masonry_Dimensions: *150x25cm*
 Masonry_InternalExternal: *Internal*
 Masonry_Comments:

Discussion && Interpretation

Asokan period wall constructed over earlier brick paving. It is later cut by postholes [1203] and [1204].

Context: **1203** Site: **MDT** Trench: **C12**

Cut_ShapeInPlan *Almost circular*
 Cut_Sides *shallow*
 Cut_Bases *uneven*
 Cut_BreakOfSlope *gentle*
 Cut_Orientation *East-West*
 Cut_Cuts *1201; 1202*
 Cut_CutBy -
 Cut_FilledBy -
 Cut_Depth *0.14-0.15m*

Discussion && Interpretation

Shallow posthole that is cut into <1201>, and which has cut part of <1202>. No fill remains. It is likely that this cut was for a post to support a roof structure.

Context: **1204** Site: **MDT** Trench: **C12**

Cut_ShapeInPlan *Square*
 Cut_Sides *Vertical*
 Cut_Bases *Flat*
 Cut_BreakOfSlope *Steep*
 Cut_Orientation *North-South*
 Cut_Cuts *1201; 1202*
 Cut_CutBy -
 Cut_FilledBy *1205*
 Cut_Depth *0.23-0.24m*

Discussion && Interpretation

Deep posthole cut into <1201> and partially cutting <1202>. Likely to have been for a post used to support a roof structure.

Context: **1205** Site: **MDT** Trench: **C12**

Deposit_Sediment *Silty clay*
 Deposit_Colour *10YR 4/4 Dark Yellowish Brown*
 Deposit_Consistency *soft*
 Deposit_Inclusions *brickbat; brick*
 Deposit_FillOf *1204*
 Deposit_Below -
 Deposit_Above *1201*
 Deposit_CutBy -
 Deposit_Thickness

Discussion && Interpretation

Fill of posthole [1204], which is probably the remains of packing material at the base of the original post. Contains brick and brickbat.

HELIPAD

Context: **1301** Site: **LHP** Trench: **1**

Deposit_Sediment *Silt*
 Deposit_Colour *mixed*
 Deposit_Consistency *loose*
 Deposit_Inclusions *grass; roots; brickbat*
 Deposit_FillOf -
 Deposit_Below -
 Deposit_Above *1302*
 Deposit_CutBy -
 Deposit_Thickness -

Discussion && Interpretation

Surface clearance and vegetation clearance of surrounding area.

Context: **1302** Site: **LHP** Trench: **1**

Deposit_Sediment *Silty loam*
 Deposit_Colour *10YR 3/4 Dark Yellowish Brown*
 Deposit_Consistency *firm*
 Deposit_Inclusions *brickbat; roots*
 Deposit_FillOf -
 Deposit_Below *1301*
 Deposit_Above *1304; 1305*
 Deposit_CutBy -
 Deposit_Thickness *0.1m*

Discussion && Interpretation

Topsoil across Trench 1 containing modern material such as broken glass, foil wrappers.

Context: **1303** Site: **LHP** Trench: **2**

Deposit_Sediment *Silty loam*
 Deposit_Colour *10YR 3/4 Dark Yellowish Brown*
 Deposit_Consistency *firm*
 Deposit_Inclusions *brickbat; root*
 Deposit_FillOf -
 Deposit_Below -
 Deposit_Above *1307; 1308; 1309; 1311*
 Deposit_CutBy -
 Deposit_Thickness *0.1m*

Discussion && Interpretation
Topsail across Trench 2 containing modern material.

Context: **1304** Site: **LHP** Trench: **1**

Deposit_Sediment *Sandy loam*
 Deposit_Colour *2.5Y 5/2 Greyish Brown*
 Deposit_Consistency *moderate*
 Deposit_Inclusions *roots*
 Deposit_FillOf -
 Deposit_Below *1302*
 Deposit_Above *1317*
 Deposit_CutBy *1306*
 Deposit_Thickness *0.2m*

Discussion && Interpretation
Subsoil in Trench 1, which is cut by drainage ditch [1306] near its eastern edge.

Context: **1305** Site: **LHP** Trench: **1**

Deposit_Sediment *Sandy loam*
 Deposit_Colour *2.5Y 6/4 Light Yellowish Brown*
 Deposit_Consistency *moderate*
 Deposit_Inclusions *roots; pebbles*
 Deposit_FillOf *1306*
 Deposit_Below *1302*
 Deposit_Above -
 Deposit_CutBy -
 Deposit_Thickness *0.6m*

Discussion && Interpretation
Fill of drainage ditch [1306] at eastern end of Trench 1. Very mottled, suggesting periods of waterlogging and drying.

Context: **1306** Site: **LHP** Trench: **1**

Cut_ShapelInPlan *Linear*
 Cut_Sides *Shallow*
 Cut_Bases *Concave*
 Cut_BreakOfSlope *Gradual*
 Cut_Orientation *North-South*
 Cut_Cuts *1304*
 Cut_CutBy -
 Cut_FilledBy *1305*
 Cut_Depth *0.6m*

Discussion && Interpretation
North-south oriented drainage ditch running alongside modern road.

Context: **1307** Site: **LHP** Trench: **2**

Deposit_Sediment *Silt*
 Deposit_Colour *10YR 6/4 Light Yellowish Brown*
 Deposit_Consistency *moderate; friable*
 Deposit_Inclusions *brickbat; root*
 Deposit_FillOf -
 Deposit_Below *1303*
 Deposit_Above *1312*
 Deposit_CutBy *0*
 Deposit_Thickness *0.14m*

Discussion && Interpretation
Dump of brickbat from Rijal's eastern trench.

Context: **1308** Site: **LHP** Trench: **2**

Deposit_Sediment *Silt*
 Deposit_Colour *10YR 6/4 Light Yellowish Brown*
 Deposit_Consistency *moderate; friable*
 Deposit_Inclusions *brickbat; roots*
 Deposit_FillOf -
 Deposit_Below *1303*
 Deposit_Above *1313*
 Deposit_CutBy -
 Deposit_Thickness *0.4m*

Discussion && Interpretation
Brick rubble dump from Rijal's western trench, almost identical to (1307), but at the opposite end of Trench 2.

Context: **1309** Site: **LHP** Trench: **2**

Deposit_Sediment *Silt*
 Deposit_Colour *10YR 6/4*
 Deposit_Consistency *Light Yellowish Brown*
 Deposit_Inclusions *brickbat*
 Deposit_FillOf -
 Deposit_Below *1303*
 Deposit_Above *1314*
 Deposit_CutBy -
 Deposit_Thickness *0.2m*

Discussion && Interpretation
Brick rubble overlying western wall of Structure A,

Context: **1311** Site: **LHP** Trench: **2**

Masonry_Materials: *Brick*
 Masonry_SizeOfMaterials: *varied*
 Masonry_FinishOfMaterials: *squared*
 Masonry_Coursing: *staright at edge; haphazard*
 Masonry_BondingMaterials: *clay*
 Masonry_DirectionOfFaces: *east facing*
 Masonry_Form: *low, stepped wall or wall footing*
 Masonry_Dimensions: -
 Masonry_InternalExternal: *external*
 Masonry_Comments:

Discussion && Interpretation
Structural platform (Structure A), consisting of stepped and faced external walls. The interior is "crazy-paved" and each course is levelled horizontally using clay to smooth the surface.

Context: **1312** Site: **LHP** Trench: **2**

Deposit_Sediment *Silt*
 Deposit_Colour *10YR 5/4 Yellowish Brown*
 Deposit_Consistency *compact*
 Deposit_Inclusions *brickbat*
 Deposit_FillOf -
 Deposit_Below *1307*
 Deposit_Above *1323*
 Deposit_CutBy *1319*
 Deposit_Thickness *0.3m*

Discussion && Interpretation
Land surface dating to the 1970s. Lies underneath Rijal's brick rubble dump.

Context: **1313** Site: **LHP** Trench: **2**

Deposit_Sediment *Silt*
 Deposit_Colour *10YR 5/4 Yellowish Brown*

Deposit_Consistency *very hard*
 Deposit_Inclusions *brickbat*
 Deposit_FillOf -
 Deposit_Below *1308*
 Deposit_Above -
 Deposit_CutBy *1320*
 Deposit_Thickness *0.3m*

Discussion && Interpretation
Land surface dating to the 1970s. Lies underneath Rijal's brick rubble dump. Area below was not excavated.

Context: **1314** Site: **LHP** Trench: **2**

Masonry_Materials: *Brickbat*
 Masonry_SizeOfMaterials: *varied*
 Masonry_FinishOfMaterials: *squared*
 Masonry_Coursing: *6 courses are visible, haphazard*
 Masonry_BondingMaterials: *none visible*
 Masonry_DirectionOfFaces: *west facing*
 Masonry_Form: *structural platform*
 Masonry_Dimensions:
 Masonry_InternalExternal: *foundation*
 Masonry_Comments: *same as 1311*

Discussion && Interpretation
Lower courses of brick platform (Structure A), covered by structural slump <1309>

Context: **1315** Site: **LHP** Trench: **3**

Deposit_Sediment *Silty loam*
 Deposit_Colour *10YR 4/3 Brown*
 Deposit_Consistency *loose; soft*
 Deposit_Inclusions *roots*
 Deposit_FillOf -
 Deposit_Below -
 Deposit_Above *1316*
 Deposit_CutBy -
 Deposit_Thickness *0.02*

Discussion && Interpretation
Surface cleaning at northern end of Rijal's eastern trench

Context: **1316** Site: **LHP** Trench: **3**

Deposit_Sediment *Silty loam*
 Deposit_Colour *10YR 4/3 Brown*
 Deposit_Consistency *soft*
 Deposit_Inclusions *roots; brickbat*
 Deposit_FillOf *1319*
 Deposit_Below *1315*
 Deposit_Above *1318; 1307*
 Deposit_CutBy -
 Deposit_Thickness *0.1m*

Discussion && Interpretation
Topsail over northern end of Rijal's eastern trench [1319]

Context: **1317** Site: **LHP** Trench: **1**

Deposit_Sediment *Silt*
 Deposit_Colour *10YR 6/3 Pale Brown*
 Deposit_Consistency *hard; friable*
 Deposit_Inclusions *brickbat*
 Deposit_FillOf -
 Deposit_Below *1304*
 Deposit_Above *1327*
 Deposit_CutBy -
 Deposit_Thickness *0.2m*

Discussion && Interpretation

Spread of old bricks at western end of Trench 1, that are not structural and are likely a redeposit of material.

Context: **1318** Site: **LHP** Trench: **3**

Deposit_Sediment *Silt*
 Deposit_Colour *10YR 5/4 Yellowish Brown*
 Deposit_Consistency *soft; loose*
 Deposit_Inclusions *brickbat; roots*
 Deposit_FillOf -
 Deposit_Below *1316*
 Deposit_Above *1324*
 Deposit_CutBy -
 Deposit_Thickness *0.26m*

Discussion && Interpretation
Platform slump or collapse from the northeastern corner of Structure A, overlying in situ platform foundation <1324>.

Context: **1319** Site: **LHP** Trench: **2**

Cut_ShapelInPlan *Linear*
 Cut_Sides *Concave*
 Cut_Bases *Concave*
 Cut_BreakOfSlope *Moderate*
 Cut_Orientation *North-South*
 Cut_Cuts *1312*
 Cut_CutBy -
 Cut_FilledBy *1303*
 Cut_Depth *0.2m*

Discussion && Interpretation
Cut of Rijal's eastern trench, exposing east facing flank of Structure A

Context: **1320** Site: **LHP** Trench: **2**

Cut_ShapelInPlan *Linear*
 Cut_Sides *Gently sloped*
 Cut_Bases *Concave*
 Cut_BreakOfSlope *Gradual*
 Cut_Orientation *North-South*
 Cut_Cuts *1313*
 Cut_CutBy -
 Cut_FilledBy *1303*
 Cut_Depth *0.15m*

Discussion && Interpretation
Cut of Rijal's western trench, exposing west facing flank of Structure A

Context: **1321** Site: **LHP** Trench:

Deposit_Sediment *Silty loam*
 Deposit_Colour *10YR 4/3 Brown*
 Deposit_Consistency *soft; loose*
 Deposit_Inclusions *roots*
 Deposit_FillOf -
 Deposit_Below -
 Deposit_Above -
 Deposit_CutBy -
 Deposit_Thickness *0.01m*

Discussion && Interpretation
Surface clearing of grass from the surface of Structure A

Context: **1322** Site: **LHP** Trench: **2**

Deposit_Sediment *Silt*
 Deposit_Colour *10YR 6/4 Light Yellowish Brown*
 Deposit_Consistency *hard; friable*
 Deposit_Inclusions *brickbat*

Deposit_FillOf -
Deposit_Below 1303
Deposit_Above 1311
Deposit_CutBy -
Deposit_Thickness 0.1m

Discussion && Interpretation
An extension of brick rubble (1309), extending over the entire surface of Structure A

Context: **1323** Site: **LHP** Trench: **2**

Deposit_Sediment *Silt*
Deposit_Colour *10YR 6/2 Light Brown Grey*
Deposit_Consistency *very hard*
Deposit_Inclusions *brickbat; ceramic*
Deposit_FillOf -
Deposit_Below *1312; 1311*
Deposit_Above *1329*
Deposit_CutBy *1319*
Deposit_Thickness *0.6*

Discussion && Interpretation
Palaeosurface below Structure A, that is rich in ceramics (inc. pNBP). Represents gradual accumulation of material against the eastern edge of Structure A

Context: **1324** Site: **LHP** Trench: **3**

Masonry_Materials: *Brickbat*
Masonry_SizeOfMaterials: *Varied*
Masonry_FinishOfMaterials: *Levelled, but using broken bricks*
Masonry_Coursing: *Haphazard; 1 extant course with*
Masonry_BondingMaterials: *none*
Masonry_DirectionOfFaces: *-*
Masonry_Form: *interior of structural platform*
Masonry_Dimensions: *-*
Masonry_InternalExternal: *foundation*
Masonry_Comments: *equal to <1311> and <1314>*

Discussion && Interpretation
Badly damaged part of Structure A.

Context: **1325** Site: **LHP** Trench: **3**

Masonry_Materials: *Brickbat*
Masonry_SizeOfMaterials: *Varied*
Masonry_FinishOfMaterials: *Sharp breaks*
Masonry_Coursing: *Single course; haphazard*
Masonry_BondingMaterials: *cultural clay*
Masonry_DirectionOfFaces: *East and West*
Masonry_Form: *Wall footing, or paving*
Masonry_Dimensions: *0.26x0.50x0.07m*
Masonry_InternalExternal: *External*
Masonry_Comments:

Discussion && Interpretation

Context: **1326** Site: **LHP** Trench: **1**

Deposit_Sediment *Silty loam*
Deposit_Colour *10YR 5/3 Brown*
Deposit_Consistency *loose*
Deposit_Inclusions *brick; roots*
Deposit_FillOf -
Deposit_Below *1302*
Deposit_Above *1304*
Deposit_CutBy -
Deposit_Thickness -

Discussion && Interpretation

Modern flowerbed below topsoil

Context: **1327** Site: **LHP** Trench: **1**

Deposit_Sediment *Silt*
Deposit_Colour *10YR 6/2 Light Brownish Grey*
Deposit_Consistency *hard*
Deposit_Inclusions *brickbat flecks*
Deposit_FillOf -
Deposit_Below *1317*
Deposit_Above -
Deposit_CutBy -
Deposit_Thickness -

Discussion && Interpretation
Palaeosurface below (1317). Not excavated.

Context: **1328** Site: **LHP** Trench: **4**

Deposit_Sediment *Silty loam*
Deposit_Colour *10YR 3/4 Dark Yellowish Brown*
Deposit_Consistency *moderate*
Deposit_Inclusions *brickbat*
Deposit_FillOf *1339*
Deposit_Below *1321*
Deposit_Above *1330*
Deposit_CutBy -
Deposit_Thickness *0.12m*

Discussion && Interpretation
Upper fill of Rijal's cell trench. Represents topsoil and modern activity

Context: **1329** Site: **LHP** Trench: **2**

Deposit_Sediment *Silt*
Deposit_Colour *10YR 6/2 Light Brownish Grey*
Deposit_Consistency *hard*
Deposit_Inclusions *brickbat; brick flecks*
Deposit_FillOf -
Deposit_Below *1323; 1347*
Deposit_Above *1331; 1333*
Deposit_CutBy -
Deposit_Thickness *0.45m*

Discussion && Interpretation
Palaeosurface below (1323), and running below Structure A's earliest level. Contains CIW and pNBP.

Context: **1330** Site: **LHP** Trench: **4**

Deposit_Sediment *Silty clay*
Deposit_Colour *10YR 6/3 Pale Brown*
Deposit_Consistency *very hard*
Deposit_Inclusions *brickbat; pebbles*
Deposit_FillOf *1339*
Deposit_Below *1328*
Deposit_Above *1336*
Deposit_CutBy -
Deposit_Thickness *0.38m*

Discussion && Interpretation
Secondary fill of Rijal's excavation trench in centre of structure.

Context: **1331** Site: **LHP** Trench: **2**

Deposit_Sediment *Silty clay*
Deposit_Colour *2.5Y 4/3 Olive Brown*
Deposit_Consistency *soft; moderate*
Deposit_Inclusions *charcoal flecks*
Deposit_FillOf *1332*

Deposit_Below 1329
Deposit_Above -
Deposit_CutBy -
Deposit_Thickness 0.1m

Discussion && Interpretation

Fill of shallow pit, only exposed in southern edge of Trench 2a

Context: **1332** Site: **LHP** Trench: **2**

Cut_ShapeInPlan *Circular*
Cut_Sides *Gently sloping*
Cut_Bases *Unexcavated*
Cut_BreakOfSlope *Gradual*
Cut_Orientation -
Cut_Cuts 1333
Cut_CutBy -
Cut_FilledBy 1331
Cut_Depth 0.1m

Discussion && Interpretation

Pit cut only exposed in southern edge of trench.

Context: **1333** Site: **LHP** Trench: **2**

Deposit_Sediment *Silt*
Deposit_Colour *5Y 7/1 Light Grey*
Deposit_Consistency *Very friable*
Deposit_Inclusions *charcoal flecking*
Deposit_FillOf 1346
Deposit_Below 1329
Deposit_Above 1338
Deposit_CutBy 1332
Deposit_Thickness

Discussion && Interpretation

Hollow sounding grey cultural material includes pNBP and CIW. Fill of pit, and very similar in shape and morphology of the bell pits in Trench P on the Village Mound

Context: **1334** Site: **LHP** Trench: **4**

Deposit_Sediment *Silty clay-*
Deposit_Colour *2.5Y 5/3 Light Olive Brown*
Deposit_Consistency *very hard; compact*
Deposit_Inclusions *redeposited natural; brickbat*
Deposit_FillOf -
Deposit_Below 1330
Deposit_Above 1337
Deposit_CutBy 1339
Deposit_Thickness 0.2m

Discussion && Interpretation

Possible mud platform, below brick platform (str. A). Overlies earlier platform <1337>

Context: **1335** Site: **LHP** Trench: **2**

Deposit_Sediment *Silty clay*
Deposit_Colour *2.5Y 5/3 Light Olive Brown*
Deposit_Consistency *very hard; compact*
Deposit_Inclusions *manganese flecking*
Deposit_FillOf -
Deposit_Below 1311
Deposit_Above 1337
Deposit_CutBy -
Deposit_Thickness 0.2m

Discussion && Interpretation

Similar to (1323) and contains lots of redeposited natural

Context: **1336** Site: **LHP** Trench: **4**

Masonry_Materials: *Brickbat*
Masonry_SizeOfMaterials: *Varied*
Masonry_FinishOfMaterials: *Squared edges; but uneven*
Masonry_Coursing: *Single course; haphazard*
Masonry_BondingMaterials: *Mud with cultural material*
Masonry_DirectionOfFaces: *Up and down*
Masonry_Form: *Structural Platform*
Masonry_Dimensions: -
Masonry_InternalExternal: *Internal*
Masonry_Comments: *1337*

Discussion && Interpretation

Earlier phase of brick platform sealed by mud platform

Context: **1337** Site: **LHP** Trench: **2**

Masonry_Materials: *Brickbat*
Masonry_SizeOfMaterials: *Varied*
Masonry_FinishOfMaterials: *Cut*
Masonry_Coursing: *Single course; haphazard*
Masonry_BondingMaterials: *Mud*
Masonry_DirectionOfFaces: -
Masonry_Form: *Platform*
Masonry_Dimensions: *0.10m thick*
Masonry_InternalExternal: *Internal/Foundation*
Masonry_Comments: *Similar to <1336>*

Discussion && Interpretation

Third layer of brick paving (equal to <1336>) below mud platform (1335).

Context: **1338** Site: **LHP** Trench: **2**

Deposit_Sediment *Silty*
Deposit_Colour *mixed*
Deposit_Consistency *lard; friable*
Deposit_Inclusions *charcoal*
Deposit_FillOf 1346
Deposit_Below 1333
Deposit_Above -
Deposit_CutBy -
Deposit_Thickness -

Discussion && Interpretation

Secondary fill of bell shaped pit [1346], rich in ceramics and occasional burnt bone.

Context: **1339** Site: **LHP** Trench: **4**

Cut_ShapeInPlan *Rectangular*
Cut_Sides *Vertical*
Cut_Bases *Flat*
Cut_BreakOfSlope *Sudden*
Cut_Orientation *East-West*
Cut_Cuts 1340, 1334
Cut_CutBy -
Cut_FilledBy 1328, 1330
Cut_Depth 0.6m

Discussion && Interpretation

Rectangular excavation trench cut by Rijal through the southern centre of Structure A. Stopped at second brick platform.

Context: **1340** Site: **LHP** Trench: **4**

Masonry_Materials: *Brickbat*
Masonry_SizeOfMaterials: *Varied*
Masonry_FinishOfMaterials: *Varied; cut to fit*
Masonry_Coursing: *7 courses; haphazard*
Masonry_BondingMaterials: *Mud/clay*
Masonry_DirectionOfFaces: -

Masonry_Form: *Structural Platform*
 Masonry_Dimensions: *c.10mx8m*
 Masonry_InternalExternal: *Internal*
 Masonry_Comments: *cut by Rijal's trench*

Discussion && Interpretation
Uppermost layer of Structure A.

Context: **1341** Site: **LHP** Trench: **2**

Deposit_Sediment *Silty clay*
 Deposit_Colour *2.5Y 5/3 Light Olive Brown*
 Deposit_Consistency *Hard*
 Deposit_Inclusions -
 Deposit_FillOf -
 Deposit_Below *1337*
 Deposit_Above *1343*
 Deposit_CutBy -
 Deposit_Thickness *0.13m*

Discussion && Interpretation
Clay packing between paving <1337> and <1343>

Context: **1342** Site: **LHP** Trench: **2**

Deposit_Sediment *mixed*
 Deposit_Colour *mixed*
 Deposit_Consistency *mixed*
 Deposit_Inclusions -
 Deposit_FillOf -
 Deposit_Below -
 Deposit_Above -
 Deposit_CutBy -
 Deposit_Thickness -

Discussion && Interpretation
Section cutting and cleaning

Context: **1343** Site: **LHP** Trench: **2**

Masonry_Materials: *Brickbat*
 Masonry_SizeOfMaterials: *Varied*
 Masonry_FinishOfMaterials: *Varied*
 Masonry_Coursing: *Single course*
 Masonry_BondingMaterials: *Mud*
 Masonry_DirectionOfFaces: -
 Masonry_Form: *Foundation*
 Masonry_Dimensions: *0.1m thick*
 Masonry_InternalExternal: *Foundation*
 Masonry_Comments: -

Discussion && Interpretation
Second layer of brick foundation.

Context: **1344** Site: **LHP** Trench: **2**

Deposit_Sediment *Silty clay*
 Deposit_Colour *2.5Y 5/3 Olive Brown*
 Deposit_Consistency *very hard*
 Deposit_Inclusions *brickbat flecks*
 Deposit_FillOf -
 Deposit_Below *1343*
 Deposit_Above *1345*
 Deposit_CutBy -
 Deposit_Thickness *0.13m*

Discussion && Interpretation
Clay packing between brick foundation layers <1343> and <1345>

Context: **1345** Site: **LHP** Trench: **2**

Masonry_Materials: *Brickbat*
 Masonry_SizeOfMaterials: *Varied*
 Masonry_FinishOfMaterials: *Varied*
 Masonry_Coursing: *Single course*
 Masonry_BondingMaterials: *Clay*
 Masonry_DirectionOfFaces: -
 Masonry_Form: *Foundation*
 Masonry_Dimensions: *0.1m*
 Masonry_InternalExternal: *Foundation*
 Masonry_Comments:

Discussion && Interpretation
Earliest layer of brick paving/foundation.

Context: **1346** Site: **LHP** Trench: **2**

Cut_ShapeInPlan *Circular*
 Cut_Sides *Bell/concave*
 Cut_Bases *Flat*
 Cut_BreakOfSlope *Sudden*
 Cut_Orientation -
 Cut_Cuts *1349*
 Cut_CutBy -
 Cut_FilledBy *1338; 1333*
 Cut_Depth

Discussion && Interpretation
Bell-shaped pit at the base of Trench 2

Context: **1347** Site: **LHP** Trench: **2**

Deposit_Sediment *Silty clay*
 Deposit_Colour *2.5Y 5/3 Light Olive Brown*
 Deposit_Consistency *very compact; hard*
 Deposit_Inclusions -
 Deposit_FillOf -
 Deposit_Below *1345*
 Deposit_Above *1329*
 Deposit_CutBy -
 Deposit_Thickness *0.13m*

Discussion && Interpretation

Context: **1348** Site: **LHP** Trench: **2**

Deposit_Sediment *Silty clay*
 Deposit_Colour *Mixed*
 Deposit_Consistency *firm*
 Deposit_Inclusions *charcoal; ceramics*
 Deposit_FillOf -
 Deposit_Below -
 Deposit_Above *1349*
 Deposit_CutBy *1346*
 Deposit_Thickness

Discussion && Interpretation
Redeposited natural, cut by large bell-shaped pit [1346]. It is only visible at the very edge of trench, and its relationship with higher contexts is not clear.

Context: **1349** Site: **LHP** Trench: **2**

Deposit_Sediment *Clay*
 Deposit_Colour *Mottled/Mixed*
 Deposit_Consistency *hard*
 Deposit_Inclusions *charcoal flecks*
 Deposit_FillOf -
 Deposit_Below *1338*
 Deposit_Above -

Deposit_CutBy 1352; 1353
Deposit_Thickness

Discussion && Interpretation
Redeposited natural with pits cut into it

Context: 1350 Site: LHP Trench: 2

Deposit_Sediment *Silt*
Deposit_Colour *10YR 5/1 Grey*
Deposit_Consistency *soft*
Deposit_Inclusions *charcoal*
Deposit_FillOf *1352*
Deposit_Below *1348*
Deposit_Above -
Deposit_CutBy -
Deposit_Thickness

Discussion && Interpretation
Fill of pit [1352]

Context: 1351 Site: LHP Trench: 2

Deposit_Sediment *Silt*
Deposit_Colour *10YR 5/1 Grey*
Deposit_Consistency *soft*
Deposit_Inclusions *charcoal*
Deposit_FillOf *1353*
Deposit_Below *1348*
Deposit_Above -
Deposit_CutBy -
Deposit_Thickness -

Discussion && Interpretation
Fill of pit [1353]

Context: 1352 Site: LHP Trench: 2

Cut_ShapelnPlan *Circular*
Cut_Sides -
Cut_Bases -
Cut_BreakOfSlope -
Cut_Orientation -
Cut_Cuts *1349*
Cut_CutBy -
Cut_FilledBy *1350*
Cut_Depth -

Discussion && Interpretation
Pit cut in western end of Trench 2

Context: 1353 Site: LHP Trench: 2

Cut_ShapelnPlan *Circular*
Cut_Sides -
Cut_Bases -
Cut_BreakOfSlope -
Cut_Orientation -
Cut_Cuts *1349*
Cut_CutBy -
Cut_FilledBy *1351*
Cut_Depth -

Discussion && Interpretation
Pit cut into eastern end of Trench 2

NURSERY WELL

Context: 1601 Site: LNW Trench: 1

Deposit_Sediment *mixed*

Deposit_Colour *mixed*
Deposit_Consistency *mixed*
Deposit_Inclusions -
Deposit_FillOf -
Deposit_Below -
Deposit_Above -
Deposit_CutBy -
Deposit_Thickness -

Discussion && Interpretation
Surface collection and vegetation clearing

Context: 1602 Site: LNW Trench: 1

Deposit_Sediment *mixed*
Deposit_Colour *mixed*
Deposit_Consistency *mixed*
Deposit_Inclusions -
Deposit_FillOf -
Deposit_Below -
Deposit_Above -
Deposit_CutBy -
Deposit_Thickness -

Discussion && Interpretation
Surface collection of ceramics from a dense scatter to southwest of well fence

Context: 1603 Site: LNW Trench: 1

Masonry_Materials: *Brick*
Masonry_SizeOfMaterials: *22-24xmx15cmx26-46cm*
Masonry_FinishOfMaterials: *Well finished and decorated*
Masonry_Coursing: *Several courses in a series of*
Masonry_BondingMaterials:
Masonry_DirectionOfFaces: *Faces inwards*
Masonry_Form: *Circular*
Masonry_Dimensions: -
Masonry_InternalExternal: -
Masonry_Comments: -

Discussion && Interpretation
Brick well excavated by Rijal. Well is 1.1m deep before excavation. It measures 1.3m in internal diameter and 1.55 in external diameter. There are 5 visible extant courses before excavation, although the uppermost course has only two bricks remaining. Every course of brick is decorated with a different symbol.

Context: 1604 Site: LNW Trench: 1

Deposit_Sediment *sandy silt*
Deposit_Colour *10YR 6/3 Brown*
Deposit_Consistency *very friable*
Deposit_Inclusions *brickbats; roots*
Deposit_FillOf -
Deposit_Below *1601*
Deposit_Above *1605*
Deposit_CutBy -
Deposit_Thickness *0.3m*

Discussion && Interpretation
Localised brick tip to east of Trench 1, northeast of the well. Most likely from Rijal's excavations. Contains almost no ceramics.

Context: 1605 Site: LNW Trench: 1

Deposit_Sediment *Silt*
Deposit_Colour *2.5Y 6/2 Light Brownish Grey*

Deposit_Consistency *compact; friable*
 Deposit_Inclusions *roots; brickbat*
 Deposit_FillOf -
 Deposit_Below *1604*
 Deposit_Above *1609*
 Deposit_CutBy *1606*
 Deposit_Thickness *0.4*

Discussion && Interpretation
Subsoil across trench below shallow topsoil. Overlain by brick dump (1604).

Context: **1606** Site: **LNW** Trench: **1**

Cut_ShapelInPlan *Rectangular*
 Cut_Sides *Vertical*
 Cut_Bases *V-Shaped*
 Cut_BreakOfSlope *Sudden*
 Cut_Orientation -
 Cut_Cuts *1605*
 Cut_CutBy -
 Cut_FilledBy -
 Cut_Depth *0.4m*

Discussion && Interpretation
Posthole cut for modern protective fencepost. No fill

Context: **1607** Site: **LNW** Trench: **1**

Cut_ShapelInPlan *Sub-circular*
 Cut_Sides *Very uneven*
 Cut_Bases *Sloping towards well*
 Cut_BreakOfSlope *Gradual*
 Cut_Orientation -
 Cut_Cuts *1605*
 Cut_CutBy -
 Cut_FilledBy *1601*
 Cut_Depth *0.4*

Discussion && Interpretation
Cut of Rijal's excavation trench surrounding well head. Uneven but broadly concave.

Context: **1608** Site: **LNW** Trench: **1**

Deposit_Sediment *Silt*
 Deposit_Colour *2.5Y 5/4 Light Olive Brown*
 Deposit_Consistency *compact*
 Deposit_Inclusions *ceramics; roots*
 Deposit_FillOf *1607*
 Deposit_Below *1605*
 Deposit_Above *1609*
 Deposit_CutBy -
 Deposit_Thickness *0.2*

Discussion && Interpretation
Localised dump of ceramic sherds, almost certainly from Rijal's excavations. Runs into north and east facing sections and surrounds the well head.

Context: **1609** Site: **LNW** Trench: **1**

Deposit_Sediment *Silt*
 Deposit_Colour *2.5Y 6/4 Light Yellowish Brown*
 Deposit_Consistency *firm; friable*
 Deposit_Inclusions *manganese; ceramics; brickbat*
 Deposit_FillOf -
 Deposit_Below *1605; 1608*
 Deposit_Above *1618*
 Deposit_CutBy *1607*

Deposit_Thickness *0.1m*

Discussion && Interpretation
Palaeosurface cut by Rijal's excavation trench. Equal to 1618

Context: **1610** Site: **LNW** Trench: **1**

Deposit_Sediment *Silt*
 Deposit_Colour *2.5Y 5/3 Light Yellowish Brown*
 Deposit_Consistency *loose*
 Deposit_Inclusions *brickbat; pottery; roots*
 Deposit_FillOf -
 Deposit_Below -
 Deposit_Above -
 Deposit_CutBy -
 Deposit_Thickness -

Discussion && Interpretation
Cleaning of well head

Context: **1611** Site: **LNW** Trench: **1**

Cut_ShapelInPlan *Square*
 Cut_Sides *Vertical*
 Cut_Bases *V-Shaped*
 Cut_BreakOfSlope *Sudden*
 Cut_Orientation -
 Cut_Cuts *1609*
 Cut_CutBy -
 Cut_FilledBy -
 Cut_Depth *0.15*

Discussion && Interpretation
Posthole cut for modern protective fencepost. No fill

Context: **1612** Site: **LNW** Trench: **1**

Deposit_Sediment *Silt*
 Deposit_Colour *2.5Y 7/3 Pale Brown*
 Deposit_Consistency *firm; friable*
 Deposit_Inclusions *roots*
 Deposit_FillOf *1603*
 Deposit_Below *1610*
 Deposit_Above *1613*
 Deposit_CutBy -
 Deposit_Thickness *0.2m*

Discussion && Interpretation
Upper fill of the well, washed in after Rijal's excavations

Context: **1613** Site: **LNW** Trench: **1**

Deposit_Sediment *Silty clay*
 Deposit_Colour *2.5Y 6/4 Light Yellowish Brown (10%)*
 Deposit_Consistency *firm; sticky*
 Deposit_Inclusions *brickbat; ceramics*
 Deposit_FillOf *1603*
 Deposit_Below *1612*
 Deposit_Above -
 Deposit_CutBy -
 Deposit_Thickness -

Discussion && Interpretation
Lower fill of well. Very mixed material containing fragments of well brick, paving brick and ceramics. Not fully excavated.

Context: **1614** Site: **LNW** Trench: **1**

Cut_ShapelInPlan *Curvilinear*
 Cut_Sides *Steeply sloped*
 Cut_Bases *Unexcavated*

Cut_BreakOfSlope *Sudden*
 Cut_Orientation *Surrounds Well*
 Cut_Cuts *1618*
 Cut_CutBy -
 Cut_FilledBy *1617*
 Cut_Depth -

Discussion && Interpretation
Cut of Rijal's excavation trench around the well. Cuts the original construction cut of the well.

Context: **1615** Site: **LNW** Trench: **1**

Cut_ShapelnPlan *Square*
 Cut_Sides *Vertical*
 Cut_Bases *Flat*
 Cut_BreakOfSlope *Sudden*
 Cut_Orientation -
 Cut_Cuts *1609*
 Cut_CutBy -
 Cut_FilledBy *1616*
 Cut_Depth *0.05*

Discussion && Interpretation
Possible posthole cut into (1609), only identified by differential drying. Very shallow suggesting a modern post hammered in from above - i.e. Part of old fenceline

Context: **1616** Site: **LNW** Trench: **1**

Deposit_Sediment *Sandy silt*
 Deposit_Colour -
 Deposit_Consistency *soft*
 Deposit_Inclusions -
 Deposit_FillOf *1615*
 Deposit_Below *1605*
 Deposit_Above -
 Deposit_CutBy -
 Deposit_Thickness *0.05m*

Discussion && Interpretation
Fill of posthole

Context: **1617** Site: **LNW** Trench: **1**

Deposit_Sediment *Silt*
 Deposit_Colour *2.5Y 5/2 Greyish Brown*
 Deposit_Consistency *moderate; firm*
 Deposit_Inclusions *ceramics; brickbat*
 Deposit_FillOf *1614*
 Deposit_Below *1608*
 Deposit_Above *1621*
 Deposit_CutBy -
 Deposit_Thickness *0.4m*

Discussion && Interpretation
Ceramic rich fill of Rijal's excavation of the well construction cut

Context: **1619** Site: **LNW** Trench: **1**

Cut_ShapelnPlan *Sub-rectangular*
 Cut_Sides *Uneven*
 Cut_Bases *Stepped*
 Cut_BreakOfSlope *Moderate*
 Cut_Orientation *East-West*
 Cut_Cuts *1609; 1622*
 Cut_CutBy *1614*
 Cut_FilledBy *1620*
 Cut_Depth -

Discussion && Interpretation
Possible access cut to well construction, subsequently cut by Rijal's trench

Context: **1620** Site: **LNW** Trench: **1**

Deposit_Sediment *Silt*
 Deposit_Colour *2.5Y 5/2 Greyish Brown*
 Deposit_Consistency *soft; sticky*
 Deposit_Inclusions *ceramics*
 Deposit_FillOf *1619*
 Deposit_Below *1605*
 Deposit_Above -
 Deposit_CutBy -
 Deposit_Thickness *0.25m*

Discussion && Interpretation
Ceramic rich fill of Rijal's trench

Context: **1621** Site: **LNW** Trench: **1**

Deposit_Sediment *Silty clay*
 Deposit_Colour *2.5Y Greyish Brown*
 Deposit_Consistency *firm*
 Deposit_Inclusions *charcoal; kankar*
 Deposit_FillOf *1622*
 Deposit_Below -
 Deposit_Above -
 Deposit_CutBy *1614*
 Deposit_Thickness *0.5m*

Discussion && Interpretation
Original fill of well construction cut. Truncated by Rijal's excavation trench. Contains redeposited natural and kankar

Context: **1622** Site: **LNW** Trench: **1**

Cut_ShapelnPlan *Circular*
 Cut_Sides *Vertical*
 Cut_Bases *Unexcavated*
 Cut_BreakOfSlope *Sudden*
 Cut_Orientation -
 Cut_Cuts *1623*
 Cut_CutBy *1614*
 Cut_FilledBy *1603*
 Cut_Depth

Discussion && Interpretation
Original well construction cut. Not fully excavated.

Context: **1623** Site: **LNW** Trench: **1**

Deposit_Sediment *Silty clay*
 Deposit_Colour *2.5Y 6/8 Olive Yellow*
 Deposit_Consistency *very firm*
 Deposit_Inclusions *manganese flecking*
 Deposit_FillOf -
 Deposit_Below *1609=1618*
 Deposit_Above -
 Deposit_CutBy *1622*
 Deposit_Thickness

Discussion && Interpretation
Natural clay

MONASTERY

Context: **5000** Site: **LMS** Trench: **3**

Deposit_Sediment *Sandy*

Deposit_Colour *10YR 4/1 Dark Grey*
Deposit_Consistency *loose; friable*
Deposit_Inclusions *grass*
Deposit_FillOf -
Deposit_Below -
Deposit_Above *5001*
Deposit_CutBy -
Deposit_Thickness *0.1m*

Discussion && Interpretation
Topsoil of trench.

Context: **5001** Site: **LMS** Trench: **3**

Deposit_Sediment *Silt*
Deposit_Colour *10YR 5/4 Yellowish Brown*
Deposit_Consistency *soft*
Deposit_Inclusions *modern bricks*
Deposit_FillOf -
Deposit_Below *5000*
Deposit_Above *5005; 5006*
Deposit_CutBy
Deposit_Thickness

Discussion && Interpretation
Subsoil rubble layer containing lots of modern and ancient bricks.

Context: **5002** Site: **LMS** Trench: **3**

Masonry_Materials: *Brick*
Masonry_SizeOfMaterials:
Masonry_FinishOfMaterials:
Masonry_Coursing:
Masonry_BondingMaterials:
Masonry_DirectionOfFaces:
Masonry_Form:
Masonry_Dimensions:
Masonry_InternalExternal:
Masonry_Comments:

Discussion && Interpretation
First phase of upper brick wall

Context: **5003** Site: **LMS** Trench: **3**

Masonry_Materials: *Brick*
Masonry_SizeOfMaterials:
Masonry_FinishOfMaterials:
Masonry_Coursing:
Masonry_BondingMaterials:
Masonry_DirectionOfFaces:
Masonry_Form:
Masonry_Dimensions:
Masonry_InternalExternal:
Masonry_Comments:

Discussion && Interpretation
Second phase of upper brick wall.

Context: **5005** Site: **LMS** Trench: **3**

Deposit_Sediment *Silt*
Deposit_Colour *10YR 5/8 Yellowish Brown*
Deposit_Consistency *friable*
Deposit_Inclusions -
Deposit_FillOf -
Deposit_Below *5001*
Deposit_Above *5006; 5011*
Deposit_CutBy -

Deposit_Thickness -

Discussion && Interpretation

Context: **5006** Site: **LMS** Trench: **3**

Deposit_Sediment *Clay*
Deposit_Colour *10YR 6/4 Light Yellowish Brown*
Deposit_Consistency *compact*
Deposit_Inclusions *bricks*
Deposit_FillOf -
Deposit_Below *5001*
Deposit_Above
Deposit_CutBy -
Deposit_Thickness -

Discussion && Interpretation

Context: **5007** Site: **LMS** Trench: **3**

Discussion && Interpretation
Context assigned to section cleaning

Context: **5008** Site: **LMS** Trench: **3**

Masonry_Materials: *Brick*
Masonry_SizeOfMaterials:
Masonry_FinishOfMaterials:
Masonry_Coursing:
Masonry_BondingMaterials:
Masonry_DirectionOfFaces:
Masonry_Form:
Masonry_Dimensions:
Masonry_InternalExternal:
Masonry_Comments:

Discussion && Interpretation
Third phase of upper brick wall

Context: **5009** Site: **LMS** Trench: **3**

Masonry_Materials: *Brick*
Masonry_SizeOfMaterials:
Masonry_FinishOfMaterials:
Masonry_Coursing:
Masonry_BondingMaterials:
Masonry_DirectionOfFaces:
Masonry_Form:
Masonry_Dimensions:
Masonry_InternalExternal:
Masonry_Comments:

Discussion && Interpretation
Brick paving in the northwest of the trench. Is the same as 5010.

Context: **5010** Site: **LMS** Trench: **3**

Masonry_Materials: *Brick*
Masonry_SizeOfMaterials:
Masonry_FinishOfMaterials:
Masonry_Coursing:
Masonry_BondingMaterials:
Masonry_DirectionOfFaces:
Masonry_Form:
Masonry_Dimensions:
Masonry_InternalExternal:
Masonry_Comments:

Discussion && Interpretation

Brick paving in the southeast of the trench. Is the same as 5009. It is cut by 5019.

Context: **5011** Site: **LMS** Trench: **3**
 Deposit_Sediment *Silty; some clay*
 Deposit_Colour *10YR 5/3 Brown*
 Deposit_Consistency *loose*
 Deposit_Inclusions *brickbat flecks; kankar*
 Deposit_FillOf -
 Deposit_Below *5005*
 Deposit_Above ?
 Deposit_CutBy -
 Deposit_Thickness -

Discussion && Interpretation
Clay deposit that is deep in the northern part of the trench, but rises sharply and is shallow in the southern part of the trench. It is the secondary fill of cut [5040].

Context: **5012** Site: **LMS** Trench: **3**
 Deposit_Sediment *Silty clay*
 Deposit_Colour *10YR 5/3 Brown*
 Deposit_Consistency *compact*
 Deposit_Inclusions *bricks; brickbats*
 Deposit_FillOf *5020*
 Deposit_Below *5008*
 Deposit_Above *5014*
 Deposit_CutBy -
 Deposit_Thickness -

Discussion && Interpretation
Fill of cut 5040

Context: **5013** Site: **LMS** Trench: **3**
 Deposit_Sediment *Silty*
 Deposit_Colour *10YR 4/2 Dark Greyish Brown*
 Deposit_Consistency *loose*
 Deposit_Inclusions *charcoal; brickbats*
 Deposit_FillOf *5020*
 Deposit_Below *5011*
 Deposit_Above *5020*
 Deposit_CutBy -
 Deposit_Thickness -

Discussion && Interpretation
Burnt layer containing lots of charcoal that is the primary fill of cut [5020].

Context: **5014** Site: **LMS** Trench: **3**
 Deposit_Sediment *Clay*
 Deposit_Colour *10YR 4/4 Brown*
 Deposit_Consistency *compact*
 Deposit_Inclusions *brickbat flecks; tile*
 Deposit_FillOf -
 Deposit_Below *5012; 5015*
 Deposit_Above *5016; 5023*
 Deposit_CutBy *5019*
 Deposit_Thickness -

Discussion && Interpretation
Clean layer of clay that partially underlies wall <5022>.

Context: **5015** Site: **LMS** Trench: **3**
 Deposit_Sediment *Silty*
 Deposit_Colour *10YR 4/4 Dark Yellowish Brown*

Deposit_Consistency *soft*
 Deposit_Inclusions *brickbats*
 Deposit_FillOf -
 Deposit_Below *5012; 5020*
 Deposit_Above *5014*
 Deposit_CutBy *5020*
 Deposit_Thickness -

Discussion && Interpretation
Soft silt layer that abuts wall <5022>

Context: **5016** Site: **LMS** Trench: **3**
 Deposit_Sediment *Clay*
 Deposit_Colour *10YR 5/8 Yellowish Brown*
 Deposit_Consistency *moderate*
 Deposit_Inclusions -
 Deposit_FillOf -
 Deposit_Below *5014; 5023; 5029*
 Deposit_Above *5032; 5034*
 Deposit_CutBy -
 Deposit_Thickness -

Discussion && Interpretation
Possible platform layer. Equal to 5031.

Context: **5017** Site: **LMS** Trench: **3**
 Cut_ShapeInPlan *Circular*
 Cut_Sides -
 Cut_Bases *Rounded*
 Cut_BreakOfSlope -
 Cut_Orientation -
 Cut_Cuts *5014*
 Cut_CutBy -
 Cut_FilledBy *5018*
 Cut_Depth -

Discussion && Interpretation
Small posthole cut into (5014).

Context: **5018** Site: **LMS** Trench: **3**
 Deposit_Sediment *Silty*
 Deposit_Colour *10YR 3/3 Dark Brown*
 Deposit_Consistency *soft*
 Deposit_Inclusions -
 Deposit_FillOf *5017*
 Deposit_Below ?
 Deposit_Above ?
 Deposit_CutBy -
 Deposit_Thickness -

Discussion && Interpretation
Fill of posthole 5017.

Context: **5019** Site: **LMS** Trench: **3**
 Cut_ShapeInPlan *Irregular; Circular*
 Cut_Sides -
 Cut_Bases -
 Cut_BreakOfSlope -
 Cut_Orientation -
 Cut_Cuts *5014*
 Cut_CutBy -
 Cut_FilledBy *5020*
 Cut_Depth -

Discussion && Interpretation
Large cut in to (5012), (5013), (5014), (5015) and (5023) and

running underneath platform <5009=5010>. It is filled with rubble (5020).

Context: **5020** Site: **LMS** Trench: **3**

Deposit_Sediment *Silty clay*
Deposit_Colour *10YR 4/3 Dark Brown; 7.5YR 4/6*
Deposit_Consistency *soft*
Deposit_Inclusions *brick; stone*
Deposit_FillOf *5019*
Deposit_Below *5010; 5021*
Deposit_Above *5023*
Deposit_CutBy *-*
Deposit_Thickness *-*

Discussion && Interpretation
Rubble fill of cut [5019]

Context: **5021** Site: **LMS** Trench: **3**

Masonry_Materials: *Brick*
Masonry_SizeOfMaterials:
Masonry_FinishOfMaterials:
Masonry_Coursing:
Masonry_BondingMaterials:
Masonry_DirectionOfFaces:
Masonry_Form:
Masonry_Dimensions:
Masonry_InternalExternal:
Masonry_Comments:

Discussion && Interpretation
Fourth phase of upper brick wall.

Context: **5022** Site: **LMS** Trench: **3**

Masonry_Materials: *Brick*
Masonry_SizeOfMaterials:
Masonry_FinishOfMaterials:
Masonry_Coursing:
Masonry_BondingMaterials:
Masonry_DirectionOfFaces:
Masonry_Form:
Masonry_Dimensions:
Masonry_InternalExternal:
Masonry_Comments:

Discussion && Interpretation
Fifth phase of brick wall.

Context: **5023** Site: **LMS** Trench: **3**

Deposit_Sediment *Clay*
Deposit_Colour *10YR 5/2 Greyish Brown*
Deposit_Consistency *soft*
Deposit_Inclusions *charcoal; bone*
Deposit_FillOf *5024=5026*
Deposit_Below *5014*
Deposit_Above *5016; 5034*
Deposit_CutBy *5020*
Deposit_Thickness

Discussion && Interpretation
Fill of possible slot [5024=5026]. Equal to (5025).

Context: **5024** Site: **LMS** Trench: **3**

Cut_ShapelnPlan
Cut_Sides
Cut_Bases

Cut_BreakOfSlope
Cut_Orientation
Cut_Cuts *5016=5031*
Cut_CutBy
Cut_FilledBy *5023=5025*
Cut_Depth

Discussion && Interpretation
Wall slot. Filled by (5024=5026).

Context: **5027** Site: **LMS** Trench: **3**

Deposit_Sediment *Clay*
Deposit_Colour *10YR 4/3 Dark Brown*
Deposit_Consistency *moderate*
Deposit_Inclusions
Deposit_FillOf *5028*
Deposit_Below *5023=5025*
Deposit_Above *5016*
Deposit_CutBy *-*
Deposit_Thickness *-*

Discussion && Interpretation
Fill of posthole [5028]

Context: **5028** Site: **LMS** Trench: **3**

Cut_ShapelnPlan *Circular*
Cut_Sides
Cut_Bases *Rounded*
Cut_BreakOfSlope
Cut_Orientation
Cut_Cuts *5023=5025*
Cut_CutBy
Cut_FilledBy *5027*
Cut_Depth

Discussion && Interpretation
Posthole cut into (5023=5025), and filled with (5027).

Context: **5029** Site: **LMS** Trench: **3**

Deposit_Sediment *Clay*
Deposit_Colour *10YR 5/4 Yellowish Brown*
Deposit_Consistency *soft*
Deposit_Inclusions
Deposit_FillOf
Deposit_Below *5023*
Deposit_Above *5016; 5034*
Deposit_CutBy
Deposit_Thickness

Discussion && Interpretation
Clay layer only evident in the northern part of the trench.

Context: **5030** Site: **LMS** Trench: **3**

Deposit_Sediment *Silty clay*
Deposit_Colour *10YR 5/4 Yellowish Brown*
Deposit_Consistency *soft*
Deposit_Inclusions
Deposit_FillOf
Deposit_Below *?*
Deposit_Above *?*
Deposit_CutBy
Deposit_Thickness

Discussion && Interpretation
Clay layer in southeast corner of trench.

Context: **5032** Site: **LMS** Trench: **3**

Deposit_Sediment *Clay*
 Deposit_Colour *7.5YR 4/4 Dark Brown*
 Deposit_Consistency *soft*
 Deposit_Inclusions *burnt clay*
 Deposit_FillOf *5033*
 Deposit_Below *5016*
 Deposit_Above
 Deposit_CutBy
 Deposit_Thickness

Discussion && Interpretation
Fill of pit [5033].

Context: **5033** Site: **LMS** Trench: **3**

Cut_ShapelnPlan *Circular (but truncated by trench wall)*
 Cut_Sides -
 Cut_Bases -
 Cut_BreakOfSlope -
 Cut_Orientation -
 Cut_Cuts *5034*
 Cut_CutBy -
 Cut_FilledBy *5032*
 Cut_Depth -

Discussion && Interpretation
Pit cut into (5034) and filled by (5032).

Context: **5034** Site: **LMS** Trench: **3**

Deposit_Sediment *Clay*
 Deposit_Colour *10YR 4/3 Brown*
 Deposit_Consistency *soft*
 Deposit_Inclusions *charocal; bone*
 Deposit_FillOf -
 Deposit_Below *5016; 5029; 5033*
 Deposit_Above *5035*
 Deposit_CutBy *5033*
 Deposit_Thickness

Discussion && Interpretation

Context: **5035** Site: **LMS** Trench: **3**

Deposit_Sediment *Silty clay*
 Deposit_Colour *2.5Y 6/6 Olive Yellow*
 Deposit_Consistency *compact*
 Deposit_Inclusions *kankar*
 Deposit_FillOf -
 Deposit_Below *5034*
 Deposit_Above -
 Deposit_CutBy *5037; 5039*
 Deposit_Thickness -

Discussion && Interpretation
Natural soil that has two postholes [5037] and [5039] cut into it.

Context: **5036** Site: **LMS** Trench: **3**

Deposit_Sediment *Clay*
 Deposit_Colour *10YR 4/3 Dark Brown*
 Deposit_Consistency *soft*
 Deposit_Inclusions -
 Deposit_FillOf *5037*
 Deposit_Below *5034*
 Deposit_Above *5035*
 Deposit_CutBy -
 Deposit_Thickness -

Discussion && Interpretation
Fill of posthole [5037].

Context: **5037** Site: **LMS** Trench: **3**

Cut_ShapelnPlan *Circular*
 Cut_Sides
 Cut_Bases *Rounded*
 Cut_BreakOfSlope
 Cut_Orientation
 Cut_Cuts *5035*
 Cut_CutBy
 Cut_FilledBy *5036*
 Cut_Depth

Discussion && Interpretation
Posthole cut into (5035) and filled with (5036).

Context: **5038** Site: **LMS** Trench: **3**

Deposit_Sediment *Clay*
 Deposit_Colour *10YR 5/2 Greyish Brown*
 Deposit_Consistency *soft*
 Deposit_Inclusions -
 Deposit_FillOf *5039*
 Deposit_Below *5034*
 Deposit_Above *5035*
 Deposit_CutBy -
 Deposit_Thickness -

Discussion && Interpretation
Fill of posthole [5039].

Context: **5039** Site: **LMS** Trench: **3**

Cut_ShapelnPlan *Circular*
 Cut_Sides -
 Cut_Bases *Rounded*
 Cut_BreakOfSlope -
 Cut_Orientation -
 Cut_Cuts *5035*
 Cut_CutBy -
 Cut_FilledBy *5038*
 Cut_Depth -

Discussion && Interpretation
Posthole cut into (5035) and filled with (5038).

APPENDIX C - Special Finds (Season Three Only)

SF#	Site	Tr	Cont	Material	Wgt (g)	Lngt (mm)	Wdth (mm)	Thck (mm)	Diam (mm)	BriefDescription
400	MDT	C6	601	Plaster	33.42	47	37	14		Plaster Fragment
401	MDT	C9	901	Brick	6100	270	190	125		Large Brick
402	MDT	C9	902	Brick	6220	195	190	125		Large Brick
403	MDT	C9	903	Brick	9900	250	190	140		Large Brick
404	MDT	C9	903	Brick	6500	190	170	125		Large Brick
405	MDT	C9	902	Plaster	75.73	67	39	21		Plaster Fragment
406	MDT	C9	904	Terracotta	31.18	50	30	22		Fragment of terracotta roof tile
407	MDT									DECLASSIFIED
408	MDT	C12	1200	Stone	0.95	12	8	7		Green semi precious stone (Modern)
409	MDT									DECLASSIFIED
410	MDT									DECLASSIFIED
411	MDT	C12	1200	Stone	1.78	10	9	8		Green semi precious stone (Modern)
412	MDT									DECLASSIFIED
413	MDT	C12	1200	Metal	3.91			1	19	Modern Coin (1 Nepali Rupee)
414	MDT	C12	1200	Stone	1.24	13	10	7		Orange and red semi precious stone (modern)
415	MDT									
416	MDT	C12	1200	Stone	7.91	27	15	17		Clear semi precious stone bead in the shap of a teapot! (modern)
417	MDT									DECLASSIFIED
418	MDT	C12	1200	Metal	3.91			1	19	Modern Coin (1 Nepali Rupee)
419	MDT	C12	1200	Plastic	0.61			6		Cream coloured round bead (modern)
420	MDT	C12	1200	Metal	3.02			1	19	Modern Coin (1 Thai Bhat)
421	MDT	C12	1200	Metal	3.91			1	19	Modern Coin (1 Nepali Rupee)
422	MDT	C12	1200	Fabric	0.33	450		0		Piece of String
423	MDT	C12	1200	Stone	0.88	16	7	6		Clear semi precious stone (modern)
424	MDT	C12	1200	Plastic	1.62			10		Cream coloured round bead (modern)
425	MDT	C12	1200	Metal	3.91			1	19	Modern Coin (1 Nepali Rupee)
426	MDT	C12	1200	Stone	0.67	11	8	4		Clear semi precious stone (modern)
427	MDT									DECLASSIFIED
428	MDT	C12	1200	Metal	30.55	94	94	2		Modern Fe wire
429	MDT	C9	905	Terracotta	31.66	58	36	18		Fragment of Terracotta tile
430	MDT	C9	905	Terracotta	17.3	45	31	15		Fragment of Terracotta tile
431	MDT	C9	906	Terracotta	115	86	70	26		Fragment of Terracotta tile
432	MDT	C9	906	Plaster	12.45	38	21	14		Fragment of plaster
433	MDT	C9	906	Terracotta	106.4	80	49	26		Fragment of Terracotta tile
434	MDT	C9	906	Terracotta	41.05	53	40	16		Fragment of Terracotta tile
435	MDT	C9	905	Brick						Large Asokan Brick still in Temple
436	MDT	C9	904	Plaster	10.71	26	24	14		Plaster
437	MDT	C9	906	Terracotta	15.66	48	27	14		Fragment of Terracotta tile
438	MDT	C9	906	Terracotta	140.2	83	64	24		Fragment of Terracotta tile
439	MDT	C9	906	Terracotta	94.44	70	57	22		Fragment of Terracotta tile
440	MDT	C9	906	Plaster	19.97	38	24	21		Plaster
441	MDT	C9	906	Terracotta	27.86	82	26	14		Fragment of Terracotta tile
442	MDT	C9	906	Ceramic	2.4	26	19	3		BSW Body sherd
443	MDT	C9	906	Terracotta	35.18	55	36	18		Fragment of Terracotta tile
444	MDT	C9	906	Terracotta	42.3	44	37	24		Fragment of Terracotta tile
445	MDT	C9	906	Terracotta	33.96	61	34	13		Fragment of Terracotta tile
446	MDT	C9	906	Terracotta	111.9	93	43	27		Fragment of Terracotta tile
447	MDT	C9	906	Ceramic	4.43	33	29	3		NBPW Body sherd
448	MDT	C9	906	Terracotta	28.4	49	30	22		Fragment of Terracotta tile
449	MDT	C9	906	Terracotta	73.23	82	43	30		Fragment of Terracotta tile
450	MDT	C9	906	Plaster	5.06	25	16	10		Plaster

451	MDT	C9	906	Terracotta	10.03	50	24	11	Fragment of Terracotta tile
452	MDT	C9	906	Terracotta	13.7	27	22	20	Fragment of Terracotta tile
453	MDT	C9	906	Terracotta	15.74	41	34	12	Fragment of Terracotta tile
454	MDT	C9	906	Terracotta	16.16	33	32	18	Fragment of Terracotta tile
455	MDT	C9	906	Terracotta	13.35	30	30	15	Fragment of Terracotta tile
456	MDT	C9	906	Terracotta	72.5	61	60	19	Fragment of Terracotta tile
457	MDT	C9	906	Terracotta	33.07	55	50	14	Fragment of Terracotta tile
458	MDT	C9	906	Terracotta	15.44	44	26	14	Fragment of Terracotta tile
459	MDT	C9	906	Terracotta	18.06	45	33	13	Fragment of Terracotta tile
460	MDT	C9	906	Terracotta	23.91	43	32	16	Fragment of Terracotta tile
461	MDT	C9	906	Terracotta	40.04	55	39	17	Fragment of Terracotta tile
462	MDT	C9	906	Terracotta	143.9	85	81	23	Fragment of Terracotta tile (Very good example)
463	MDT	C9	906	Terracotta	250	155	97	24	Fragment of Terracotta tile
464	MDT	C9	906	Terracotta	157.7	97	80	23	Fragment of Terracotta tile
465	MDT	C9	906	Terracotta	21.64	56	31	18	Fragment of Terracotta tile
466	MDT	C9	906	Terracotta	220	132	77	27	Fragment of Terracotta tile
467	MDT	C9	906	Terracotta	31.15	44	40	19	Fragment of Terracotta tile
468	MDT	C9	906	Terracotta	56.57	61	51	21	Fragment of Terracotta tile
470	MDT	C9	906	Terracotta	32.36	69	42	12	Fragment of Terracotta tile
471	MDT	C9	906	Ceramic	0.36	9	7	2	Rim sherd NBPW but too small to measure diameter
472	MDT	C9	906	Plaster	4.15	29	16	12	Piece of plaster
473	MDT	C9	906	Plaster	2.64	24	15	9	Piece of plaster
474	MDT	C9	906	Terracotta	45.3	61	27	21	Fragment of Terracotta tile
475	MDT	C9	906	Terracotta	68.63	79	61	21	Fragment of Terracotta tile
476	MDT	C9	906	Quartz	0.43	10	5	4	Quartz
477	MDT	C6	603	Terracotta	26.92	63	35	112	Fragment of Terracotta tile
478	MDT	C9	906	Ceramic	1.77	25	17	3	Body sherd of NBPW, Very good example!
479	MDT	C9	906	Terracotta	15.6	57	27	13	Fragment of Terracotta tile
480	MDT	C9	906	Quartz	0.13	6	4	2	Quartz
481	MDT	C9	906	Quartz	1.36	11	11	10	Quartz
482	MDT	C9	906	Terracotta	59.54	86	44	24	Fragment of Terracotta tile
483	MDT	C6	603	Terracotta	32.56	50	32	16	3 Fragments of Terracotta tile
484	MDT	C9	906	Terracotta	62.28	76	49	15	Fragment of Terracotta tile
485	MDT	C9	906	Terracotta	90.44	95	50	24	Fragment of Terracotta tile
486	MDT	C9	906	Ceramic	6.15	38	22	3	20 Oil Lamp base, MRW/FRW
487	MDT	C6	603	Terracotta	22.7	44	30	20	Fragment of Terracotta tile
488	MDT	C9	906	Ceramic	1.67	24	20	2	Body sherd
489	MDT	C9	906	Terracotta	25.87	45	36	20	Fragment of Terracotta tile
490	MDT	C9	906	Quartz	0.53	10	8	5	Quartz
491	MDT	C9	906	Ceramic	17.19	37	36	14	80 Rim sherd, Rim B storage jar
492	MDT	C6	604	Terracotta	78.99	99	90	20	Fragment of Terracotta tile
493	MDT	C6	604	Plaster	8	22	22	15	Piece of plaster
494	MDT	C6	604	Terracotta	43.3	50	37	22	2 Fragments of Terracotta tile
495	MDT	C9	906	Plaster	2.52	17	16	11	Piece of plaster
496	MDT	C9	906	Terracotta	52.96	57	39	22	Fragment of Terracotta tile
497	MDT	C9	906	Terracotta	45.41	65	47	21	Fragment of Terracotta tile
498	MDT	C9	906	Ceramic	1.2	24	16	2	P-NBPW Body sherd
499	MDT	C9	906	Terracotta	72.84	63	61	18	Fragment of Terracotta tile
500	MDT	C9	906	Ceramic	1.26	16	13	3	NBPW Body sherd
501	MDT	C9	906	Terracotta	107.5	68	52	29	Fragment of Terracotta tile
502	MDT	C6	604	Terracotta	49.08	68	43	23	Fragment of Terracotta tile
503	MDT	C9	906	Quartz	0.42	10	8	3	Quartz
504	MDT	C6	604	Terracotta	19.91	55	26	21	Fragment of Terracotta tile
505	MDT	C6	604	Terracotta	26	47	30	22	Fragment of Terracotta tile
506	MDT	C6	604	Terracotta	24.13	50	27	20	Fragment of Terracotta tile
507	MDT	C9	906	Ceramic	0.81	17	10	3	P-NBPW Body sherd
508	MDT	C6	604	Plaster	17.6	31	28	14	Piece of plaster
509	MDT	C6	604	Terracotta	139.2	100	54	25	Fragment of Terracotta tile
510	MDT	C6	604	Plaster	43.97	60	27	17	Piece of plaster

511	MDT	C6	604	Terracotta	20.23	40	32	12	Fragment of Terracotta tile
512	MDT	C6	604	Ceramic	0.61	12	11	2	P-NBPW Body sherd
513	MDT	C6	604	Terracotta	13.31	44	31	12	Fragment of Terracotta tile
514	MDT	C6	604	Plaster	20.84	50	27	14	Plaster but grey in colour
515	MDT	C6	604	Terracotta	44.5	49	46	17	Fragment of Terracotta tile
516	MDT	C6	604	Terracotta	22.17	51	33	19	Fragment of Terracotta tile
517	MDT	C6	604	Plaster	106.1	83	59	22	Large piece of plaster
518	MDT	C6	604	Plaster	28.75	43	27	21	Plaster
519	MDT	C6	604	Plaster	23.94	37	32	16	Plaster
520	MDT	C6	604	Terracotta	71.02	92	50	19	Fragment of terracotta tile
521	MDT	C6	604	Plaster	18.51	32	32	14	Plaster
522	MDT	C6	604	Plaster	30.1	48	27	24	Plaster
523	MDT	C6	604	Plaster	10.57	29	23	11	Plaster
524	MDT	C6	604	Plaster	10.95	29	29	11	Plaster
525	MDT	C6	604	Plaster	3.75	22	22	6	Plaster, but with fleck of metal or something else within it.
526	MDT	C6	604	Plaster		145	100	18	Large piece of Plaster with paint pigment. To be sent to Rome for cleaning and analysis!
527	MDT	C6	604	Plaster	98.2	74	58	18	5 Pieces of Plaster
528	MDT	C6	604	Plaster	14.73	36	19	15	Plaster
529	MDT	C6	604	Plaster	3.46	15	11	9	Plaster
530	MDT	C6	604	Plaster	2.73	20	15	8	Plaster
531	MDT	C6	604	Plaster	8.09	30	19	13	Plaster
532	MDT	C6	604	Plaster	24.19	35	33	17	Plaster
533	MDT	C6	604	Plaster	13.57	39	22	17	Plaster
534	MDT	C6	604	Plaster	15.02	37	28	13	Plaster
535	MDT	C6	604	Plaster	53.3	53	44	19	Piece of plaster, very nice finishing plaster with yellow paint! To send to Rome for analysis!
536	MDT	C6	604	Plaster	36.68	45	32	25	Plaster
537	MDT	C6	604	Plaster	26.69	36	30	20	Plaster with a good finish
538	MDT	C6	604	Plaster	25.16	38	32	14	Plaster
539	MDT	C9	907	Plaster	9.92	28	24	10	Plaster
540	MDT	C6	604	Plaster	4.48	22	13	12	Plaster
541	MDT	C6	604	Plaster	12.54	33	21	14	Plaster, good finish, To be sent to Rome for cleaning!
542	MDT	C6	604	Plaster	128.4	88	53	22	Plaster
543	MDT	C6	604	Plaster	4.9	23	15	13	Plaster
544	MDT	C6	604	Plaster	3.5	19	15	12	Plaster
545	MDT	C9	907	Terracotta	131.4	99	70	24	Fragment of terracotta tile
546	MDT	C6	604	Plaster	13.92	37	25	14	Plaster
547	MDT	C6	604	Plaster	14.14				2 pieces of plaster
548	MDT	C6	604	Plaster	6.43				Plaster
549	MDT	C6	604	Plaster	8.79	30	20	12	Plaster
550	MDT	C6	605	Kankar	9.18	60	14	6	Kankar
551	MDT	C6	604	Plaster	12.37	36	20	15	Plaster
553	MDT	C6	604	Plaster	7.05	23	17	13	Plaster
554	MDT	C9	907	Terracotta	127.2	89	54	25	Fragment of terracotta tile
555	MDT	C6	604	Plaster	24.95	44	24	20	Plaster
556	MDT	C6	604	Plaster	3.58	19	12	14	Plaster
557	MDT	C6	604	Plaster	3.1	21	16	9	Plaster
558	MDT	C6	604	Plaster	33.32	32	31	28	Plaster
559	MDT	C6	604	Plaster	31.96	42	28	18	Plaster
560	MDT	C6	604	Plaster	17.67	47	19	20	Plaster
561	MDT	C6	604	Plaster	5.37	21	20	12	Plaster
562	MDT	C6	604	Plaster	5.93	24	20	12	Plaster
563	MDT	C6	604	Plaster	6.25	22	17	15	Plaster
564	MDT	C6	604	Plaster	6.86	30	21	12	Plaster
565	MDT	C6	604	Plaster	5.38	23	18	15	Plaster
566	MDT	C6	604	Plaster	7.78	30	19	13	Plaster
567	MDT	C6	604	Plaster	5.15	23	22	11	Plaster

568	MDT	C6	604	Plaster	3.12	19	13	10	Plaster
569	MDT	C6	604	Plaster	5.52	23	16	11	Plaster
570	MDT	C6	604	Plaster	109.8				15 pieces of plaster
571	MDT	C6	604	Plaster	15.24	32	25	19	Plaster
572	MDT	C9	907	Terracotta	83.57	63	58	24	Fragment of terracotta tile
573	MDT	C6	605	Kankar	7.99	53	13	8	Kankar
574	MDT	C9	907	Terracotta	19.65	50	19	17	Fragment of terracotta tile
575	MDT	C9	907	Ceramic	0.55	17	14	2	NBP body sherd
576	MDT	C9	907	Ceramic	1.8	28	24	2	Body sherd, NBPW
577	MDT	C6	605	Plaster	11.4				6 Pieces of plaster
578	MDT	C6	605	Plaster	16.56	45	25	11	Plaster
579	MDT	C6	605	Plaster	23.26				2 pieces of plaster
580	MDT	C6	605	Plaster	13.97				2 pieces of plaster
581	MDT	C6	604	Plaster	8.38	27	18	17	Plaster
582	MDT	C9	907	Ceramic	1	22	13	3	Body sherd, NBPW
583	MDT	C9	907	Terracotta	36.96				2 fragments of tile (same piece?)
584	MDT	C6	606	Ceramic	2.35	24	21	4	Body sherd, NBPW
585	MDT	Surf		Terracotta	0.97	14	10	4	Modern Buddha Plaque
586	MDT	C9	907	Terracotta	34.21	50	41	13	Fragment of terracotta tile
587	MDT	C12	1200	Stone	0.29	7	5	4	Orange-red semi-precious stone (modern)
588	MDT	C12	1200	Stone	0.67	13	7	5	Purple semi-precious stone (modern)
589	MDT	C12	1200	Stone	0.29	7	5	4	Clear semi-precious stone (modern)
590	MDT	C12	1200	Stone	0.3	6	5	4	Yellow semi-precious stone (modern)
591	MDT	C12	1200	Stone	0.31	8	7	4	Amber coloured semi-precious stone (modern)
592	MDT	C12	1200	Stone	1.05	11	9	6	Pinkish coloured semi-precious stone (modern)
593	MDT	C12	1200	Stone	0.28	7	5	3	Red semi-precious stone (modern)
594	MDT	C12	1200	Stone	0.4	11	6	3	Orange-red semi-precious stone (modern)
595	MDT	C12	1200	Stone	1.43	16	12	5	Orange-red semi-precious stone (modern)
596	MDT	C12	1200	Stone	1.11	14	11	6	Clear semi-precious stone (modern)
597	MDT	C12	1200	Stone	0.9	9	9	8	Purple semi-precious stone (modern)
598	MDT	C12	1200	Stone	0.77	11	5	6	Purple semi-precious stone (modern)
599	MDT	C12	1200	Stone	1.34	11	8	8	Purple semi-precious stone (modern)
600	MDT	C12	1200	Stone	0.43	10	7	4	Clear semi-precious stone (modern)
601	MDT	C9	907	Plaster	26.53	44	32	20	Plaster
602	MDT	C6	606	Ceramic	0.86	17	9	3	NBP body sherd
603	MDT	C6	606	Ceramic	0.61	14	11	2	NBP rim sherd (too small to measure diameter)
604	MDT	C9	907	Terracotta	35.52	58	48	14	Fragment of terracotta tile
605	MDT	C6	606	Shell	1.62				2 pieces of bivalve shell
606	MDT	C9	907	Plaster	2.32	12	10	9	Plaster
607	MDT	C9	907	Quartz	1.13	15	9	5	Quartz rolled
608	MDT	C6	606	Shell	0.69	21	12	1	Bivalve shell
609	MDT	C9	907	Plaster	29.21	46	34	18	Plaster
610	MDT	C9	909	Terracotta	84.29	61	59	23	Fragment of terracotta tile
611	MDT	C6	607	Ceramic	1.28	22	13	3	PNBPW, Body sherd
612	MDT	C6	607	Ceramic	2.48	33	14	3	Body sherd, NBPW
613	MDT	C6	607	Ceramic	0.99	15	11	4	PNBPW, Body sherd
614	MDT	C6	607	Ceramic	200	133	129	44	200 Large Rim sherd, crude material, new form, look up
615	MDT	C6	609	Ceramic					Large Pot sherds, rest block lifted
616	MDT	C9	911	Brick					Large Brick
617	MDT	C9	911	Brick					Large Brick still unexcavated
618	MDT	C6	608	Stone	171.4	80	41	36	Large stone
651	MDT	C9	910	Brick					Large Brick still unexcavated

652	MDT	C9	910	Brick						
653	MDT	C9	908	Brick						Large slightly rubble brick?
654	MDT	C6	601	Terracotta						Terracotta tile
655	MDT	C9	910	terracotta	75.06	69	67	21		Fragment of terracotta tile
656	MDT	C9	910	terracotta	48.25	48	47	16		Fragment of terracotta tile
657	MDT			Stone	0.21	6	5	3		Green semi-precious stone (modern)
658	MDT	C9	917	Brick						Large brick in paving
659	MDT	C9	917	Plaster	13.13					3 pieces of plaster
660	MDT	C6	612	Shell						
661	MDT	C6	612	Degraded Glass						
662	MDT	C6	612	Degraded Glass	5.85					Degraded glass in soil
663	MDT	C6	612	Degraded Glass	5.89					Degraded glass in soil
664	MDT	C9	917	Plaster	11.89	30	26	16		Piece of plasters
665	MDT	Surf		Ceramic						NBP
666	MDT	Surf		Ceramic						Possible NBP
667	MDT	C6	614	Degraded Glass	1.84					Degraded glass in soil
668	MDT	Surf		Ceramic						NBP
669	MDT	Surf		Slag						
670	MDT	C6	613	Pottery	11.87	44	34	5		PNBP
671	MDT	C6	613	Ceramic	2.22	23	18	4		BSW body sherd
672	MDT	C6	613	Ceramic	0.88	15	14	3	85	PNBP rim sherd (thali)
673	MDT	C6	613	Ceramic	1.15	18	13	4	105	NBP rim sherd
674	MDT	C6	613	Ceramic	1.2	25	14	3		NBP body sherd
675	MDT	C6	613	Ceramic	0.87	15	12	3		NBP rim sherd (too small to measure diameter)
676	MDT	C9	923	Plaster	30.55	39	34	15		Plaster
677	MDT	C9	923	Iron	46.37	66			24	Iron Object?
678	MDT	12	1205	Brick	160	158	98	73		in fill
680	MDT	C12	1200	Semi Precious Stone	0.27	7	6	4		Semi Precious Stone
681	MDT	C12	1205	Terracotta	70	96	92	59		post packing
683	MDT	C9	904	Terracotta	21.25	50	38	18		tile fragment
684	MDT	C6	605	Plaster	94.43					10 pieces of plaster
1303	LHP	1	1302	Glass	53.01	52	52	6		Modern Fanta bottle
1305	LHP	2	1303	Shell	8.77					Shell
1306	LHP	2	1303	Metal	2.39	18		1		Modern US coin 1988
1307	LHP	1	1302	Ceramic	0.82	15	11	3		PNBP body sherd
1308	LHP	2	1323	Ceramic	24.51	98	48	4		Large sherd of P-NBPW
1310	LHP	2	1329	Terracotta	46.42	58	43	18		Fragment of terracotta animal figurine, broken at the torso and back legs, missing tail. Incised lines running across the body
1311	LHP	2	1333	Ceramic	52.32	166	38	3	130	P-NBPW vessel in 6 pieces
1312	LHP	2	1338	Ceramic	680	230	121	23	150	Rim sherd, very large storage vessels with Rim E
1313	LHP	2	1323	Terracotta	10.06	24	13	8		Terracotta bead?
1314	LHP	2	1350	Faunal	25.63					4 bone fragments
1601	LNW	1	1604	Terracotta?	50.68	47	46	22		Fragment of possible terracotta tile?
1602	LNW	1	1604	Brick	4720	245	162	143		large Brick Fragment with incised curvilinear mark on the top. Looks architectural. Paler colour than others indicating that it is poorly fired.
1603	LNW	1	1604	Slag	154.8	64	44	27		Slag
1604	LNW	1	1604	Ceramic	74.56	64	54	17		Ceramic disc of coarse ware
1605	LNW	1	1604	Slag	198	67	52	33		Slag

1606	LNW	1	1604	Brick	1900	160	134	84	Brick Fragment with markings on top, two circular holes within two parallel lines.
1607	LNW	1	1604	Brick	790	116	105	86	Brick Fragment with a single incised line across the top.
1610	LNW	1	1604	Brick	810	141	96	57	Brick Fragment with cat (?) paw print!
1611	LNW	1	1604	Terracotta?	79.18	68	52	19	Fragment of possible terracotta tile?
1612	LNW	1	1604	Terracotta?	109.8	81	65	26	Fragment of possible terracotta tile?
1613	LNW	1	1604	Brick	1500	141	132	94	Brick Fragment with two parallel incised lines across the top
1614	LNW	1	1604	Terracotta?	159.4	115	68	20	Fragment of possible terracotta tile?
1616	LNW	1	1604	Metal	230	102	73	30	Terracotta fragment possibly tile?
1617	LNW	1	1605	Metal	5.76	37	18	4	Fe Nail
1618	LNW	1	1605	Glass	0.52	18	4	3	Green Glass Bangle Flagment.
1619	LNW	1	1605	Metal	34.1	50	29	6	Unidentified Fe object
1620	LNW	1	1604	Brick	795	155	85	51	Fragment of Brick, no markings
1621	LNW	1	1604	Brick	1550	179	141	52	Fragment of Brick with hole drilled through the centre. Diameter of hole is approx 23 mm
1622	LNW	1	1604	Brick	3080	140	140	132	Large brick fragment
1623	LNW	1	1604	Brick	1500	146	17	102	Brick fragment with incised line on the edge across the top
1624	LNW	1	1604	Brick	905	126	108	57	Brick Fragment
1625	LNW	1	1604	Brick	1480	220	113	51	brick Fragment
1626	LNW	1	1604	Brick	2080	184	140	113	Brick Fragment with incised line down the side and incised curvilinear marking
1627	LNW	1	1604	Brick	340	113	64	48	Brick fragment with curved side, perhaps as part of a cap for the well?
1628	LNW	1	1604	Brick	2700	154	124	110	Brick Fragment with two incised parallel lines across the top and three evenly spaced shallow holes beside the lines
1629	LNW	1	1604	Brick	2240	120	120	170	Brick Fragment with incised curvilinear pattern on the top
1630	LNW	1	1604	Brick	2910	153	138	119	Brick Fragment with incised line down the side and incised curvilinear marking
1631	LNW	1	1604	Brick	2450	145	121	136	Brick Fragment with two incised parallel lines and one small round hole. Other side of the brick has fan shaped marking radiating from corner indicating where the clay was cut prior to firing
1632	LNW	1	1604	Brick	3200	155	122	150	Brick Fragment
1633	LNW	1	1604	Brick	2520	145	137	149	Brick Fragment
1634	LNW	1	1604	Brick	3880	190	135	144	Brick fragment with distinct fan shaped marking indicating where the clay was cut prior to firing
1635	LNW	1	1604	Brick	4900	220	175	160	Brick fragment with distinct fan shaped marking indicating where the clay was cut prior to firing
1636	LNW	1	1604	Brick	510	110	95	48	Brick Fragment, corner fragment
1637	LNW	1	1604	Brick	1340	190	135	97	Brick Fragment single, incised line...
1638	LNW	1	1604	Brick	4300	220	160	160	Brick fragment with distinct fan shaped marking indicating where the clay was cut prior to firing
1639	LNW	1	1604	Brick	2300	147	110	147	Brick fragment with distinct fan shaped marking indicating where the clay was cut prior to firing

1640	LNW	1	1604	Brick	2800	160	135	133	Brick Fragment with two incised parallel lines and three evenly spaced circular holes next to the lines, the other side has distinct fan shaped marking indicating where the clay was cut prior to firing
1641	LNW		1604	Brick	3630	184	115	149	Brick Fragment with two incised line on the top. On the bottom is single inside line along the side.
1642	LNW	1	1604	Brick	2700	154	142	114	.Brick fragment with distinct fan shaped marking indicating where the clay was cut prior to firing. Also large piece of pottery inside as temper?
1643	LNW	1	1604	Brick	6280	215	180	170	Large Brick fragment with a single incised line on three sides.
1644	LNW	1	1604	Brick	3610	220	100	132	Large brick fragment with incised line across the top and two perpendicular lines running off it.
1645	LNW	1	1604	Brick	710	125	77	69	Brick fragment with a single incised line
1646	LNW	1	1604	Brick	695	108	82	87	Brick fragment with a single incised line
1647	LNW	1	1604	Brick	405	121	70	68	Brick Fragment with a single incised curved line
1648	LNW	1	1604	Brick	320	90	66	64	Brick Fragment with slip and marked with a single incised line with two circular holes along side it.
1649	LNW	1	1604	Brick	300	94	81	59	Brck fragment with slip and marked with an incised "V" shape
1650	LNW	1	1604	Brick	780	137	115	98	Brick Fragment with a single incised line
1651	LNW	1	1604	Brick	4600	200	140	145	Large Brick fragment with slip on top and a single incised line and two perpendicular lines, similar to SF 1644
1652	LNW	1	1604	Brick	205	76	60	45	Brick Fragment with single incised line
1653	LNW	1	1604	Brick	2870	180	150	135	Large Brick fragment with single incised line on two sides
1654	LNW	1	1604	Brick	210	89	53	45	Small Brick Fragment with single incised line
1655	LNW	1	1604	Brick	350	350	84	73	Small Brick Fragment with single incised line
1656	LNW	1	1604	Brick	1150	150	110	110	Brick Fragment with a single incised line
1657	LNW	1	1604	Brick	610	97	79	104	Brick Fragment with a single incised line
1658	LNW	1	1604	Brick	420	90	77	82	Small Brick Fragment with single incised line
1659	LNW	1	1604	Brick	600	96	87	91	Small Brick Fragment with single incised line
1660	LNW	1	1604	Brick	1500	118	102	119	Brick Fragment with single incised line
1661	LNW	1	1605	Terracotta	8.81	30	19	5	Terracotta spout
1662	LNW	1	1602	Terracotta	13.58	37	29	14	Terracotta spout
1663	LNW	1	1604	Brick	3320	195	160	93	Brick fragment with 8 parallel lines across the top
1664	LNW	1	1604	Brick	4000	180	150	120	Large brick fragment with a single line incised
1665	LNW	1	1604	Brick	4600	200	150	160	Large brick fragment with two incised lines
1666	LNW	1	1604	Brick	3500	205	150	95	Large Brick fragment with incised groove on one side
1667	LNW	1	1604	Brick	2880	145	150	155	Large Brick fragment with incised groove and an incised line on one side

1668	LNW	1	1604	Brick	2500	150	120	140	Large Brick fragment with an incised groove and an incised line on one side
1669	LNW	1	1604	Brick	1820	165	160	165	Large Brick fragment with slip and incised "V" shaped mark on the top
1670	LNW	1	1604	Brick	1600	155	85	115	Brick fragment with large notch on the bottom and an incised groove along the top
1671	LNW	1	1605	Metal					
1672	LNW	VOID							DECLASSIFIED
1673	LNW	1	1605	Metal	5.49				8 fragments of unidentified Fe object
1674	LNW	1	1605	Metal	5.65				10 fragments of unidentified Fe object
1675	LNW	1	1608	Terracotta	9.27	31	18	5	Terracotta spout
1676	LNW	1	1608	Terracotta	6.18	29	19	5	Terracotta spout
1678	LNW	1	1608	Terracotta	10.56	41	18	5	2 Terracotta spouts
1679	LNW	1	1608	Terracotta	5.74	25	19	5	2 Terracotta spouts
1680	LNW	1	1608	Terracotta	4.55	27	19	4	2 Terracotta spouts
1681	LMS	3	1608	Terracotta	8.42	41	19	4	3 Terracotta spouts
1682	LNW	1	1608	Brick	3900	285	195	52	Brick from the Paving
1683	LNW	1	1608	Brick	2700	190	190	53	Brick from the Paving
1750	LNW	1	1604	Brick	200	98	79	50	Brick fragment with three incised parallel lines on the top
1751	LNW	1	1604	Brick	500	123	114	67	Brick Fragment with a single incised groove along the top
1752	LNW	1	1604	Brick	510	110	96	62	Brick Fragment with a single incised groove along the top
1753	LNW	1	1604	Brick	500	99	96	76	Brick fragment with curved corner, possibly part of the cap?
1754	LNW	1	1604	Brick	80.11	60	54	32	Brick Fragment with a single incised groove along the top
1755	LNW	1	1604	Brick	1510	160	145	110	Brick fragment with an incised half circle and a line intersecting
1756	LNW	1	1604	Brick	1680	145	85	145	Brick fragment with incised line on the top
1757	LNW	1	1604	Brick	150.3	78	69	33	Small brick fragment with an incised groove across the top
1758	LNW	1	1604	Brick	550	82	82	84	Small brick fragment with an incised decoration of a curved line with 6 parallel lines coming off of it.
1759	LNW	1	1608	Terracotta	9.76	31	25	14	Terracotta spout
1760	LNW	1	1608	Terracotta	4.35	34	16	4	Terracotta spout
1761	LNW	1	1608	Terracotta	8.16	39	19	4	Terracotta spout
1762	LNW	1	1608	Terracotta	9.19	36	18	5	Terracotta spout
1763	LNW	1	1608	Terracotta	1.48	18	16	4	Fragment of Terracotta spout
1764	LNW	1	1608	Terracotta	1.77	18	15	4	Fragment of Terracotta spout
1765	LNW	1	1608	Terracotta	6.83	30	18	9	Terracotta spout
1766	LNW	1	1608	Terracotta	11.94	47	19	6	Terracotta spout
1767	LNW	1	1608	Terracotta	17.19	39	34	13	Terracotta spout
1768	LNW	1	1608	Terracotta	2.44	25	17	3	Fragment of Terracotta spout
1769	LNW	1	1608	Terracotta	8.51	40	20	5	Terracotta spout
1770	LNW	1	1608	Terracotta	10.18	38	19	6	Terracotta spout
1771	LNW	1	1608	Terracotta	9.07	39	18	5	Terracotta spout
1772	LNW	1	1608	Terracotta	8.64	41	18	4	Terracotta spout
1773	LNW	1	1608	Terracotta	10.04	40	18	4	Terracotta spout
1774	LNW	1	1608	Terracotta	2.31	23	16	3	Fragment of Terracotta spout
1775	LNW	1	1608	Terracotta	8.42	39	22	4	Terracotta spout
1776	LNW	1	1608	Terracotta	2.27	31	15	3	Fragment of Terracotta spout
1778	LNW	1	1608	Terracotta	8.56	42	18	5	Terracotta spout
1779	LNW	1	1608	Slag	36.93	30	29	23	Slag
1780	LNW	1	1608	Terracotta	8.69	44	16	4	Terracotta spout
1781	LNW	1	1608	Terracotta	5.36	33	16	4	Terracotta spout

1782	LNW	1	1608	Terracotta	6.28	30	17	5	Terracotta spout
1783	LNW	1	1608	Terracotta	14.99	48	21	7	Terracotta spout
1784	LNW	1	1608	Terracotta	10.99	38	22	4	Terracotta spout
1785	LNW	1	1608	Terracotta	4.72	39	16	5	Terracotta spout
1786	LNW	1	1608	Terracotta	1.69	18	18	7	Fragment of terracotta ball?
1787	LNW	1	1608	Faunal	6.74				5 Bone fragments
1788	LNW	1	1617	Terracotta	11.23	39	17	4	Terracotta spout
1789	LNW	1	1617	Terracotta	11.97	46	19	5	Terracotta spout
1790	LNW	1	1617	Terracotta	8.34	38	19	4	Terracotta spout
1791	LNW	1	1617	Terracotta	6.36	36	16	4	Terracotta spout
1792	LNW	1	1617	Terracotta	1.67	20	17	4	Fragment of terracotta spout
1793	LNW	1	1617	Terracotta	1.77	20	15	3	Fragment of terracotta spout
1794	LNW	1	1617	Terracotta	6.54	33	17	5	Terracotta spout
1795	LNW	1	1617	Terracotta	5.24	27	17	3	Terracotta spout
1796	LNW	1	1617	Terracotta	10.2	41	18	5	Terracotta spout
1797	LNW	1	1609	Terracotta	2.84	28	17	4	Fragment of terracotta spout
1798	LNW	1	1608	Terracotta	4.77	25	16	4	Terracotta spout
1799	LNW	1	1608	Terracotta	3.75	35	15	7	Fragment of terracotta spout
1800	LNW	1	1608	Terracotta	1.15	20	12	3	Fragment of terracotta spout
4755	LNW	1	1602	Ceramic	4.97	29	19	7	Decorated Body sherd. Triangular notch marks around the shoulder?
4756	LNW	1	1604	Ceramic	10.27	34	31	12	Rim sherd, Rim B, storage Jar MRW
4757	MDT	C6	601	Ceramic	1.21	21	15	2	Body sherd
4758	MDT	C6	601	Ceramic	3.65	32	14	5	Body sherd
4759	MDT	C6	601	Ceramic	19.6	72	41	7	110 Rim sherd, Rim N, Closed mouth Vessel
4760	LNW	1	1605	Ceramic	58.94	106	59	14	55 Rim sherd, Rim B, storage Jar MRWw/mica
4761	LNW	1	1605	Ceramic	6.15	41	31	4	Decorated Body sherd, stamped spiral design
4762	LMS	3	5001	Ceramic	4.66	30	25	4	Body sherd
4763	LMS	3	5001	Ceramic	1.58	18	13	5	Body sherd
4764	LMS	3	5001	Ceramic	2.27	22	21	4	Body sherd
4765	LMS	3	5001	Ceramic	4.83	26	23	6	Rim sherd too eroded to measure diameter
4766	LMS	3	5001	Ceramic	7.71	31	30	6	Body sherd
4767	LMS	3	5001	Ceramic	2.76	19	19	4	Body sherd
4768	LMS	3	5001	Ceramic	4.15	24	20	6	Rim sherd too eroded to measure diameter
4769	LMS	3	5001	Ceramic	1.89	25	15	4	Body sherd, very eroded no slip
4770	LMS	3	5001	Ceramic	2.14	20	18	3	Body sherd, very eroded no slip
4771	LMS	3	5001	Ceramic	3.89	33	14	6	100 Rim sherd-Thali form
4772	LMS	3	5001	Ceramic	9.13	41	38	4	Body Sherd
4773	LMS	3	5001	Ceramic	9.79	42	25	5	Body sherd
4774	LMS	3	5001	Ceramic	5.27	40	18	5	Body sherd
4775	LMS	3	5001	Ceramic	7.51	31	31	5	Body sherd, very eroded no slip
4776	LMS	3	5001	Ceramic	3.3	25	24	3	Body sherd
4777	LMS	3	5001	Ceramic	2.48	24	16	4	Body sherd
4778	LMS	3	5001	Ceramic	3.54	26	23	4	Body sherd
4779	LMS	3	5001	Ceramic	2.6	30	21	4	Body sherd
4780	LMS	3	5001	Ceramic	1.14	15	15	3	Body sherd
4781	LMS	3	5001	Ceramic	9.32	41	30	5	Decorated base or shoulder sherd. Incised triangle design
4782	LMS	3	5001	Ceramic	3.19	27	15	7	15 Small oil lamp with hole through the middle
4783	LMS	3	5001	Ceramic	21.6	47	34	8	15 Rim sherd of small vase, Rim 1
4784	LMS	3	5001	Ceramic	2.94	23	17	8	Rim sherd of Form C but too eroded to measure diameter
4785	LMS	3	5001	Ceramic	3.76	30	22	5	Body sherd
4786	LMS	3	5001	Ceramic	1.43	17	15	4	Rim sherd, Thali but too small to measure diameter
4787	LMS	3	5001	Ceramic	0.74	17	12	3	Body sherd
4788	LMS	3	5001	Ceramic	77.42	69	31	17	Jug Handle, new form!

4789	MDT	C9	903	Ceramic	3.28	30	26	3	Body sherd
4790	LMS	3	5001	Ceramic	2.18	25	18	4	Body sherd
4791	LMS	3	5001	Ceramic	1.75	21	15	4	Body sherd
4792	LMS	3	5001	Ceramic	2.48	27	19	4	Body sherd
4793	LMS	3	5001	Ceramic	5.22	29	27	5	Body sherd
4794	LMS	3	5001	Ceramic	6.04	41	20	5	Body sherd, very erroded no slip
4795	LMS	3	5001	Ceramic	1.02	13	12	3	Body sherd
4796	LMS	3	5001	Ceramic	4.36	31	16	4	Body sherd
4797	LMS	3	5001	Ceramic	4.24	32	22	4	Body sherd
4798	LMS	3	5001	Ceramic	3.05	21	20	5	Rim sherd but too small to measure diameter
4799	MDT	C9	905	Ceramic	2.48	23	17	4	Body sherd
4800	MDT	C9	903	Ceramic	2.52	25	22	3	Body sherd
4801	MDT	C9	903	Ceramic	1.16	21	13	4	Body sherd
4802	MDT	C9	903	Ceramic	1.39	16	14	4	Rim sherd but too small to measure diameter
4803	MDT	C9	904	Ceramic	1.31	23	15	3	body sherd
4804	MDT	C9	904	Ceramic	1.52	23	12	3	Body sherd, very erroded no slip
4805	MDT	C9	904	Ceramic	2.78	26	18	5	Body sherd
4806	MDT	C9	904	Ceramic	1.96	35	11	4	Body sherd
4807	MDT	C9	904	Ceramic	3.92	38	19	5	Body sherd
4808	MDT	C9	906	Ceramic	5.23	38	32	5	Body sherd
4809	MDT	C9	906	Ceramic	2.4	34	18	3	Body sherd
4810	MDT	C9	906	Ceramic	0.79	17	12	2	Body sherd
4811	MDT	C9	906	Ceramic	0.58	13	10	3	Body sherd
4812	MDT	C9	906	Ceramic	1.18	24	13	3	Body sherd
4813	MDT	C9	906	Ceramic	2.22	21	20	2	Body sherd
4814	MDT	C9	906	Ceramic	0.82	17	11	3	Body sherd
4815	MDT	C9	906	Ceramic	1.12	20	11	3	Body sherd
4816	MDT	C9	906	Ceramic	2.32	22	20	4	Body sherd
4817	MDT	C9	906	Ceramic	1.03	17	13	3	Body sherd, very erroded no slip
4818	MDT	C9	906	Ceramic	0.24	12	7	2	Body sherd
4819	LMS	3	5011	Ceramic	1.33	22	15	3	Body sherd, nice example of the slip
4820	MDT	C9	906	Ceramic	1.56	18	13	5	Body sherd
4821	MDT	C9	906	Ceramic	4.38	27	23	5	Body sherd
4822	MDT	C9	906	Ceramic	2.01	28	18	2	Body sherd, very erroded no slip
4823	MDT	C9	906	Ceramic	0.72	13	11	3	Body sherd
4824	MDT	C9	906	Ceramic	0.61	15	9	3	Body sherd
4825	MDT	C9	906	Ceramic	0.64	16	10	3	Body sherd
4826	MDT	C9	905	Ceramic	1.32	17	17	3	Body sherd
4827	MDT	C9	905	Ceramic	0.83	18	8	4	Rim sherd but too small to measure diameter
4828	MDT	C9	905	Ceramic	0.7	13	13	3	Body sherd
4829	MDT	C9	905	Ceramic	1.42	14	13	5	Body sherd
4830	LNW	1	1605	Ceramic	4.92	32	26	6	Body sherd
4831	LNW	1	1605	Ceramic	3.08	27	22	5	Body sherd
4832	LNW	1	1605	Ceramic	2.68	27	22	5	Body sherd
4833	LNW	1	1605	Ceramic	2.62	22	20	4	Body sherd
4834	LNW	1	1605	Ceramic	2.35	26	15	4	Body sherd
4835	LNW	1	1605	Ceramic	5.89	47	27	3	Body sherd
4836	LNW	1	1605	Ceramic	2.84	25	21	6	Body sherd
4837	LNW	1	1605	Ceramic	0.82	14	13	3	Body sherd
4838	LNW	1	1605	Ceramic	1.78	21	15	4	Body sherd
4839	LNW	1	1605	Ceramic	3.81	28	26	5	100 Rim sherd with squared rim
4840	LNW	1	1605	Ceramic	2.51	24	22	4	Body sherd
4841	LNW	1	1605	Ceramic	3.93	32	13	5	Body sherd with graffito? 6 incised lines
4842	LNW	1	1605	Ceramic	2.68	30	18	4	Body sherd, very erroded no slip
4843	LNW	1	1605	Ceramic	3.41	33	22	4	Body sherd, very erroded no slip
4844	LNW	1	1605	Ceramic	2.14	24	18	3	Body sherd
4845	LNW	1	1605	Ceramic	0.97	20	15	3	Body sherd, very erroded no slip

4846	LNW	1	1608	Ceramic	9.57	50	37	4	Decorated body sherd with moulded design of a sun or flower
4847	LNW	1	1608	Ceramic	4.92	37	19	5	Body sherd
4848	LNW	1	1608	Ceramic	3.32	37	22	3	Decorated Body sherd with moulded dot design
4849	LNW	1	1605	Ceramic	1.16	23	17	4	Decorated Body sherd with moulded design but too small a sherd to determine the pattern
4850	LNW	1	1605	Ceramic	2.81	32	25	4	Decorated Body sherd with half of a moulded sun or flower motif
4851	LNW	1	1608	Ceramic	15.9	64	38	5	Decorated Body sherd with moulded sun or flower motif
4852	LNW	1	1608	Ceramic	6.83	55	27	4	Decorated Body sherd with stamped spiral design
4853	LNW	1	1608	Ceramic	7.59	43	32	3	Decorated Body sherd with stamped or moulded flower motif
4854	LNW	1	1608	Ceramic	10.83	55	28	7	Decorated shoulder sherd with incised notch pattern
4855	LNW	1	1608	Ceramic	2.43	30	21	3	Body sherd
4856	LNW	1	1608	Ceramic	5.45	45	23	4	Body sherd
4857	LNW	1	1608	Ceramic	1.42	21	13	4	Body sherd
4858	LNW	1	1608	Ceramic	3.54	28	22	4	Body sherd
4859	LNW	1	1608	Ceramic	10.35	60	41	5	Decorated Body sherd with stamped or moulded spiral design
4860	LMS	3	5005	Ceramic	11.95	44	31	5	Body sherd
4861	LMS	3	5005	Ceramic	1.6	21	15	4	Body sherd
4862	LMS	3	5005	Ceramic	2.43	26	25	3	Body sherd
4863	LMS	3	5005	Ceramic	6.67	43	33	3	Body sherd
4864	LMS	3	5005	Ceramic	21.89	66	45	7	Body sherd
4865	LMS	3	5005	Ceramic	12.9	50	45	6	Body sherd
4866	LMS	3	5005	Ceramic	3.42	23	19	6	Body sherd
4867	LMS	3	5005	Ceramic	0.98	27	8	4	Body sherd
4868	LMS	3	5005	Ceramic	1.31	16	11	5	Body sherd
4869	LMS	3	5005	Ceramic	0.64	15	9	2	Body sherd
4870	LMS	3	5005	Ceramic	0.74	22	12	3	Body sherd
4871	LMS	3	5007	Ceramic	4.03	27	20	5	Body sherd
4872	LMS	3	5007	Ceramic	0.91	14	13	3	Body sherd
4873	LMS	3	5007	Ceramic	2.6	23	15	5	Body sherd
4874	LMS	3	5007	Ceramic	2.86	22	14	7	Body sherd
4875	LMS	3	5007	Ceramic	9.54	41	30	5	Decorated Body sherd, with cord or rope impressions
4876	LMS	3	5007	Ceramic	0.87	16	13	4	Decorated Body sherd with stamped or moulded design but too eroded to tell
4877	LMS	3	5011	Ceramic	2.75	28	17	4	Body sherd
4878	LMS	3	5011	Ceramic	6.72	42	30	4	Body sherd
4879	LMS	3	5011	Ceramic	3.75	35	20	3	Body sherd
4880	LMS	3	5011	Ceramic	4.5	29	21	5	Body sherd
4881	LMS	3	5011	Ceramic	3.89	33	21	5	Rim sherd, but too small to measure diameter
4882	LMS	3	5011	Ceramic	3.4	22	21	4	120 Rim sherd, very eroded no slip
4883	LMS	3	5011	Ceramic	2.07	22	15	5	110 Rim sherd
4884	LMS	3	5011	Ceramic	2.89	25	17	5	Body sherd
4885	LMS	3	5011	Ceramic	3.56	35	24	4	Body sherd
4886	LMS	3	5011	Ceramic	3.7	32	20	5	135 Rim sherd, very eroded no slip
4887	LMS	3	5011	Ceramic	0.78	13	12	3	Body sherd
4888	LMS	3	5011	Ceramic	0.73	17	10	2	Body sherd
4889	LMS	3	5011	Ceramic	1.13	17	13	3	Body sherd
4890	LMS	3	5011	Ceramic	0.42	11	10	5	Body sherd
4891	LMS	3	5011	Ceramic	1.45	23	12	2	Body sherd
4892	LMS	3	5011	Ceramic	1.84	19	18	4	Rim sherd, but too small to measure diameter

4893	LMS	3	5011	Ceramic	3.92	33	16	5		Body sherd
4894	LMS	3	5011	Ceramic	0.95	18	17	2		Body sherd
4895	LMS	3	5011	Ceramic	7.69	48	27	5		Body sherd
4896	LNW	1	1608	Ceramic	14.37	42	42	12		Small boat-shaped lid
4897	LNW	1	1608	Ceramic	3.54	32	25	4		Decorated body sherd with stamped spiral design
4898	LNW	1	1608	Ceramic	5.31	42	2	7	4	Decorated body sherd with stamped or moulded sun or flower motif, difficult to tell as it is very worn
4899	LMS	3	5012	Ceramic	7.16	44	33	4		Body sherd
4900	LMS	3	5012	Ceramic	2.14	22	16	4		Body sherd
4901	LMS	3	5012	Ceramic	3.93	23	23	6		Body sherd
4902	LMS	3	5012	Ceramic	5.62	30	28	5		Body sherd
4903	LMS	3	5012	Ceramic	0.49	13	12	2		Body sherd
4904	LMS	3	5012	Ceramic	3.28	31	25	4		Body sherd
4905	LMS	3	5012	Ceramic	2.51	27	15	4		Body sherd
4906	LMS	3	5012	Ceramic	1.61	26	13	3		Body sherd, very erroded no slip
4907	LMS	3	5012	Ceramic	3.5	25	22	5		Body sherd
4908	LMS	3	5012	Ceramic	2.2	23	16	4		Body sherd, very erroded no slip
4909	LMS	3	5012	Ceramic	7.02	34	25	6		Body sherd
4910	LMS	3	5012	Ceramic	1.23	22	9	3		Body sherd, very erroded no slip
4911	LMS	3	5012	Ceramic	2.98	34	16	4	120	Rim sherd
4912	LMS	3	5012	Ceramic	1.22	21	12	4		Body sherd
4913	LMS	3	5012	Ceramic	4.6	31	26	5		Body sherd, very erroded no slip
4914	LMS	3	5012	Ceramic	0.88	21	11	2		Body sherd, nice example of the slip
4915	LMS	3	5012	Ceramic	1.01	19	11	3		Body sherd
4916	LMS	3	5012	Ceramic	2.65	25	19	4	130	Rim sherd
4917	LMS	3	5012	Ceramic	0.58	15	10	2		Body sherd
4918	LMS	3	5012	Ceramic	15.8	48	42	5		Body sherd
4919	LMS	3	5012	Ceramic	3.08	34	19	4		Body sherd, very erroded no slip
4920	LMS	3	5011	Ceramic	1.67	23	13	4		Body sherd
4921	LMS	3	5011	Ceramic	1.75	23	16	3		Body sherd
4922	LMS	3	5011	Ceramic	1.35	18	14	3		Rim sherd, but too small to measure diameter
4923	LMS	3	5011	Ceramic	0.57	20	11	2		Body sherd
4924	LMS	3	5011	Ceramic	1.72	28	17	4		Body sherd
4925	LMS	3	5011	Ceramic	3.17	27	23	5		Body sherd
4926	LMS	3	5011	Ceramic	7.04	34	30	4		Body sherd
4927	LMS	3	5011	Ceramic	1.58	19	18	3		Body sherd
4928	LMS	3	5011	Ceramic	2.36	18	15	4		Body sherd
4929	LMS	3	5011	Ceramic	3.83	45	21	4		Body sherd
4930	LMS	3	5011	Ceramic	1.92	24	18	3		Body sherd
4931	LMS	3	5011	Ceramic	2.41	24	19	4		Body sherd
4932	LMS	3	5011	Ceramic	2	24	17	4		Body sherd
4933	LMS	3	5011	Ceramic	1.54	21	15	4		Rim sherd, but too small to measure diameter
4934	LMS	3	5011	Ceramic	1.48	28	17	3		Body sherd
4935	LMS	3	5011	Ceramic	1.91	18	16	3		Body sherd, very erroded no slip
4936	LMS	3	5011	Ceramic	1.26	25	14	3		Body sherd
4937	LMS	3	5011	Ceramic	1.89	21	16	5		Body sherd
4938	LMS	3	5011	Ceramic	2.76	28	27	3		Body sherd
4939	LMS	3	5011	Ceramic	2.91	20	21	4		Body sherd
4940	LMS	3	5011	Ceramic	1.96	24	13	5		Body sherd
4941	LMS	3	5011	Ceramic	3.86	35	28	4		Body sherd
4942	LMS	3	5011	Ceramic	2.28	25	19	4		Body sherd
4943	LMS	3	5011	Ceramic	9.34	37	34	5		Body sherd
4944	LMS	3	5011	Ceramic	1.92	22	14	4		Rim sherd, but too small to measure diameter
4945	LMS	3	5011	Ceramic	1.85	21	14	4		Rim sherd, but too small to measure diameter

4946	LMS	3	5011	Ceramic	1.1	25	13	2		Body sherd
4947	LMS	3	5011	Ceramic	2.01	18	17	3		Body sherd
4948	LMS	3	5011	Ceramic	1.06	20	18	3		Body sherd
4949	LMS	3	5011	Ceramic	0.85	17	11	4		Body sherd
4950	LMS	3	5011	Ceramic	0.75	14	12	3	120	Rim sherd
4951	LMS	3	5011	Ceramic	0.75	19	9	3		Body sherd
4952	LMS	3	5011	Ceramic	2.69	29	16	4		Body sherd
4953	LMS	3	5011	Ceramic	2.11	20	18	5		Rim sherd, but too small to measure diameter
4954	LMS	3	5011	Ceramic	2.74	24	24	4		Body sherd
4955	LMS	3	5011	Ceramic	1.15	24	11	4		Body sherd, very erroded no slip
4957	LMS	3	5011	Ceramic	4.14	28	23	4		Body sherd, very erroded no slip
4958	LMS	3	5011	Ceramic	0.96	18	13	3		Body sherd
4959	LMS	3	5011	Ceramic	1.47	18	14	4		Body sherd, very erroded no slip
4960	MDT	C9	906	Ceramic	7.94	45	35	4		Body sherd
4961	MDT	C9	906	Ceramic	4.29	29	25	4		Body sherd, nice example!
4962	MDT	C9	906	Ceramic	3.91	40	17	4		Body sherd
4963	MDT	C9	906	Ceramic	7.5	47	22	5		Body sherd
4964	MDT	C9	906	Ceramic	5.43	36	27	4		Body sherd
4965	MDT	C9	906	Ceramic	3.45	23	21	5		Body sherd
4966	MDT	C9	906	Ceramic	1.72	21	18	3		Body sherd
4967	MDT	C9	906	Ceramic	1.43	19	15	4		Body sherd
4968	MDT	C9	906	Ceramic	2.92	25	20	5		Body sherd
4969	MDT	C9	906	Ceramic	2.4	32	26	4		Body sherd
4970	MDT	C9	906	Ceramic	2.27	23	19	4		Body sherd
4971	MDT	C9	906	Ceramic	2.6	30	27	4		Body sherd
4972	MDT	C9	906	Ceramic	12.67	43	40	6		Body sherd
4973	MDT	C9	906	Ceramic	9.66	51	35	6		Body sherd
4974	MDT	C9	906	Ceramic	6.02	37	27	4		Body sherd
4975	MDT	C9	906	Ceramic	3.51	27	27	4		Body sherd
4976	MDT	C9	906	Ceramic	1.48	18	15	6		Body sherd
4977	MDT	C9	906	Ceramic	2.45	21	18	4		Body sherd
4978	MDT	C9	906	Ceramic	3.24	33	15	4		Body sherd
4979	MDT	C9	906	Ceramic	1.79	29	18	4		Body sherd
4980	MDT	C9	906	Ceramic	2.17	25	14	5		Body sherd
4981	MDT	C9	906	Ceramic	1.56	32	15	3		Body sherd
4982	MDT	C9	906	Ceramic	0.97	16	11	3		Body sherd
4983	MDT	C9	906	Ceramic	2.09	19	16	4		Body sherd
4984	MDT	C9	906	Ceramic	1.37	16	12	6		Body sherd
4985	MDT	C9	906	Ceramic	1.54	29	13	4		Body sherd
4986	MDT	C9	906	Ceramic	0.69	15	12	2		Body sherd
4987	MDT	C9	906	Ceramic	3.89	30	22	6		Body sherd
4988	MDT	C9	906	Ceramic	2.55	34	20	3		Body sherd
4989	MDT	C9	906	Ceramic	3.16	21	15	7		Body sherd
4990	MDT	C9	906	Ceramic	4.07	38	22	4		Body sherd
4991	MDT	C9	906	Ceramic	1.14	16	14	3		Body sherd
4992	MDT	C9	906	Ceramic	2.13	20	15	5		Body sherd
4993	MDT	C9	906	Ceramic	2.66	30	18	4		Body sherd
4994	MDT	C9	906	Ceramic	1.41	19	18	3		Body sherd
4995	MDT	C9	906	Ceramic	1.42	20	11	4		Body sherd
4996	MDT	C9	906	Ceramic	2.04	25	20	3		Body sherd
4997	MDT	C9	906	Ceramic	2.12	29	13	4		Body sherd
4998	MDT	C9	906	Ceramic	1.17	20	15	4		Body sherd
4999	MDT	C9	906	Ceramic	2.05	21	18	4		Body sherd
5000	MDT	C9	906	Ceramic	4.63	36	21	5		Body sherd
5001	MDT	C9	906	Ceramic	1.42	19	18	3		Body sherd
5002	MDT	C9	906	Ceramic	0.72	14	10	4		Body sherd
5003	MDT	C9	906	Ceramic	1.1	23	12	3		Body sherd
5004	MDT	C9	906	Ceramic	1.73	22	16	3		Rim sherd but too small to measure diameter
5005	MDT	C9	906	Ceramic	2.53	26	23	4		Rim sherd but too small to measure diameter

5006	MDT	C9	906	Ceramic	1.32	23	15	3		Body sherd
5007	MDT	C9	906	Ceramic	1.07	15	14	3		Body sherd
5008	MDT	C9	906	Ceramic	1.02	15	14	3		Body sherd
5009	MDT	C9	906	Ceramic	1.59	18	13	4		Body sherd, very erroded no slip
5010	MDT	C9	906	Ceramic	1.41	23	16	3		Body sherd, very erroded no slip
5011	MDT	C9	906	Ceramic	1.04	15	12	3		Body sherd, very erroded no slip
5012	MDT	C9	906	Ceramic	2.17	35	23	3		Body sherd, very erroded no slip
5013	MDT	C9	906	Ceramic	6.78	31	26	5		Base sherd
5014	MDT	C9	906	Ceramic	1.95	31	21	4		Body sherd
5015	MDT	C9	906	Ceramic	5.11	32	20	5	100	Rim sherd
5016	MDT	C9	906	Ceramic	0.83	15	11	3		Body sherd
5017	MDT	C9	906	Ceramic	0.58	17	10	3		Body sherd, very erroded no slip
5018	MDT	C9	906	Ceramic	0.55	11	10	4		Body sherd
5019	MDT	C9	906	Ceramic	0.52	11	11	2		Body sherd
5020	MDT	C9	906	Ceramic	0.52	11	10	3		Body sherd
5021	MDT	C9	906	Ceramic	0.43	15	9	2		Body sherd
5022	MDT	C9	906	Ceramic	0.7	15	13	3		Body sherd
5023	MDT	C9	906	Ceramic	1.78	18	15	4	115	Rim sherd
5024	LMS	3	5012	Ceramic	3.48	38	15	5		Body sherd
5025	LMS	3	5012	Ceramic	1.76	24	18	3		Body sherd
5026	LMS	3	5012	Ceramic	1.14	17	13	3		Body sherd
5027	LMS	3	5012	Ceramic	1.48	13	13	4		Body sherd
5028	LMS	3	5012	Ceramic	2.38	21	15	4		Body sherd
5029	LMS	3	5012	Ceramic	3.36	22	19	5		Body sherd
5030	LMS	3	5012	Ceramic	1.71	17	15	3		Body sherd
5031	LMS	3	5012	Ceramic	1.25	15	15	4		Body sherd
5032	LMS	3	5012	Ceramic	2.48	26	18	3		Body sherd
5033	LMS	3	5012	Ceramic	3.48	27	19	4		Body sherd
5034	LMS	3	5012	Ceramic	1.23	19	12	4		Body sherd
5035	LMS	3	5012	Ceramic	1.81	23	15	5		Body sherd
5036	LMS	3	5012	Ceramic	2.44	24	22	3	120	Rim sherd
5037	LMS	3	5012	Ceramic	1.29	20	16	5		Body sherd
5038	LMS	3	5012	Ceramic	1.45	27	10	4		Body sherd
5039	LMS	3	5012	Ceramic	2.42	24	17	5		Body sherd, very erroded no slip
5040	LMS	3	5012	Ceramic	0.59	18	15	2		Rim sherd, but too small to measure diameter
5041	LMS	3	5012	Ceramic	1.59	18	14	6		Body sherd
5042	LMS	3	5012	Ceramic	1.48	18	16	4		Body sherd, very erroded no slip
5043	LMS	3	5012	Ceramic	0.67	14	9	3		Body sherd
5044	LMS	3	5012	Ceramic	4.67	27	26	4		Body sherd
5045	LMS	3	5012	Ceramic	4.76	37	27	4		Body sherd
5046	LMS	3	5012	Ceramic	1.39	20	15	3	110	Rim sherd
5047	LMS	3	5012	Ceramic	2.11	31	15	3		Body sherd
5048	LMS	3	5012	Ceramic	1.41	22	13	4		Body sherd, very erroded no slip
5049	LMS	3	5012	Ceramic	1.21	23	17	2		Body sherd, very erroded no slip
5050	LMS	3	5012	Ceramic	7.47	30	27	7	125	Rim sherd
5051	LMS	3	5012	Ceramic	1.2	19	13	3		Body sherd
5052	LMS	3	5012	Ceramic	2.79	29	20	4	130	Rim sherd
5053	LMS	3	5012	Ceramic	0.94	20	12	3		Body sherd
5054	LMS	3	5012	Ceramic	1.04	20	14	3		Body sherd
5055	LMS	3	5012	Ceramic	0.71	12	12	3		Body sherd
5056	LMS	3	5012	Ceramic	1.28	17	14	4		Body sherd, very erroded no slip
5057	LMS	3	5011	Ceramic	1.68	18	16	5		Body sherd, very erroded no slip
5058	LMS	3	5011	Ceramic	6.95	30	27	6		Body sherd
5059	LMS	3	5011	Ceramic	2.84	24	20	4		Body sherd
5060	LMS	3	5011	Ceramic	1.5	19	13	4		Body sherd
5061	LMS	3	5011	Ceramic	1.22	22	15	3		Body sherd, very erroded no slip
5062	MDT	C9	906	Ceramic	2.17	25	20	3		Body sherd, very erroded no slip
5063	MDT	C9	906	Ceramic	2.04	23	19	4	115	Rim sherd, very erroded no slip
5064	MDT	C9	906	Ceramic	2.75	28	17	5		Body sherd
5065	MDT	C9	906	Ceramic	0.56	18	9	2		Body sherd
5066	MDT	C9	906	Ceramic	2.1	26	17	3		Body sherd, very erroded no slip

5067	MDT	C9	906	Ceramic	0.42	12	7	2	Body sherd
5068	MDT	C9	906	Ceramic	2.68	27	17	5	Body sherd
5069	MDT	C9	906	Ceramic	0.92	16	11	4	Rim sherd, but too small to measure diameter
5070	MDT	C9	906	Ceramic	3.83	30	20	5	Body sherd, very erroded no slip
5071	MDT	C9	906	Ceramic	0.36	10	6	3	Body sherd, very erroded no slip
5072	MDT	C9	906	Ceramic	1.04	19	10	4	Body sherd, very erroded no slip
5073	MDT	C9	906	Ceramic	0.53	15	10	3	Body sherd
5074	MDT	C9	906	Ceramic	0.43	13	8	3	Body sherd, very erroded no slip
5075	MDT	C9	906	Ceramic	0.43	13	7	4	Body sherd
5076	MDT	C9	906	Ceramic	4.94	29	26	9	Base sherd
5077	LNW	1	1608	Ceramic	6.49	38	32	4	Decorated body sherd with stamped spiral design
5078	LNW	1	1608	Ceramic	2.55	27	19	3	Decorated body sherd with stamped spiral design
5079	LNW	1	1608	Ceramic	6.47	40	27	5	Decorated body sherd with cord impression
5080	LNW	1	1608	Ceramic	14.51	61	39	5	Decorated body sherd with stamped spiral design
5081	LNW	1	1608	Ceramic	3.61	48	16	3	Decorated body sherd with stamped spiral design
5082	LNW	1	1608	Ceramic	16.82	74	47	5	Decorated body sherd with stamped spiral design
5083	LNW	1	1608	Ceramic	3.81	37	24	4	Decorated body sherd with stamped spiral design
5084	LNW	1	1608	Ceramic	14.19	38	37	15	Boat-shaped Lid
5085	LMS	3	5014	Ceramic	5.49	27	27	6	Body sherd
5086	LMS	3	5014	Ceramic	12.92	49	38	8	Body sherd
5087	LMS	3	5014	Ceramic	3.74	26	24	4	Body sherd
5088	LMS	3	5014	Ceramic	1.15	18	13	4	Body sherd
5089	LMS	3	5014	Ceramic	4.9	32	25	6	130 Rim sherd
5090	LMS	3	5014	Ceramic	3.49	29	27	4	Body sherd
5091	LMS	3	5014	Ceramic	5.3	42	32	3	Body sherd
5092	LMS	3	5014	Ceramic	5.61	35	29	5	Body sherd
5093	LMS	3	5014	Ceramic	14.18	61	40	4	Body sherd
5094	LMS	3	5014	Ceramic	2.13	19	16	4	Body sherd
5095	LMS	3	5014	Ceramic	1.77	21	14	5	Body sherd
5096	LMS	3	5014	Ceramic	2.64	28	19	4	Body sherd
5097	LMS	3	5014	Ceramic	5.14	24	21	6	Body sherd
5098	LMS	3	5014	Ceramic	2.3	24	18	4	Body sherd
5099	LMS	3	5014	Ceramic	2.91	28	23	5	Body sherd
5100	LMS	3	5014	Ceramic	1.53	21	16	3	Body sherd
5101	LMS	3	5014	Ceramic	4.06	25	23	6	Body sherd
5102	LMS	3	5014	Ceramic	2.62	23	17	4	Body sherd
5103	LMS	3	5014	Ceramic	3.46	28	22	5	Body sherd
5104	LMS	3	5014	Ceramic	5.53	35	25	6	Body sherd
5105	LMS	3	5014	Ceramic	7.87	44	34	4	Body sherd
5106	LMS	3	5014	Ceramic	1.84	17	16	4	Body sherd
5107	LMS	3	5014	Ceramic	3.2	23	20	4	Body sherd
5108	LMS	3	5014	Ceramic	3.34	27	18	5	Body sherd
5109	LMS	3	5014	Ceramic	2.28	21	16	4	Body sherd
5110	LMS	3	5014	Ceramic	0.97	18	11	4	Body sherd
5111	LMS	3	5014	Ceramic	2.22	21	13	6	Body sherd
5112	LMS	3	5014	Ceramic	2.35	20	17	5	Body sherd
5113	LMS	3	5014	Ceramic	13.16	57	38	4	Base sherd
5114	LMS	3	5014	Ceramic	1.99	26	18	3	Body sherd
5115	LMS	3	5014	Ceramic	1.64	19	18	3	Body sherd
5116	LMS	3	5014	Ceramic	3.38	35	18	3	Body sherd
5117	LMS	3	5014	Ceramic	2.54	25	17	4	Body sherd
5118	LMS	3	5014	Ceramic	3.57	31	17	5	130 Body sherd
5119	LMS	3	5014	Ceramic	3.01	30	20	4	Body sherd, very erroded no slip
5120	LMS	3	5014	Ceramic	1.02	27	10	3	Body sherd, very erroded no slip

5121	LMS	3	5014	Ceramic	1.53	25	17	4		Body sherd, very erroded no slip
5122	LMS	3	5014	Ceramic	2.42	33	15	3		Body sherd
5123	LMS	3	5014	Ceramic	2.61	29	17	4		Body sherd
5124	LMS	3	5014	Ceramic	0.58	11	11	3		Body sherd
5125	LMS	3	5014	Ceramic	4.81	33	27	3		Body sherd
5126	LMS	3	5014	Ceramic	7.74	38	29	7	130	Rim sherd
5127	LMS	3	5014	Ceramic	4.29	43	20	4		Body sherd
5128	LMS	3	5014	Ceramic	1.16	24	14	3		Body sherd
5129	LMS	3	5014	Ceramic	0.76	19	15	2		Body sherd
5130	LMS	3	5014	Ceramic	2.66	26	14	4		Body sherd
5131	LMS	3	5014	Ceramic	0.71	23	10	2	120	Rim sherd with slight everted rim
5132	LMS	3	5014	Ceramic	1.63	21	13	4		Rim sherd, but too small to measure diameter
5133	LMS	3	5014	Ceramic	2.28	24	16	5		Body sherd
5134	LMS	3	5014	Ceramic	1.88	26	16	4		Body sherd
5135	LMS	3	5014	Ceramic	2.64	22	17	4		Body sherd
5136	LMS	3	5014	Ceramic	1.43	24	10	4		Body sherd, very erroded no slip
5137	LMS	3	5014	Ceramic	3.95	32	23	3	145	Rim sherd, very erroded no slip
5138	LMS	3	5014	Ceramic	2.82	21	19	6		Body sherd
5139	LMS	3	5014	Ceramic	0.83	26	12	2		Body sherd
5140	LMS	3	5014	Ceramic	1.48	26	17	2		Body sherd
5141	LMS	3	5014	Ceramic	4.62	30	21	5		Body sherd, very erroded no slip
5142	LMS	3	5014	Ceramic	1.99	20	20	3		Body sherd, very erroded no slip
5143	LMS	3	5014	Ceramic	2.36	19	15	5		Body sherd
5144	LMS	3	5014	Ceramic	1.72	17	16	5		Body sherd
5145	LMS	3	5014	Ceramic	4.2	28	26	4		Body sherd
5146	LMS	3	5014	Ceramic	2.79	23	19	4		Body sherd
5147	LMS	3	5014	Ceramic	1.41	20	15	4		Body sherd
5148	LMS	3	5014	Ceramic	1.98	17	16	6		Body sherd
5149	LMS	3	5014	Ceramic	0.45	19	8	2		Body sherd
5150	LMS	3	5014	Ceramic	1.2	15	10	5		Body sherd
5151	LMS	3	5014	Ceramic	1.64	22	18	4		Body sherd
5152	LMS	3	5014	Ceramic	2.41	27	21	3		Body sherd
5153	LMS	3	5014	Ceramic	1.12	24	10	2		Body sherd
5154	LMS	3	5014	Ceramic	0.96	16	13	4		Body sherd, very erroded no slip
5155	LMS	3	5014	Ceramic	0.86	17	14	2		Body sherd, very erroded no slip
5156	LMS	3	5014	Ceramic	0.94	20	13	3		Body sherd
5157	LMS	3	5014	Ceramic	1.38	22	14	4		Body sherd
5158	LMS	3	5014	Ceramic	1.67	24	14	4		Body sherd
5159	LMS	3	5014	Ceramic	0.74	15	13	2		Body sherd, very erroded no slip
5160	LMS	3	5014	Ceramic	1.1	19	12	4		Body sherd, very erroded no slip
5161	LMS	3	5014	Ceramic	2.56	30	16	3		Body sherd
5162	LMS	3	5014	Ceramic	2.93	39	18	5		Body sherd
5163	LMS	3	5014	Ceramic	0.96	18	13	3		Body sherd
5164	LMS	3	5014	Ceramic	0.89	20	10	2		Body sherd, very erroded no slip
5165	LMS	3	5014	Ceramic	4.13	36	22	3		Body sherd
5166	LMS	3	5014	Ceramic	2.54	22	20	5		Body sherd
5167	LMS	3	5014	Ceramic	1.03	18	10	5		Rim sherd, but too small to measure diameter
5168	LMS	3	5014	Ceramic	0.35	12	8	2		Body sherd
5169	LMS	3	5014	Ceramic	0.77	15	13	3		Body sherd, very erroded no slip
5170	LMS	3	5014	Ceramic	0.88	16	11	3		Body sherd
5171	LMS	3	5014	Ceramic	1.53	20	20	3		Body sherd
5172	LMS	3	5014	Ceramic	0.52	14	12	2		Body sherd
5173	LMS	3	5014	Ceramic	0.37	13	8	3		Body sherd
5174	LMS	3	5014	Ceramic	0.85	24	8	3		Body sherd
5175	LMS	3	5014	Ceramic	1.12	18	13	4		Rim sherd, but too small to measure diameter
5176	LMS	3	5014	Ceramic	0.98	13	12	4		Body sherd
5177	LMS	3	5014	Ceramic	5.37	36	20	4		Body sherd
5178	LMS	3	5014	Ceramic	4.08	33	21	4		Body sherd

5179	LNW	1	1617	Ceramic	3.13	28	19	4	Decorated body sherd with stamped spiral design
5180	LNW	1	1617	Ceramic	2.16	23	22	3	Decorated body sherd with stamped spiral design
5181	LNW	1	1617	Ceramic	4	41	34	4	Decorated body sherd with stamped spiral design
5182	LNW	1	1617	Ceramic	7.69	49	25	5	Decorated body sherd with stamped spiral design
5183	LNW	1	1617	Ceramic	5.71	38	28	4	Decorated body sherd with stamped spiral design
5184	LNW	1	1617	Ceramic	7.69	47	30	4	Decorated Body sherd with stamped spiral design
5185	LNW	1	1617	Ceramic	8.62	41	38	5	Decorated body sherd with stamped spiral design
5186	LNW	1	1617	Ceramic	8.34	48	27	5	Decorated body sherd with stamped spiral design
5187	LNW	1	1617	Ceramic	1.83	20	18	4	Decorated body sherd with stamped spiral design
5188	LNW	1	1617	Ceramic	22.79	62	48	5	Good example of a decorated body sherd with stamped spiral design
5189	MDT	C9	907	Ceramic	1.09	19	14	3	Rim sherd, but too small to measure diameter
5190	MDT	C9	907	Ceramic	1.68	24	13	4	Body sherd
5191	MDT	C9	907	Ceramic	1.94	30	10	4	Body sherd
5192	MDT	C9	907	Ceramic	2.45	24	12	4	Body sherd
5193	MDT	C9	907	Ceramic	2.68	25	17	4	Body sherd
5194	MDT	C9	907	Ceramic	1.29	17	14	3	Body sherd
5195	MDT	C9	907	Ceramic	5.04	30	18	7	Body sherd
5196	MDT	C9	907	Ceramic	1.21	23	15	2	Body sherd
5197	MDT	C9	907	Ceramic	4.79	26	23	5	Body sherd
5198	MDT	C9	907	Ceramic	1.83	20	11	5	Body sherd
5199	MDT	C9	907	Ceramic	1.6	19	14	4	Body sherd
5200	MDT	C9	907	Ceramic	3.03	26	19	5	Body sherd
5201	MDT	C9	907	Ceramic	7.2	40	27	6	Body sherd
5202	MDT	C9	907	Ceramic	5.2	27	25	8	Body sherd
5203	MDT	C9	907	Ceramic	1.64	19	15	3	Body sherd
5204	MDT	C9	907	Ceramic	1.42	20	13	5	Rim sherd, but too small to measure diameter
5205	MDT	C9	907	Ceramic	0.6	18	9	2	Body sherd
5206	LNW	1	1609	Ceramic	9.78	45	29	5	Decorated body sherd with stamped spiral design
5207	LNW	1	1609	Ceramic	3.96	35	29	3	Decorated body sherd with stamped spiral design
5208	LNW	1	1608	Ceramic	3.01	25	22	4	Decorated body sherd with stamped spiral design
5209	LNW	1	1608	Ceramic	2.22	24	18	3	Decorated body sherd stamped or moulded design but too eroded to tell
5210	LNW	1	1608	Ceramic	3.55	24	24	5	Decorated body sherd with stamped or moulded concentric circle design (similar to Verardi)
5211	LNW	1	1608	Ceramic	1.14	20	13	3	Decorated body sherd with stamped or moulded concentric circle design (similar to previous but more eroded)
5212	LNW	1	1608	Ceramic	3.84	26	20	5	Body sherd
5213	LMS	3	5014	Ceramic	7	41	38	4	Body sherd, but very worn, still some slip
5214	LMS	3	5014	Ceramic	4.59	30	28	4	Body sherd
5215	LMS	3	5014	Ceramic	2.14	38	24	2	Body sherd, but very worn, still some slip
5216	LMS	3	5014	Ceramic	8.3	32	24	8	125 Rim sherd, closed mouth bowl, Rim N

5217	LMS	3	5014	Ceramic	24.97	70	64	4	Body sherd, good example!
5218	LMS	3	5014	Ceramic	6.64	31	28	6	Body sherd
5219	LMS	3	5014	Ceramic	19.55	60	52	6	Body sherd
5220	LMS	3	5014	Ceramic	9.26	42	33	5	Body sherd
5221	LMS	3	5014	Ceramic	5.04	29	24	5	Body sherd
5222	LMS	3	5014	Ceramic	3.86	26	20	5	Body sherd
5223	LMS	3	5014	Ceramic	2.71	30	20	4	Body sherd
5224	LMS	3	5014	Ceramic	2.96	24	20	5	Body sherd
5225	LMS	3	5014	Ceramic	1.89	25	14	4	Body sherd
5226	LMS	3	5014	Ceramic	5.94	35	30	5	Body sherd
5227	LMS	3	5014	Ceramic	3.14	27	22	4	Body sherd
5228	LMS	3	5014	Ceramic	7.8	37	32	4	Body sherd
5229	LMS	3	5014	Ceramic	5.18	37	28	4	Body sherd
5230	LMS	3	5014	Ceramic	7.25	31	30	6	Body sherd
5231	LMS	3	5014	Ceramic	4.08	31	29	5	Body sherd
5232	LMS	3	5014	Ceramic	2.35	29	21	4	Body sherd
5233	LMS	3	5014	Ceramic	12.64	51	29	5	Body sherd, but very worn, still some slip
5234	LMS	3	5014	Ceramic	2.56	32	26	2	Body sherd
5235	LMS	3	5014	Ceramic	5.32	44	24	4	Body sherd
5236	LMS	3	5014	Ceramic	3.46	30	29	4	Body sherd
5237	LMS	3	5014	Ceramic	1.1	17	16	3	Body sherd
5238	LMS	3	5014	Ceramic	2.91	30	24	5	120 Rim sherd, closed mouth bowl, Rim N
5239	LMS	3	5014	Ceramic	2.13	19	19	4	Body sherd
5240	LMS	3	5014	Ceramic	4.68	28	26	4	Body sherd
5241	LMS	3	5014	Ceramic	4.66	28	21	7	125 Rim sherd, closed mouth bowl, Rim N
5242	LMS	3	5014	Ceramic	2.92	37	20	3	Body sherd
5243	LMS	3	5014	Ceramic	3.03	25	20	3	Body sherd
5244	LMS	3	5014	Ceramic	1.71	19	17	4	Rim sherd, but too small to measure diameter
5245	LMS	3	5014	Ceramic	2.68	26	24	3	Body sherd
5246	LMS	3	5014	Ceramic	1.72	23	15	4	Body sherd, very erroded no slip
5247	LMS	3	5014	Ceramic	0.91	18	13	2	Body sherd, very erroded no slip
5248	LMS	3	5014	Ceramic	0.72	14	12	3	Body sherd
5249	LMS	3	5014	Ceramic	1.16	17	15	3	Body sherd, very erroded no slip
5250	LMS	3	5014	Ceramic	1.3	22	13	3	Body sherd
5251	LMS	3	5014	Ceramic	3.87	22	20	5	Body sherd
5252	LMS	3	5014	Ceramic	0.69	13	11	3	Body sherd
5253	LMS	3	5014	Ceramic	1.08	19	14	3	Body sherd
5254	LMS	3	5014	Ceramic	2.82	28	19	4	Body sherd
5255	LMS	3	5014	Ceramic	3.39	27	16	4	Body sherd
5256	LMS	3	5014	Ceramic	0.5	13	10	2	Body sherd
5257	LMS	3	5014	Ceramic	4.4	36	25	4	Body sherd
5258	LMS	3	5014	Ceramic	2.43	28	15	4	Body sherd
5259	LMS	3	5014	Ceramic	5.78	42	22	4	Body sherd
5260	LMS	3	5014	Ceramic	2.88	18	18	6	Body sherd
5261	LMS	3	5014	Ceramic	5.61	33	22	6	Body sherd
5262	LMS	3	5014	Ceramic	6.09	37	28	4	Body sherd
5263	LMS	3	5014	Ceramic	4.87	38	23	4	Body sherd
5264	LMS	3	5014	Ceramic	3.85	29	18	5	Body sherd
5265	LMS	3	5014	Ceramic	2.7	23	19	5	Body sherd
5266	LMS	3	5014	Ceramic	2.46	27	17	5	Body sherd
5267	LMS	3	5014	Ceramic	4.5	33	24	4	Body sherd
5268	LMS	3	5014	Ceramic	6.38	37	21	6	Body sherd
5269	LMS	3	5014	Ceramic	3.96	24	15	7	Body sherd
5270	LMS	3	5014	Ceramic	2.33	24	18	4	Body sherd
5271	LMS	3	5014	Ceramic	3.46	30	25	3	Body sherd
5272	LMS	3	5014	Ceramic	2.15	24	20	3	Body sherd
5273	LMS	3	5014	Ceramic	2.46	22	19	4	Body sherd
5274	LMS	3	5014	Ceramic	2.77	33	23	4	Body sherd

5275	LMS	3	5014	Ceramic	1.95	21	17	4		Body sherd
5276	LMS	3	5014	Ceramic	1.68	16	13	4		Body sherd, very erroded no slip
5277	LMS	3	5014	Ceramic	2.73	28	22	3		Body sherd
5278	LMS	3	5014	Ceramic	1.91	24	22	2		Body sherd
5279	LMS	3	5014	Ceramic	2.77	32	24	3		Body sherd
5280	LMS	3	5014	Ceramic	1.76	26	15	3		Body sherd
5281	LMS	3	5014	Ceramic	1.23	18	12	4		Body sherd
5282	LMS	3	5014	Ceramic	1.96	25	21	2		Body sherd
5283	LMS	3	5014	Ceramic	1.43	27	11	4		Body sherd
5284	LMS	3	5014	Ceramic	2.47	27	16	4		Body sherd
5285	LMS	3	5014	Ceramic	6.48	35	25	5	120	Rim sherd
5286	LMS	3	5014	Ceramic	4.99	30	26	4		Body sherd
5287	LMS	3	5014	Ceramic	2.93	32	20	3		Body sherd
5288	LMS	3	5014	Ceramic	2.62	25	19	3		Body sherd
5289	LMS	3	5014	Ceramic	1.5	21	15	3		Body sherd
5290	LMS	3	5014	Ceramic	1.76	22	16	3		Body sherd
5291	LMS	3	5014	Ceramic	1	33	11	2		Body sherd
5292	LMS	3	5014	Ceramic	1.73	33	17	3		Body sherd
5293	LMS	3	5014	Ceramic	1.31	17	14	5		Body sherd
5294	LMS	3	5014	Ceramic	3.15	25	22	4		Body sherd
5295	LMS	3	5014	Ceramic	7.57	37	22	5		Body sherd
5296	LMS	3	5014	Ceramic	2.8	23	21	4		Body sherd
5297	LMS	3	5014	Ceramic	1.18	18	13	3		Body sherd
5298	LMS	3	5014	Ceramic	1.19	19	16	2		Body sherd
5299	LMS	3	5014	Ceramic	1.41	34	12	3		Body sherd, very erroded no slip
5300	LMS	3	5014	Ceramic	3.7	28	18	5		Body sherd
5301	LMS	3	5014	Ceramic	2.87	22	21	4	100	Rim sherd, very erroded no slip
5302	LMS	3	5014	Ceramic	3.08	25	16	6		Body sherd
5303	LMS	3	5014	Ceramic	5.7	29	23	6		Body sherd
5304	LMS	3	5014	Ceramic	7.61	37	26	5		Body sherd
5305	LMS	3	5014	Ceramic	3.12	26	18	5		Body sherd
5306	LMS	3	5014	Ceramic	3.03	22	22	5		Body sherd
5307	LMS	3	5014	Ceramic	3.56	35	18	5		Body sherd
5308	LMS	3	5014	Ceramic	5.35	28	28	6		Body sherd
5309	LMS	3	5014	Ceramic	3.11	23	18	4		Body sherd
5310	LMS	3	5014	Ceramic	2.38	23	17	4		Body sherd
5311	LMS	3	5014	Ceramic	2.73	30	19	4		Body sherd, very erroded no slip
5312	LMS	3	5014	Ceramic	1.48	17	17	3		Body sherd
5313	LMS	3	5014	Ceramic	3.15	29	25	3		Body sherd
5314	LMS	3	5014	Ceramic	10.61	52	40	3	95	Rim sherd, slightly everted rim. Joins with SF5315
5315	LMS	3	5014	Ceramic	1.32	18	16	3	95	Rim sherd, slightly everted rim. Joins with SF5314
5316	LMS	3	5014	Ceramic	2.46	35	30	3		Body sherd
5317	LMS	3	5014	Ceramic	3.48	25	20	5		Body sherd
5318	LMS	3	5014	Ceramic	5.09	30	28	6		Body sherd, very erroded no slip
5319	LMS	3	5014	Ceramic	3.77	26	25	4		Body sherd
5320	LMS	3	5014	Ceramic	1.46	18	16	3		Body sherd
5321	LMS	3	5014	Ceramic	0.83	22	12	3		Body sherd
5322	LMS	3	5014	Ceramic	3.04	28	26	5		Body sherd
5323	LMS	3	5014	Ceramic	4.02	32	27	3		Body sherd
5324	LMS	3	5014	Ceramic	2.68	34	15	4		Body sherd
5325	LMS	3	5014	Ceramic	2.44	19	16	4		Body sherd
5326	LMS	3	5014	Ceramic	1.68	18	17	3		Body sherd, very erroded no slip
5327	LMS	3	5014	Ceramic	0.98	17	12	3		Body sherd, very erroded no slip
5328	LMS	3	5014	Ceramic	1.42	18	17	4		Body sherd, very erroded no slip
5329	LMS	3	5014	Ceramic	0.42	10	10	2		Body sherd
5330	LMS	3	5014	Ceramic	1.06	13	13	3		Body sherd
5331	LMS	3	5014	Ceramic	1.38	19	12	4		Body sherd
5332	LMS	3	5014	Ceramic	1.45	23	14	3		Body sherd
5333	LMS	3	5014	Ceramic	1.73	17	15	5		Body sherd
5334	LMS	3	5014	Ceramic	7.85	47	17	6		Body sherd

5335	LMS	3	5014	Ceramic	8.84	35	28	7		Body sherd
5336	LMS	3	5014	Ceramic	6.3	37	23	5		Body sherd
5337	LMS	3	5014	Ceramic	3.16	27	20	5		Body sherd
5338	LMS	3	5014	Ceramic	2.6	25	23	4		Body sherd
5339	LMS	3	5014	Ceramic	1.48	23	13	3		Body sherd
5340	LMS	3	5014	Ceramic	3.55	29	25	4		Body sherd
5341	LMS	3	5014	Ceramic	3.95	25	24	5		Body sherd
5342	LMS	3	5014	Ceramic	3.52	31	23	3		Body sherd
5343	LMS	3	5014	Ceramic	3.92	29	24	4		Body sherd
5344	LMS	3	5014	Ceramic	2.13	24	18	4	125	Rim sherd with squared rim
5345	LMS	3	5014	Ceramic	4.53	30	28	5		Body sherd
5346	LMS	3	5014	Ceramic	2.39	35	21	2		Body sherd
5347	LMS	3	5014	Ceramic	0.69	22	13	2		Body sherd
5348	LMS	3	5014	Ceramic	0.66	16	9	2		Body sherd
5349	LMS	3	5014	Ceramic	2.07	25	14	4	110	Rim sherd
5350	LMS	3	5014	Ceramic	10.05	60	39	4		Body sherd
5351	LMS	3	5014	Ceramic	13.69	40	36	6		Body sherd
5352	LMS	3	5014	Ceramic	6.93	37	23	5		Body sherd
5353	LMS	3	5014	Ceramic	7.37	49	30	4	80	Rim sherd
5354	LMS	3	5014	Ceramic	4.51	26	26	4		Body sherd
5355	LMS	3	5014	Ceramic	5.29	29	24	6		Body sherd
5356	LMS	3	5014	Ceramic	5.64	40	19	5	150	Rim sherd
5357	LMS	3	5014	Ceramic	4.74	29	24	4		Body sherd
5358	LMS	3	5014	Ceramic	1.81	18	18	4		Rim sherd, but too small to measure diameter
5359	LMS	3	5014	Ceramic	1.35	24	15	3		Body sherd
5360	LMS	3	5014	Ceramic	0.71	20	12	2		Body sherd
5361	LMS	3	5014	Ceramic	1.07	17	14	2		Body sherd, very eroded no slip
5362	LMS	3	5014	Ceramic	0.71	13	12	3		Body sherd, very eroded no slip
5363	LMS	3	5014	Ceramic	4.3	38	22	4		Body sherd
5364	LMS	3	5014	Ceramic	0.94	20	13	3		Body sherd
5365	LMS	3	5014	Ceramic	0.86	15	13	5		Rim sherd, thali with an everted rim, but too small to measure diameter
5366	LMS	3	5014	Ceramic	0.97	14	12	4		Rim sherd, thali with an everted rim, but too small to measure diameter
5367	LMS	3	5014	Ceramic	0.69	15	11	3		Body sherd
5368	LMS	3	5014	Ceramic	0.51	14	9	3		Rim sherd, but too small to measure diameter
5369	LMS	3	5014	Ceramic	0.34	14	7	2		Body sherd
5370	LMS	3	5014	Ceramic	0.76	14	14	3		Body sherd
5371	LMS	3	5014	Ceramic	1.13	15	13	3		Rim sherd, but too small to measure diameter
5372	LMS	3	5014	Ceramic	0.98	21	13	3		Body sherd
5373	LMS	3	5014	Ceramic	1.3	22	16	3		Body sherd
5374	LMS	3	5014	Ceramic	0.72	19	13	2		Body sherd
5375	LMS	3	5014	Ceramic	0.68	14	13	2		Body sherd
5376	LMS	3	5014	Ceramic	6.68	31	22	6		Body sherd
5377	LMS	3	5014	Ceramic	5.15	29	18	6		Body sherd
5378	LMS	3	5014	Ceramic	1.25	25	12	2		Body sherd
5379	LMS	3	5014	Ceramic	2.52	22	19	4		Body sherd
5380	LMS	3	5014	Ceramic	3.4	29	23	4		Body sherd
5381	LMS	3	5014	Ceramic	2.64	29	18	5		Body sherd
5382	LMS	3	5014	Ceramic	3.44	26	19	5		Body sherd
5383	LMS	3	5014	Ceramic	0.8	17	18	2		Body sherd
5384	LMS	3	5014	Ceramic	1.68	18	14	5		Rim sherd, but too small to measure diameter
5385	LMS	3	5014	Ceramic	2.91	25	22	5		Body sherd
5386	LMS	3	5014	Ceramic	4.59	28	18	6		Body sherd
5387	LMS	3	5014	Ceramic	4.54	32	29	4		Body sherd
5388	LMS	3	5014	Ceramic	0.59	10	9	4		Body sherd

5389	LMS	3	5014	Ceramic	1.38	24	14	4		Body sherd
5390	LMS	3	5014	Ceramic	3.1	25	21	5		Body sherd
5391	LMS	3	5014	Ceramic	1.53	17	14	3		Body sherd, very erroded no slip
5392	LMS	3	5014	Ceramic	66.03	85	62	8	75	Rim sherd, storage jar, Rim E
5393	LMS	3	5014	Ceramic	43.62	111	76	2		Large base sherd. Very thin, but missing most of the slip, line red above the base
5394	LMS	3	5014	Ceramic	8.07	45	38	4	120	Rim sherd, nice example, joins with SF 5395
5395	LMS	3	5014	Ceramic	6.69	43	32	4	120	Rim sherd, nice example, joins with SF 5394
5396	LMS	3	5014	Ceramic	5.07	46	33	2		Body sherd
5397	LMS	3	5014	Ceramic	3.78	53	19	3		Body sherd
5398	LMS	3	5014	Ceramic	6.64	57	20	4		Body sherd
5399	LMS	3	5014	Ceramic	4.86	39	22	3		Body sherd
5400	LMS	3	5014	Ceramic	2.06	26	16	3		Body sherd
5401	LMS	3	5014	Ceramic	1.09	16	19	3		Body sherd
5402	LMS	3	5014	Ceramic	0.94	20	13	2		Body sherd
5403	LMS	3	5014	Ceramic	0.77	20	16	2		Body sherd
5404	LMS	3	5014	Ceramic	1.11	18	15	2		Body sherd, very erroded no slip
5405	LMS	3	5014	Ceramic	2.97	34	20	4		Body sherd
5406	LMS	3	5014	Ceramic	6.52	30	28	5		Body sherd
5407	LMS	3	5014	Ceramic	0.9	19	11	3		Body sherd
5408	LMS	3	5014	Ceramic	2.86	21	16	4		Body sherd
5409	LMS	3	5014	Ceramic	2.74	25	18	4		Body sherd
5410	LMS	3	5014	Ceramic	1.55	21	11	4		Body sherd
5411	LMS	3	5014	Ceramic	1.53	22	11	5		Body sherd
5412	LMS	3	5014	Ceramic	3.63	32	20	4		Body sherd
5413	LMS	3	5014	Ceramic	2.66	19	18	5		Body sherd
5414	LMS	3	5014	Ceramic	1.24	23	15	3		Body sherd
5415	LMS	3	5014	Ceramic	2.52	28	23	3		Body sherd
5416	LMS	3	5014	Ceramic	4.98	34	21	5		Body sherd
5417	LMS	3	5014	Ceramic	3.86	33	17	4		Body sherd
5418	LMS	3	5014	Ceramic	2.64	27	18	3		Body sherd
5419	LMS	3	5014	Ceramic	2.06	26	22	3		Body sherd
5420	LMS	3	5014	Ceramic	3.45	33	27	3		Body sherd
5421	LMS	3	5014	Ceramic	3.98	32	25	5		Body sherd
5422	LMS	3	5014	Ceramic	6.38	45	26	4		Body sherd
5423	LMS	3	5014	Ceramic	3.27	28	21	4		Body sherd
5424	LMS	3	5014	Ceramic	9.73	30	29	7		Body sherd
5425	LMS	3	5014	Ceramic	2.92	25	13	6		Body sherd
5426	LMS	3	5014	Ceramic	2.25	23	14	5		Body sherd
5427	LMS	3	5014	Ceramic	2.04	18	17	4		Body sherd
5428	LMS	3	5014	Ceramic	3.6	27	23	4		Body sherd
5429	LMS	3	5014	Ceramic	1.72	20	15	3		Body sherd, very erroded no slip
5430	LMS	3	5014	Ceramic	1.71	30	13	3		Body sherd
5431	LMS	3	5014	Ceramic	1.07	20	13	2		Body sherd
5432	LMS	3	5014	Ceramic	5.23	29	21	6		Body sherd
5433	LMS	3	5014	Ceramic	4.16	26	22	4		Body sherd
5434	LMS	3	5014	Ceramic	11.67	56	46	3		Body sherd
5435	LMS	3	5014	Ceramic	4.98	42	23	4		Body sherd
5436	LMS	3	5014	Ceramic	2.81	37	21	3		Body sherd
5437	LMS	3	5014	Ceramic	1.38	20	13	4		Body sherd
5438	LMS	3	5014	Ceramic	0.99	21	13	3		Body sherd
5439	LMS	3	5014	Ceramic	2.79	25	20	4		Body sherd
5440	LMS	3	5014	Ceramic	4.14	35	33	3		Body sherd
5441	LMS	3	5014	Ceramic	1.48	22	18	4		Body sherd
5442	LMS	3	5014	Ceramic	1.22	26	11	4		Body sherd
5443	LMS	3	5014	Ceramic	1.81	19	17	3		Body sherd
5444	LMS	3	5014	Ceramic	2.35	26	18	3		Body sherd
5445	LMS	3	5014	Ceramic	1.62	27	15	3		Body sherd
5446	LMS	3	5014	Ceramic	1.52	32	12	3		Body sherd

5447	LMS	3	5014	Ceramic	0.97	18	8	4	Body sherd
5448	LMS	3	5014	Ceramic	0.71	20	13	2	Body sherd
5449	LMS	3	5014	Ceramic	0.87	17	13	4	Body sherd
5450	LMS	3	5014	Ceramic	1.88	20	15	5	Body sherd
5451	LMS	3	5014	Ceramic	2.56	20	21	4	Body sherd
5452	LMS	3	5014	Ceramic	3.12	27	19	4	Body sherd
5453	LMS	3	5014	Ceramic	2.87	38	17	5	Body sherd
5454	LMS	3	5014	Ceramic	1.23	26	17	3	Body sherd
5455	LMS	3	5014	Ceramic	1.38	28	18	3	Body sherd
5456	LMS	3	5014	Ceramic	2.38	29	18	2	Body sherd
5457	LMS	3	5014	Ceramic	0.75	17	10	3	Body sherd
5458	LMS	3	5014	Ceramic	1.94	19	18	5	Body sherd
5459	LMS	3	5014	Ceramic	2.43	40	13	4	Body sherd
5460	LMS	3	5014	Ceramic	0.69	14	12	3	Body sherd
5461	LMS	3	5014	Ceramic	1.38	19	14	3	Body sherd
5462	LMS	3	5014	Ceramic	0.68	18	11	3	Body sherd
5463	LMS	3	5014	Ceramic	2.7	24	19	5	Body sherd
5464	LMS	3	5014	Ceramic	4.99	44	26	5	Body sherd
5465	LMS	3	5014	Ceramic	2.88	29	17	4	Body sherd
5466	LMS	3	5014	Ceramic	2.72	19	19	5	Body sherd
5467	LNW	1	1617	Ceramic	14.29	63	45	4	Decorated body sherd with stamped spiral design
5468	LNW	1	1617	Ceramic	7.31	34	30	5	Decorated body sherd with stamped spiral design
5469	LNW	1	1621	Ceramic	5.28	32	28	5	Decorated body sherd with stamped spiral design
5470	LNW	1	1605	Ceramic	1.57	16	18	4	Body shed with hole punched out of it
5471	LNW	1	1605	Ceramic	2.87	30	19	4	Decorated body sherd with stamped spiral design
5472	LNW	1	1605	Ceramic	2.32	28	17	5	Decorated body sherd with stamped spiral design
5473	LNW	1	1612	Ceramic	2.82	32	17	4	Decorated body sherd with stamped spiral design
5474	LNW	1	1612	Ceramic	1.47	20	16	4	Decorated body sherd with stamped spiral design
5475	LNW	1	1612	Ceramic	2.3	22	21	3	Decorated body sherd with stamped spiral design
5476	LMS	3	5014	Ceramic	8.13	49	38	3	Body sherd
5477	LMS	3	5014	Ceramic	2.93	22	21	3	Body sherd
5478	LMS	3	5014	Ceramic	9.67	51	40	3	Body sherd, very erroded no slip
5479	LMS	3	5014	Ceramic	2.89	33	29	3	Body sherd, very erroded no slip
5480	LMS	3	5014	Ceramic	2.5	29	16	3	Body sherd
5481	LMS	3	5014	Ceramic	2.11	19	17	4	Body sherd
5483	LMS	3	5014	Ceramic	3	34	22	4	Body sherd
5484	LMS	3	5014	Ceramic	1.47	22	14	4	Body sherd
5485	LMS	3	5014	Ceramic	3.28	30	24	2	Body sherd
5486	LMS	3	5014	Ceramic	1.69	21	15	3	Body sherd
5487	LMS	3	5014	Ceramic	1.24	20	17	4	Body sherd
5488	LMS	3	5014	Ceramic	1.66	20	17	3	Body sherd
5489	LMS	3	5014	Ceramic	2.39	28	16	4	125 Rim sherd
5490	LMS	3	5014	Ceramic	1.63	21	12	5	Body sherd
5491	LMS	3	5014	Ceramic	1.98	26	16	4	Body sherd
5492	LMS	3	5014	Ceramic	0.98	13	11	3	Body sherd
5493	LMS	3	5014	Ceramic	5.85	37	34	4	Body sherd
5494	LMS	3	5014	Ceramic	4.83	26	21	8	Body sherd
5495	LMS	3	5014	Ceramic	7.26	36	23	6	Body sherd
5496	LMS	3	5014	Ceramic	1.31	17	11	3	Body sherd
5497	LMS	3	5014	Ceramic	0.8	20	17	2	Body sherd, very erroded no slip
5498	LMS	3	5014	Ceramic	0.86	13	12	4	Body sherd
5499	LMS	3	5014	Ceramic	0.67	19	9	3	Body sherd
5500	LMS	3	5014	Ceramic	0.91	19	8	5	Body sherd

5501	LMS	3	5014	Ceramic	3.12	20	18	6		Body sherd
5502	LMS	3	5014	Ceramic	1.99	23	12	5	125	Rim sherd
5503	LMS	3	5014	Ceramic	1.95	20	17	4		Body sherd with two holes punched in it
5504	LMS	3	5014	Ceramic	3.16	30	24	4		Body sherd, very erroded no slip
5505	LMS	3	5014	Ceramic	0.91	21	16	2		Body sherd
5506	LMS	3	5014	Ceramic	1.76	15	19	5		Body sherd
5507	LMS	3	5014	Ceramic	1.64	21	15	3		Body sherd
5508	LMS	3	5014	Ceramic	1.23	20	14	4		Body sherd
5509	LMS	3	5014	Ceramic	1.35	17	16	4		Body sherd
5510	LMS	3	5014	Ceramic	0.69	14	10	2		Rim sherd, but too small to measure diameter
5511	LMS	3	5014	Ceramic	0.95	16	10	3		Body sherd
5512	LMS	3	5014	Ceramic	0.57	13	10	3		Body sherd
5513	LMS	3	5014	Ceramic	1.17	20	17	4		Rim sherd, but too small to measure diameter
5514	LMS	3	5014	Ceramic	5.98	30	18	12	105	Rim I
5515	LMS	3	5014	Ceramic	2.07	25	17	4		Body sherd, A Fine red ware with grey core and a purpleish-red slip
5516	LMS	3	5014	Ceramic	1.92	26	20	3		Bod sherd, a fine red ware with grey core and a red slip
5517	LMS	3	5014	Ceramic	2.88	38	22	2	65	Rim sherd, Fine red ware with simple rim and reddish-brown slip
5518	LMS	3	5014	Ceramic	1.38	27	15	2	65	Rim sherd, Fine red ware with simple rim and reddish-brown slip
5519	LMS	3	5014	Ceramic	18.58	43	39	9		Body sherd, shoulder of a storage jar
5520	LMS	3	5020	Ceramic	2.37	20	21	4		Body sherd
5521	LMS	3	5020	Ceramic	1.22	25	17	3		Body sherd
5522	LMS	3	5020	Ceramic	3.82	35	20	5		Rim sherd, Rim A Open bowl
5523	LMS	3	5020	Ceramic	3.9	29	23	4		Body sherd
5524	LMS	3	5020	Ceramic	2.19	21	15	5		Body sherd
5525	LMS	3	5023	Ceramic	10.95	44	34	5		Body sherd
5526	LMS	3	5023	Ceramic	8.05	53	29	4		Body sherd
5527	LMS	3	5023	Ceramic	5.33	26	24	5		Body sherd
5528	LMS	3	5023	Ceramic	3.55	26	25	4		Body sherd
5529	LMS	3	5023	Ceramic	8.43	39	28	4		Body sherd
5530	LMS	3	5023	Ceramic	7.46	31	30	5		Body sherd
5531	LMS	3	5023	Ceramic	8.67	40	25	6		Body sherd
5532	LMS	3	5023	Ceramic	6.06	48	25	4		Body sherd
5533	LMS	3	5023	Ceramic	3.27	31	19	4		Body sherd
5534	LMS	3	5023	Ceramic	3.31	29	23	4		Body sherd
5535	LMS	3	5023	Ceramic	6.6	43	29	4		Body sherd with 7 holes punched through, possibly a stariner or used for distilling
5536	LMS	3	5023	Ceramic	11.15	51	41	3		Body sherd
5537	LMS	3	5023	Ceramic	2.73	26	21	4		Body sherd
5538	LMS	3	5023	Ceramic	2.56	20	20	4		Body sherd
5539	LMS	3	5023	Ceramic	2.43	23	18	6		Body sherd
5540	LMS	3	5023	Ceramic	2.7	19	17	5		Body sherd
5541	LMS	3	5023	Ceramic	3.59	26	20	5		Body sherd
5542	LMS	3	5023	Ceramic	1.99	28	13	3		Body sherd
5543	LMS	3	5023	Ceramic	4.64	27	23	5		Body sherd
5544	LMS	3	5023	Ceramic	2.84	27	11	6		Body sherd
5545	LMS	3	5023	Ceramic	3.01	21	17	5		Body sherd
5546	LMS	3	5023	Ceramic	2.51	23	16	4		Body sherd
5547	LMS	3	5023	Ceramic	1.92	18	17	4		Body sherd
5548	LMS	3	5023	Ceramic	2.35	33	12	4		Body sherd
5549	LMS	3	5023	Ceramic	8.64	42	42	4		Body sherd
5550	LMS	3	5023	Ceramic	3.01	27	21	3		Body sherd
5551	LMS	3	5023	Ceramic	8.22	38	23	6	110	Rim sherd, Rim N
5552	LMS	3	5023	Ceramic	7.26	38	20	6	100	Rim sherd, Rim N

5553	LMS	3	5023	Ceramic	2.36	25	23	3		Rim sherd, but too small to measure diameter
5554	LMS	3	5023	Ceramic	1.81	18	18	3		Body sherd
5555	LMS	3	5023	Ceramic	2.71	21	18	4		Body sherd
5556	LMS	3	5023	Ceramic	2.41	21	18	4		Body sherd
5557	LMS	3	5023	Ceramic	1.45	18	13	3		Body sherd
5558	LMS	3	5023	Ceramic	1.41	19	18	2		Body sherd
5559	LMS	3	5023	Ceramic	4.41	38	21	4		Body sherd
5560	LMS	3	5023	Ceramic	1.51	30	13	3		Body sherd
5561	LMS	3	5023	Ceramic	2.77	19	15	4		Body sherd
5562	LMS	3	5023	Ceramic	2.37	26	16	5		Body sherd
5563	LMS	3	5023	Ceramic	1.73	20	14	4		Body sherd
5564	LMS	3	5023	Ceramic	3.1	37	20	3		Body sherd
5565	LMS	3	5023	Ceramic	2.7	34	18	3		Body sherd
5566	LMS	3	5023	Ceramic	3.3	34	23	3		Body sherd with red slip on the outside and black slip and red spots on the inside
5567	LMS	3	5023	Ceramic	1.86	25	15	3		Body sherd
5568	LMS	3	5023	Ceramic	4.08	22	22	5	110	Rim sherd, very erroded no slip
5569	LMS	3	5023	Ceramic	3.18	27	25	4	130	Rim sherd
5570	LMS	3	5023	Ceramic	3.2	30	21	3	150	Rim sherd, slip seems to be brownish
5571	LMS	3	5023	Ceramic	1.55	20	14	4		Rim sherd, but too small to measure diameter
5572	LMS	3	5023	Ceramic	1.12	25	14	2	95	Rim sherd
5573	LMS	3	5023	Ceramic	2.57	30	29	2	115	Rim sherd
5574	LMS	3	5023	Ceramic	5.33	32	30	4		Body sherd
5575	LMS	3	5023	Ceramic	4.24	37	21	4		Body sherd
5576	LMS	3	5023	Ceramic	2.77	25	18	4		Body sherd
5577	LMS	3	5023	Ceramic	1.65	21	17	3		Body sherd
5578	LMS	3	5023	Ceramic	5.07	38	28	4		Body sherd
5579	LMS	3	5023	Ceramic	4.91	31	26	5		Body sherd
5580	LMS	3	5023	Ceramic	3.34	30	26	5		Body sherd
5581	LMS	3	5023	Ceramic	0.82	17	9	3		Body sherd
5582	LMS	3	5023	Ceramic	4.76	33	24	4		Body sherd
5583	LMS	3	5023	Ceramic	10.18	52	38	4		Body sherd
5584	LMS	3	5023	Ceramic	8.05	44	32	4		Body sherd
5585	LMS	3	5023	Ceramic	7.97	47	36	5		Body sherd
5586	LMS	3	5023	Ceramic	29.58	51	41	9	60	Rim sherd, storage jar, Rim E
5587	LMS	3	5023	Ceramic	15.36	55	42	4	70	Rim sherd, nice piece
5588	LMS	3	5023	Ceramic	10.56	45	34	6		Body sherd
5589	LMS	3	5023	Ceramic	4.96	34	32	3		Base sherd
5590	LMS	3	5023	Ceramic	2.39	31	14	3		Body sherd
5591	LMS	3	5023	Ceramic	3.7	23	23	4		Body sherd
5592	LMS	3	5023	Ceramic	3.97	30	27	4		Body sherd
5593	LMS	3	5023	Ceramic	3.83	28	23	4		Body sherd
5594	LMS	3	5023	Ceramic	2.48	27	22	3		Body sherd
5595	LMS	3	5023	Ceramic	4.67	33	23	4		Body sherd
5596	LMS	3	5023	Ceramic	1.8	28	12	4		Body sherd
5597	LMS	3	5023	Ceramic	1.46	20	12	4		Rim sherd, but too small to measure diameter
5598	LMS	3	5023	Ceramic	1.7	20	13	3		Body sherd
5599	LMS	3	5023	Ceramic	1.56	25	13	4		Body sherd
5600	LMS	3	5023	Ceramic	1.12	21	16	2		Rim sherd, but too small to measure diameter
5601	LMS	3	5023	Ceramic	0.77	13	13	3		Body sherd
5602	LMS	3	5023	Ceramic	3.57	30	27	3		Body sherd
5603	LMS	3	5023	Ceramic	4.96	32	23	5		Body sherd
5604	LMS	3	5023	Ceramic	3.38	32	22	4		Body sherd
5605	LMS	3	5023	Ceramic	1.79	22	16	3		Body sherd
5606	LMS	3	5023	Ceramic	5.03	37	26	3		Body sherd
5607	LMS	3	5023	Ceramic	2.81	29	20	4		Body sherd

5608	LMS	3	5023	Ceramic	1.87	36	17	2		Body sherd
5609	LMS	3	5023	Ceramic	0.75	15	13	2		Body sherd
5610	LMS	3	5023	Ceramic	3.58	32	21	4		Body sherd
5611	LMS	3	5023	Ceramic	1.83	28	17	3		Body sherd
5612	LMS	3	5023	Ceramic	3.11	31	20	3		Body sherd
5613	LMS	3	5023	Ceramic	2.45	21	18	5		Body sherd
5614	LMS	3	5023	Ceramic	2.23	29	13	3		Body sherd
5615	LMS	3	5023	Ceramic	3.14	22	19	4		Body sherd
5616	LMS	3	5023	Ceramic	1.05	19	15	3		Body sherd
5617	LMS	3	5023	Ceramic	2.36	19	17	4		Body sherd
5618	LMS	3	5023	Ceramic	1.2	21	12	3		Body sherd
5619	LMS	3	5023	Ceramic	1.4	14	12	5		Body sherd
5620	LMS	3	5023	Ceramic	2.96	26	18	4		Body sherd with a hole punched in it
5621	LMS	3	5023	Ceramic	2.26	33	14	4		Body sherd
5622	LMS	3	5023	Ceramic	17.96	57	56	4		Body sherd
5623	LMS	3	5023	Ceramic	5.38	44	25	4		Body sherd
5624	LMS	3	5023	Ceramic	4.67	46	21	4	100	Rim sherd
5625	LMS	3	5023	Ceramic	7.48	45	32	4		Body sherd
5626	LMS	3	5023	Ceramic	4.05	34	24	5	130	Rim sherd
5627	LMS	3	5023	Ceramic	3.96	30	22	6		Body sherd
5628	LMS	3	5023	Ceramic	5.21	34	22	4	50	Rim sherd
5629	LMS	3	5023	Ceramic	4.41	40	24	4		Body sherd
5630	LMS	3	5023	Ceramic	2.21	26	18	4		Body sherd
5631	LMS	3	5023	Ceramic	1.85	19	15	5		Body sherd
5632	LMS	3	5023	Ceramic	1.73	19	15	3		Body sherd
5633	LMS	3	5023	Ceramic	2.63	20	18	4		Body sherd
5634	LMS	3	5029	Ceramic	9.66	46	27	4		Body Sherd
5635	LMS	3	5029	Ceramic	6.58	46	24	4		Body Sherd
5636	LMS	3	5029	Ceramic	3.86	27	21	5		Body Sherd
5637	LMS	3	5029	Ceramic	4.78	37	21	4		Body Sherd
5638	LMS	3	5029	Ceramic	3.86	23	22	6		Body Sherd
5639	LMS	3	5029	Ceramic	19.78	61	43	7		Body Sherd
5640	LMS	3	5029	Ceramic	19.97	51	50	5		Body Sherd
5641	LMS	3	5029	Ceramic	5.19	35	24	4		Body Sherd
5642	LMS	3	5029	Ceramic	3.13	20	19	5		Body Sherd
5643	LMS	3	5029	Ceramic	4.32	32	20	5		Body Sherd
5644	LMS	3	5029	Ceramic	4.3	31	24	5		Body Sherd
5645	LMS	3	5029	Ceramic	3.82	34	20	4		Body Sherd
5646	LMS	3	5029	Ceramic	3.44	32	21	4		Body Sherd
5647	LMS	3	5029	Ceramic	2.43	19	18	5		Body Sherd
5648	LMS	3	5029	Ceramic	3.35	28	26	4		Body Sherd with mica
5649	LMS	3	5029	Ceramic	6.48	42	20	5		Body Sherd
5650	LMS	3	5029	Ceramic	2.05	27	13	4		Body Sherd
5651	LMS	3	5029	Ceramic	4.41	23	21	6		Body Sherd
5652	LMS	3	5029	Ceramic	1.16	17	14	6		Body Sherd with mica
5653	LMS	3	5029	Ceramic	1.35	20	18	4		Body Sherd
5654	LMS	3	5029	Ceramic	1.11	17	12	4		Body Sherd
5655	LMS	3	5029	Ceramic	1.25	20	13	4		Body Sherd with mica
5656	LMS	3	5029	Ceramic	1.27	18	12	4		Body Sherd
5657	LMS	3	5029	Ceramic	6.81	33	28	4		Body sherd
5658	LMS	3	5029	Ceramic	4.37	33	23	4		Body sherd
5659	LMS	3	5029	Ceramic	5.38	47	36	4		Body sherd
5660	LMS	3	5029	Ceramic	2.24	22	15	4		Body sherd
5661	LMS	3	5029	Ceramic	2.21	30	19	3		Body sherd
5662	LMS	3	5029	Ceramic	2.33	25	17	5		Body sherd
5663	LMS	3	5029	Ceramic	1.62	24	15	3		Body sherd
5664	LMS	3	5029	Ceramic	6.99	41	29	4	135	Rim sherd
5665	LMS	3	5029	Ceramic	3.38	29	21	3	120	Rim sherd
5666	LMS	3	5029	Ceramic	1.63	15	15	4		Body sherd
5667	LMS	3	5029	Ceramic	2.13	18	17	3		Body sherd
5668	LMS	3	5029	Ceramic	1.83	19	14	5		Body sherd

5669	LMS	3	5029	Ceramic	3.09	31	20	4		Body sherd
5670	LMS	3	5029	Ceramic	5.59	28	24	6		Decorated Body sherd with three parallel curved notch marks
5671	LMS	3	5029	Ceramic	1.41	26	14	3		Body sherd
5672	LMS	3	5029	Ceramic	2.62	28	17	4		Body sherd
5673	LMS	3	5029	Ceramic	1.04	19	9	3		Body sherd
5674	LMS	3	5029	Ceramic	7.61	53	31	4	70	Rim sherd
5675	LMS	3	5029	Ceramic	1.41	18	16	3		Body sherd
5676	LMS	3	5029	Ceramic	4.17	39	23	4		Body sherd
5677	LMS	3	5029	Ceramic	0.98	25	9	3		Body sherd
5678	LMS	3	5029	Ceramic	4.44	32	21	4		Rim sherd, but too small to measure diameter
5679	LMS	3	5029	Ceramic	2.83	24	18	4		Rim sherd, but too small to measure diameter
5680	LMS	3	5029	Ceramic	0.96	16	13	3		Body sherd
5681	LMS	3	5029	Ceramic	10.19	39	31	5		Body sherd
5682	LMS	3	5029	Ceramic	6.67	39	31	4		Body sherd
5683	LMS	3	5029	Ceramic	4.4	46	24	3		Body sherd
5684	LMS	3	5029	Ceramic	0.73	15	12	3		Body sherd
5685	LMS	3	5029	Ceramic	2.06	25	14	4	125	Rim sherd
5686	LMS	3	5029	Ceramic	2.56	37	15	4		Body sherd
5687	LMS	3	5029	Ceramic	2.27	22	15	4		Body sherd
5688	LMS	3	5029	Ceramic	3.71	27	16	5		Body sherd
5689	LMS	3	5029	Ceramic	2.39	30	13	4		Body sherd
5690	LMS	3	5029	Ceramic	4.42	28	20	5		Body sherd
5691	LMS	3	5029	Ceramic	1.7	20	18	4		Body sherd
5692	LMS	3	5029	Ceramic	1.24	28	14	2		Body sherd
5693	LMS	3	5029	Ceramic	1.41	21	15	4		Body sherd
5694	LMS	3	5029	Ceramic	1.31	18	11	4		Body sherd
5695	LMS	3	5029	Ceramic	2.35	21	20	5		Body sherd
5696	LMS	3	5029	Ceramic	1.17	29	10	3		Body sherd
5697	LMS	3	5029	Ceramic	67.2	74	49	11	80	Rim sherd, storage jar, Rim E
5698	LMS	3	5012	Ceramic	4.64	39	23	4		Body sherd
5699	LMS	3	5012	Ceramic	3.62	21	20	5		Body sherd
5700	LMS	3	5016	Ceramic	10.03	41	36	4		Body sherd
5701	LMS	3	5016	Ceramic	16.07	34	29	6		Body sherd
5702	LMS	3	5016	Ceramic	13.86	59	43	4		Body sherd
5703	LMS	3	5016	Ceramic	5.37	58	40	3		Body sherd
5704	LMS	3	5016	Ceramic	3.49	40	31	3		Body sherd
5705	LMS	3	5016	Ceramic	3.73	38	25	2		Body sherd
5706	LMS	3	5016	Ceramic	4.72	34	28	4		Body sherd
5707	LMS	3	5016	Ceramic	3.71	35	24	3		Body sherd
5708	LMS	3	5016	Ceramic	3.98	27	23	4		Body sherd
5709	LMS	3	5016	Ceramic	2.76	28	19	5		Body sherd
5710	LMS	3	5016	Ceramic	2.71	24	23	3		Body sherd
5711	LMS	3	5016	Ceramic	3	32	22	3		Body sherd
5712	LMS	3	5016	Ceramic	2.11	23	15	5		Body sherd
5713	LMS	3	5016	Ceramic	2.82	24	22	4		Body sherd
5714	LMS	3	5016	Ceramic	2.44	57	11	4		Body sherd
5715	LMS	3	5016	Ceramic	2.69	30	22	4		Body sherd
5716	LMS	3	5016	Ceramic	1.96	24	15	4		Body sherd
5717	LMS	3	5016	Ceramic	2.94	36	20	4		Body sherd
5718	LMS	3	5016	Ceramic	2.11	25	20	5		Body sherd, very erroded no slip
5719	LMS	3	5016	Ceramic	2.67	24	22	4		Body sherd
5720	LMS	3	5016	Ceramic	1.46	19	14	4		Rim sherd, but too small to measure diameter
5721	LMS	3	5016	Ceramic	1.6	22	17	4	120	Rim sherd
5722	LMS	3	5016	Ceramic	2.21	30	15	3		Body sherd
5723	LMS	3	5016	Ceramic	1.18	19	18	3		Body sherd
5724	LMS	3	5016	Ceramic	1.57	18	16	3		Body sherd
5725	LMS	3	5016	Ceramic	1.41	20	11	4		Body sherd
5726	LMS	3	5016	Ceramic	0.54	15	11	2		Body sherd

5727	LMS	3	5016	Ceramic	2.19	28	16	4	Body sherd
5728	LMS	3	5016	Ceramic	4.05	36	18	4	Body sherd
5729	LMS	3	5016	Ceramic	3.55	32	21	5	Body sherd
5730	LMS	3	5016	Ceramic	3.06	25	19	4	Body sherd
5731	LMS	3	5016	Ceramic	4.82	33	30	4	Body sherd
5732	LMS	3	5016	Ceramic	4.54	35	27	4	Body sherd
5733	LMS	3	5016	Ceramic	10.8	43	32	6	Body sherd
5734	LMS	3	5016	Ceramic	2.18	18	15	5	Body sherd
5735	LMS	3	5016	Ceramic	2.64	25	17	4	Body sherd
5736	LMS	3	5016	Ceramic	1.53	16	15	3	Body sherd
5737	LMS	3	5016	Ceramic	2.67	32	20	3	Body sherd
5738	LMS	3	5016	Ceramic	1.59	24	18	2	Body sherd, very eroded no slip
5739	LMS	3	5016	Ceramic	0.93	23	20	2	Body sherd, very eroded no slip
5740	LMS	3	5016	Ceramic	8.36	43	32	5	Body sherd
5741	LMS	3	5016	Ceramic	14.36	43	30	5	Body sherd
5742	LMS	3	5016	Ceramic	3.88	32	23	4	Body sherd
5743	LMS	3	5016	Ceramic	6.88	35	33	6	Body sherd
5744	LMS	3	5016	Ceramic	5.37	33	27	5	Body sherd
5745	LMS	3	5016	Ceramic	2.57	34	15	3	Body sherd
5746	LMS	3	5016	Ceramic	1.43	27	16	3	Body sherd
5747	LMS	3	5016	Ceramic	2.26	23	21	4	125 Rim sherd
5748	LMS	3	5016	Ceramic	5.06	34	27	5	Body sherd
5749	LMS	3	5016	Ceramic	6.12	30	20	5	Body sherd
5750	LMS	3	5016	Ceramic	1.28	17	11	4	Body sherd
5751	LMS	3	5016	Ceramic	1.47	21	11	4	Body sherd
5752	LMS	3	5016	Ceramic	5.23	31	29	4	Body sherd
5753	LMS	3	5016	Ceramic	7.9	40	31	6	Body sherd
5754	LMS	3	5016	Ceramic	3.14	23	20	4	body sherd
5755	LMS	3	5016	Ceramic	3.91	23	17	6	Body sherd
5756	LMS	3	5016	Ceramic	2.1	29	16	4	Body sherd
5757	LMS	3	5016	Ceramic	7.41	46	26	4	Body sherd
5758	LMS	3	5016	Ceramic	18.96	48	28	12	Sholder sherd
5759	LMS	3	5016	Ceramic	7.27	4	24	4	Body sherd
5760	LMS	3	5016	Ceramic	10.44	42	35	5	Body sherd
5761	LMS	3	5016	Ceramic	5.68	44	35	4	Body sherd
5762	LMS	3	5016	Ceramic	4.19	32	22	4	Body sherd
5763	LMS	3	5016	Ceramic	3.18	29	18	3	Body sherd
5764	LMS	3	5016	Ceramic	4.48	32	23	4	Body sherd
5765	LMS	3	5016	Ceramic	3.41	28	22	4	Body sherd
5766	LMS	3	5016	Ceramic	3.81	29	20	5	Body sherd
5767	LMS	3	5016	Ceramic	3.48	34	26	4	Body sherd
5768	LMS	3	5016	Ceramic	3.91	28	23	4	Body sherd
5769	LMS	3	5016	Ceramic	4.64	28	26	4	Body sherd
5770	LMS	3	5016	Ceramic	4.8	35	25	4	Body sherd
5771	LMS	3	5016	Ceramic	2.28	21	17	5	Body sherd
5772	LMS	3	5016	Ceramic	2.02	31	19	3	Body sherd
5773	LMS	3	5016	Ceramic	2	23	17	3	Body sherd
5774	LMS	3	5016	Ceramic	1.18	18	13	4	Body sherd
5775	LMS	3	5016	Ceramic	2.8	21	19	4	Body sherd
5776	LMS	3	5016	Ceramic	1.94	31	15	4	Body sherd
5777	LMS	3	5016	Ceramic	1.72	21	15	3	Body sherd
5778	LMS	3	5016	Ceramic	3.15	21	17	5	Body sherd
5779	LMS	3	5016	Ceramic	2.43	32	20	3	Body sherd
5780	LMS	3	5016	Ceramic	2.57	30	14	3	Body sherd
5781	LMS	3	5016	Ceramic	3.58	30	27	4	Body sherd
5782	LMS	3	5016	Ceramic	1.74	18	17	5	Body sherd
5783	LMS	3	5016	Ceramic	1.36	14	13	4	Body sherd
5784	LMS	3	5016	Ceramic	5.85	35	31	3	Body sherd
5785	LMS	3	5016	Ceramic	4.48	35	29	3	Body sherd
5786	LMS	3	5016	Ceramic	1.98	30	12	3	Body sherd
5787	LMS	3	5016	Ceramic	2.3	33	12	4	Body sherd
5788	LMS	3	5016	Ceramic	2.15	28	17	3	Body sherd

5789	LMS	3	5016	Ceramic	2.11	26	16	3		Body sherd
5790	LMS	3	5016	Ceramic	3.16	32	17	4		Body sherd
5791	LMS	3	5016	Ceramic	7.65	41	20	4		Body sherd
5792	LMS	3	5016	Ceramic	4.64	47	24	3		Body sherd, brownish slip
5793	LMS	3	5016	Ceramic	2.93	24	20	4		Body sherd, very erroded no slip
5794	LMS	3	5016	Ceramic	2.64	30	24	3		Body sherd
5795	LMS	3	5016	Ceramic	0.75	19	15	2		Body sherd, but very worn, still some slip
5796	LMS	3	5016	Ceramic	0.61	16	11	3		Body sherd, very erroded no slip
5797	LMS	3	5016	Ceramic	1.59	26	17	3		Body sherd
5798	LMS	3	5016	Ceramic	2.78	25	21	4	125	Rim sherd with everted rim
5799	LMS	3	5016	Ceramic	1.51	24	10	4		Body sherd
5800	LMS	3	5016	Ceramic	1.64	20	15	3		Body sherd
5801	LMS	3	5016	Ceramic	1.27	17	12	4		Body sherd
5802	LMS	3	5016	Ceramic	0.86	22	8	4		Body sherd
5803	LMS	3	5016	Ceramic	2.86	35	14	5	125	Rim sherd, slightli squared
5804	LMS	3	5016	Ceramic	4.59	30	27	3	130	Rim sherd
5805	LMS	3	5025	Ceramic	14.9	72	48	4		Body sherd
5806	LMS	3	5025	Ceramic	5.98	37	26	4		Body sherd
5807	LMS	3	5025	Ceramic	7.18	42	22	4		Body sherd
5808	LMS	3	5025	Ceramic	18.7	56	49	6		Body sherd
5809	LMS	3	5025	Ceramic	6.73	35	23	6		Body sherd
5810	LMS	3	5025	Ceramic	5.39	23	17	6		Body sherd
5811	LMS	3	5025	Ceramic	3.15	30	15	5		Body sherd
5812	LMS	3	5025	Ceramic	3.7	35	19	3		Body sherd
5813	LMS	3	5025	Ceramic	3.72	23	21	5		Body sherd
5814	LMS	3	5025	Ceramic	1.72	14	14	5		Body sherd
5815	LMS	3	5025	Ceramic	1.14	22	17	3		Body sherd
5816	LMS	3	5025	Ceramic	2.91	22	18	4		Body sherd
5817	LMS	3	5025	Ceramic	2.97	23	21	4		Body sherd
5818	LMS	3	5025	Ceramic	1.18	17	10	4		Body sherd
5819	LMS	3	5025	Ceramic	1.08	16	13	3		Body sherd
5820	LMS	3	5025	Ceramic	1.92	17	13	4		Body sherd
5821	LMS	3	5025	Ceramic	1.29	15	13	4		Body sherd
5822	LMS	3	5025	Ceramic	2.81	24	17	6		Body sherd
5823	LMS	3	5025	Ceramic	3.52	26	14	7		Body sherd
5824	LMS	3	5025	Ceramic	5.91	40	27	3		Body sherd
5825	LMS	3	5025	Ceramic	3.28	39	17	3		Body sherd
5826	LMS	3	5025	Ceramic	6.08	37	29	4		Bodys herd
5827	LMS	3	5025	Ceramic	3.27	23	20	4		Body sherd
5828	LMS	3	5025	Ceramic	2.69	30	25	3		Body sherd
5829	LMS	3	5025	Ceramic	4.6	29	26	4		Body sherd
5830	LMS	3	5025	Ceramic	3.84	33	23	3		Body sherd
5831	LMS	3	5025	Ceramic	2.31	28	16	3		Body sherd
5832	LMS	3	5025	Ceramic	1.58	25	16	3		Body sherd
5833	LMS	3	5025	Ceramic	0.92	25	11	3		Body sherd
5834	LMS	3	5025	Ceramic	1.05	14	12	4		Body sherd
5835	LMS	3	5025	Ceramic	0.75	16	12	3		Body sherd
5836	LMS	3	5025	Ceramic	1.64	26	19	2		Body sherd
5837	LMS	3	5025	Ceramic	2.03	20	16	4		Body sherd
5838	LMS	3	5025	Ceramic	1.48	18	15	4		Body sherd, very erroded no slip
5839	LMS	3	5025	Ceramic	0.83	14	10	3		Body sherd
5840	LMS	3	5025	Ceramic	0.98	14	12	4		Body sherd, very erroded no slip
5841	LMS	3	5025	Ceramic	1.78	28	13	3		Body sherd
5842	LMS	3	5025	Ceramic	0.95	22	14	2		Body sherd
5843	LMS	3	5025	Ceramic	1.26	14	12	4		Body sherd
5844	LMS	3	5025	Ceramic	2.09	24	17	4	120	Rim sherd, red slip on the outside, black slip on the inside
5845	LMS	3	5025	Ceramic	2.1	22	17	4		Body sherd
5846	LMS	3	5025	Ceramic	1.42	29	14	3		Body sherd, very erroded no slip
5847	LMS	3	5025	Ceramic	0.73	15	13	2		Body sherd, very erroded no slip
5848	LMS	3	5025	Ceramic	0.79	12	10	3		Body sherd

5849	LMS	3	5025	Ceramic	0.74	20	9	3		Body sherd
5850	LMS	3	5025	Ceramic	2.26	16	16	5		Body sherd, very erroded no slip
5851	LMS	3	5025	Ceramic	1.49	19	13	5		Body sherd
5852	LMS	3	5025	Ceramic	0.92	22	14	2		Body sherd
5853	LMS	3	5025	Ceramic	1.99	27	17	4		Body sherd, very erroded no slip
5854	LMS	3	5025	Ceramic	1.22	17	10	5		Body sherd, very erroded no slip
5855	LMS	3	5025	Ceramic	0.62	17	11	3		Body sherd
5856	LMS	3	5025	Ceramic	1.14	24	11	4		Body sherd
5857	LMS	3	5025	Ceramic	17.38	41	37	8		Body sherd
5858	LMS	3	5025	Ceramic	9.72	54	27	5		Body sherd
5859	LMS	3	5025	Ceramic	15	64	40	4		Body sherd
5860	LMS	3	5025	Ceramic	5.42	25	23	5		Body sherd
5861	LMS	3	5025	Ceramic	9.45	37	29	6		Body sherd
5862	LMS	3	5025	Ceramic	5.12	40	32	3		Body sherd
5863	LMS	3	5025	Ceramic	6.1	34	21	4		Body sherd
5864	LMS	3	5025	Ceramic	5.49	35	27	4		Body sherd
5865	LMS	3	5025	Ceramic	1.92	23	19	4		Body sherd
5866	LMS	3	5025	Ceramic	2.94	20	19	4		Body sherd
5867	LMS	3	5025	Ceramic	6.71	30	28	6		Body sherd
5868	LMS	3	5025	Ceramic	53.37	76	41	10	60	Rim sherd, storage jar, Rim E
5869	LMS	3	5025	Ceramic	21.15	66	27	9		Shoulder sherd
5870	LMS	3	5025	Ceramic	3	26	16	5		Body sherd
5871	LMS	3	5025	Ceramic	1.65	15	15	4		Body sherd
5872	LMS	3	5025	Ceramic	0.88	15	9	4		Body sherd
5873	LMS	3	5025	Ceramic	1.48	18	15	3		Body sherd
5874	LMS	3	5025	Ceramic	2.06	21	17	4		Body sherd
5875	LMS	3	5025	Ceramic	0.86	21	12	3		Body sherd
5876	LMS	3	5025	Ceramic	3.65	24	20	5		Body sherd
5877	LMS	3	5025	Ceramic	3.39	34	13	5		Body sherd
5878	LMS	3	5025	Ceramic	3.09	31	18	4		Ceramic disc with a hole punctured through the middle
5879	LMS	3	5025	Ceramic	1.98	25	13	3		Body sherd
5880	LMS	3	5025	Ceramic	3.27	31	18	4		Body sherd
5881	LMS	3	5025	Ceramic	0.72	13	11	3		Body sherd, very erroded no slip
5882	LMS	3	5025	Ceramic	0.83	15	13	3		Body sherd
5883	LMS	3	5025	Ceramic	0.8	22	11	2		Body sherd
5884	LMS	3	5025	Ceramic	1.39	19	15	4		Rim sherd, but too small to measure diameter
5885	LMS	3	5025	Ceramic	1.83	21	16	5		Body sherd
5886	LMS	3	5025	Ceramic	0.78	20	14	3		Body sherd
5887	LMS	3	5025	Ceramic	0.91	20	12	3		Body sherd, very erroded no slip
5888	LMS	3	5025	Ceramic	0.6	14	9	2		Body sherd
5889	LMS	3	5025	Ceramic	0.63	13	10	3		Body sherd
5890	LMS	3	5025	Ceramic	0.64	12	11	2		Body sherd
5891	LMS	3	5025	Ceramic	1.06	17	10	4		Body sherd
5892	LMS	3	5025	Ceramic	0.81	13	10	4		Body sherd
5893	LMS	3	5025	Ceramic	3.14	25	23	3		Body sherd
5894	LMS	3	5025	Ceramic	1.26	20	11	4		Body sherd
5895	LMS	3	5025	Ceramic	1.14	17	15	4		Body sherd
5896	LMS	3	5025	Ceramic	1.29	19	14	3	125	Rim sherd
5897	LMS	3	5025	Ceramic	0.88	14	12	2		Body sherd
5898	LMS	3	5025	Ceramic	1.61	17	12	6		Body sherd
5899	LMS	3	5025	Ceramic	0.63	14	12	2		Body sherd
5900	LMS	3	5025	Ceramic	3.44	36	20	3	90	Rim sherd
5901	LMS	3	5025	Ceramic	0.57	11	9	4		Body sherd
5902	LMS	3	5025	Ceramic	0.92	18	12	3		Body sherd
5903	LMS	3	5025	Ceramic	0.65	19	9	3		Body sherd
5904	LMS	3	5025	Ceramic	4.88	29	21	4		Body sherd
5905	LMS	3	5023	Ceramic	3.41	25	21	3		Body sherd
5906	LMS	3	5025	Ceramic	3.33	24	23	4		Body sherd
5907	LMS	3	5025	Ceramic	1.42	20	10	4		Body sherd
5908	LMS	3	5025	Ceramic	1.72	20	18	4		Body sherd

5909	LMS	3	5025	Ceramic	1.89	18	15	4		Body sherd
5910	LMS	3	5025	Ceramic	1.23	17	11	4		Body sherd
5911	LMS	3	5025	Ceramic	3.97	29	24	4		Body sherd
5912	LMS	3	5025	Ceramic	3.1	21	19	4		Body sherd
5913	LMS	3	5025	Ceramic	4.13	31	23	4		Body sherd
5914	LMS	3	5025	Ceramic	1.11	17	16	3		Body sherd
5915	LMS	3	5023	Ceramic	1.87	19	17	3		Body sherd
5916	LMS	3	5023	Ceramic	4.21	27	23	3		Body sherd
5917	LMS	3	5025	Ceramic	2.34	25	19	3		Body sherd
5918	LMS	3	5025	Ceramic	2.05	22	18	3		Body sherd
5919	LMS	3	5025	Ceramic	2.24	26	19	3		Body sherd
5920	LMS	3	5025	Ceramic	1	21	13	3		Body sherd
5921	LMS	3	5025	Ceramic	1.26	15	14	2		Body sherd
5922	LMS	3	5025	Ceramic	1.92	21	15	4		Body sherd
5923	LMS	3	5025	Ceramic	3.33	28	22	4		Body sherd
5924	LMS	3	5025	Ceramic	2.1	26	20	3		Body sherd
5925	LMS	3	5023	Ceramic	1.19	17	15	2		Body sherd
5926	LMS	3	5023	Ceramic	2.56	30	18	3		Body sherd
5927	LMS	3	5023	Ceramic	2.93	29	26	3		Body sherd
5928	LMS	3	5023	Ceramic	2.45	34	21	4		Body sherd
5929	LMS	3	5023	Ceramic	2.43	34	10	4		Body sherd
5930	LMS	3	5023	Ceramic	4.63	34	21	4		Body sherd
5931	LMS	3	5023	Ceramic	1.86	26	17	2		Body sherd
5932	LMS	3	5023	Ceramic	3.47	35	15	4		Body sherd
5933	LMS	3	5023	Ceramic	1.72	22	20	3		Body sherd
5934	LMS	3	5023	Ceramic	1.46	21	17	3		Body sherd
5935	LMS	3	5023	Ceramic	5.59	33	27	5		Body sherd
5936	LMS	3	5023	Ceramic	7.42	36	26	5		Body sherd
5937	LMS	3	5023	Ceramic	1.3	15	14	3		Body sherd
5938	LMS	3	5023	Ceramic	2.9	27	18	5	135	Rim sherd
5939	LMS	3	5023	Ceramic	1.23	21	11	4		Body sherd
5940	LMS	3	5023	Ceramic	0.65	22	10	2		Body sherd
5941	LMS	3	5023	Ceramic	1.56	18	14	3		Body sherd
5942	LMS	3	5023	Ceramic	1.44	21	10	4		Body sherd
5943	LMS	3	5023	Ceramic	1.48	20	11	5		Body sherd
5944	LMS	3	5023	Ceramic	1.07	17	17	4		Body sherd
5945	LMS	3	5023	Ceramic	0.99	18	13	3		Body sherd
5946	LMS	3	5023	Ceramic	1.57	27	11	4		Body sherd
5947	LMS	3	5023	Ceramic	1.76	19	15	4		Body sherd
5948	LMS	3	5023	Ceramic	2.75	25	20	4		Body sherd
5949	LMS	3	5023	Ceramic	0.91	20	12	3		Body sherd
5950	LMS	3	5023	Ceramic	0.71	16	11	2		Body sherd
5951	LMS	3	5023	Ceramic	3.19	27	24	4	50	Rim sherd
5952	LMS	3	5023	Ceramic	0.37	13	9	3		Body sherd
5953	LMS	3	5023	Ceramic	3.08	32	18	4	130	Rim sherd
5954	LMS	3	5023	Ceramic	3.77	34	18	6	160	Rim sherd
5955	LMS	3	5023	Ceramic	2.61	28	16	4		Body sherd
5956	LMS	3	5023	Ceramic	1.97	27	23	2	120	Rim sherd
5957	LMS	3	5023	Ceramic	3.24	34	30	2	60	Rim sherd
5958	LMS	3	5023	Ceramic	1.96	22	14	4		Body sherd, very erroded no slip
5959	LMS	3	5030	Ceramic	23.42	71	37	9		Shoulder sherd
5960	LMS	3	5030	Ceramic	7.79	51	30	4		Body sherd
5961	LMS	3	5030	Ceramic	20.23	60	50	4		Body sherd
5962	LMS	3	5030	Ceramic	11.87	49	25	6		Body sherd
5963	LMS	3	5030	Ceramic	9.62	40	39	7		Body sherd
5964	LMS	3	5030	Ceramic	4.92	35	24	5		Body sherd
5965	LMS	3	5030	Ceramic	5.9	29	21	5		Body sherd
5966	LMS	3	5030	Ceramic	3.62	26	21	5		Body sherd
5967	LMS	3	5030	Ceramic	2.93	20	16	5		Body sherd
5968	LMS	3	5030	Ceramic	3.69	25	19	5		Body sherd
5969	LMS	3	5030	Ceramic	2.31	21	15	5		Body sherd
5970	LMS	3	5030	Ceramic	1.46	22	10	4		Body sherd

5971	LMS	3	5030	Ceramic	2.86	22	20	3	Body sherd
5972	LMS	3	5030	Ceramic	2.1	16	16	5	Body sherd
5973	LMS	3	5030	Ceramic	3.32	30	22	4	Body sherd
5974	LMS	3	5030	Ceramic	3.89	33	21	4	Body sherd
5975	LMS	3	5030	Ceramic	2.44	21	16	5	Body sherd
5976	LMS	3	5030	Ceramic	1.12	17	16	2	Body sherd
5977	LMS	3	5030	Ceramic	0.6	13	12	3	Body sherd
5978	LMS	3	5030	Ceramic	1.74	23	15	4	Body sherd
5979	LMS	3	5030	Ceramic	1.83	27	21	2	Body sherd
5980	LMS	3	5030	Ceramic	0.92	14	13	3	Body sherd
5981	LMS	3	5030	Ceramic	0.5	17	11	2	Body sherd
5982	LMS	3	5030	Ceramic	0.59	18	9	2	Body sherd
5983	LMS	3	5030	Ceramic	0.96	13	13	3	Body sherd
5984	LMS	3	5030	Ceramic	4.58	26	26	4	120 Rim sherd
5985	LNW	1	1605	Ceramic	1.88	21	16	4	Decorated body sherd with stamped spiral design
5986	LMS	3	5013	Ceramic	2.27	23	20	3	Body sherd, very erroded no slip
5987	LMS	3	5013	Ceramic	0.76	18	16	2	Body sherd
5988	LMS	3	5013	Ceramic	0.86	23	10	2	Body sherd, very erroded no slip
5989	LMS	3	5013	Ceramic	1.67	21	14	5	Body sherd
5990	LMS	3	5013	Ceramic	1.12	20	14	3	Rim sherd, but too small to measure diameter
5991	LMS	3	5013	Ceramic	1.96	23	21	3	Body sherd
5992	LMS	3	5013	Ceramic	1.51	23	13	3	Body sherd, very erroded no slip
5993	LMS	3	5013	Ceramic	6.1	37	20	5	Body sherd
5994	LMS	3	5014	Ceramic	5.4	29	21	7	Body sherd
5995	LMS	3	5014	Ceramic	3.77	27	24	4	Body sherd
5996	LMS	3	5014	Ceramic	5.13	27	22	7	Body sherd
5997	LMS	3	5014	Ceramic	1.74	15	14	4	Body sherd
5998	LMS	3	5014	Ceramic	2.94	27	19	4	Body sherd
5999	LMS	3	5014	Ceramic	3.61	20	19	6	Body sherd
8000	LMS	3	5014	Ceramic	1.38	15	13	4	Body sherd
8001	LMS	3	5014	Ceramic	2.1	17	14	5	Body sherd
8002	LMS	3	5014	Ceramic	3.86	33	23	5	Body sherd
8003	LMS	3	5014	Ceramic	2.28	27	14	4	Body sherd
8004	LMS	3	5014	Ceramic	1.97	21	14	4	Body sherd
8005	LMS	3	5014	Ceramic	6.42	34	24	6	Body sherd
8006	LMS	3	5014	Ceramic	2.32	19	18	5	Body sherd
8007	LMS	3	5014	Ceramic	2.45	31	19	4	Body sherd
8008	LMS	3	5014	Ceramic	6.62	32	24	6	Body sherd
8009	LMS	3	5014	Ceramic	2.72	23	20	4	Body sherd
8010	LMS	3	5014	Ceramic	1.86	21	13	5	Body sherd
8011	LMS	3	5014	Ceramic	3.9	21	17	7	Body sherd
8012	LMS	3	5014	Ceramic	2.26	23	18	4	Body sherd
8013	LMS	3	5014	Ceramic	1.93	20	17	4	Body sherd
8014	LMS	3	5014	Ceramic	4.12	31	19	7	Body sherd
8015	LMS	3	5014	Ceramic	1.43	23	19	3	Body sherd
8016	LMS	3	5014	Ceramic	4.08	24	22	5	Body sherd
8017	LMS	3	5014	Ceramic	1.74	20	20	3	Body sherd
8018	LMS	3	5014	Ceramic	1.92	22	20	4	Body sherd
8019	LMS	3	5014	Ceramic	2.53	23	22	4	Body sherd
8020	LMS	3	5014	Ceramic	1.05	15	15	4	Body sherd
8021	LMS	3	5014	Ceramic	1.26	20	17	2	Body sherd
8022	LMS	3	5014	Ceramic	2.21	24	13	5	Body sherd
8023	LMS	3	5014	Ceramic	1.06	17	11	4	Body sherd
8024	LMS	3	5014	Ceramic	1.91	20	18	4	Body sherd, very erroded no slip
8025	LMS	3	5014	Ceramic	2.12	29	11	4	Body sherd
8026	LMS	3	5014	Ceramic	0.9	34	8	2	Body sherd
8027	LMS	3	5014	Ceramic	0.94	15	12	3	Body sherd, very erroded no slip
8028	LMS	3	5014	Ceramic	7.61	35	21	8	Strange shaped body sherd, possibly an erroded rim?
8029	LMS	3	5014	Ceramic	1.7	20	12	4	Body sherd

8030	LNW	1	1618	Ceramic	3.92	39	21	4	Decorated body sherd with stamped spiral design
8031	LNW	1	1618	Ceramic	1.95	24	22	3	Decorated body sherd with stamped spiral design
8032	LNW	1	1618	Ceramic	5.24	42	20	6	Decorated body sherd with stamped spiral design
8033	LNW	1	1618	Ceramic	6.82	38	35	5	Decorated body sherd with stamped spiral design
8034	LNW	1	1618	Ceramic	1.96	26	12	5	Decorated body sherd with stamped spiral design
8035	LNW	1	1618	Ceramic	12.62	64	41	4	Decorated body sherd with stamped spiral design
8036	LNW	1	1618	Ceramic	6.87	42	33	3	Decorated body sherd with stamped spiral design
8037	LNW	1	1621	Ceramic	7.07	48	26	6	Decorated body sherd with stamped spiral design
8038	LHP	2	1329	Ceramic	27.04	60	53	5	Body sherd
8039	LHP	2	1329	Ceramic	23.06	64	45	6	Body sherd
8040	LHP	2	1329	Ceramic	9.71	44	34	6	Body sherd
8041	LHP	2	1329	Ceramic	15.34	64	32	4	Body sherd
8042	LHP	2	1329	Ceramic	16.72	50	45	6	Body sherd
8043	LHP	2	1329	Ceramic	28.11	66	56	6	Body sherd
8044	LHP	2	1329	Ceramic	13.26	48	30	5	Body sherd
8045	LHP	2	1329	Ceramic	10.36	37	35	5	Body sherd
8046	LHP	2	1329	Ceramic	10.06	48	37	4	Body sherd
8047	LHP	2	1329	Ceramic	12.21	46	41	4	Body sherd
8048	LHP	2	1329	Ceramic	66.57	96	84	6	Large Body sherd
8049	LHP	2	1329	Ceramic	41.43	72	77	4	Large Body sherd
8050	LHP	2	1329	Ceramic	42	67	51	7	Large Body sherd
8051	LHP	2	1329	Ceramic	23.97	77	43	5	Large Body sherd
8052	LHP	2	1329	Ceramic	25.13	63	31	7	Large Body sherd
8053	LHP	2	1329	Ceramic	21.28	53	48	5	Large Body sherd
8054	LHP	2	1329	Ceramic	35.69	104	53	5	Large Body sherd
8055	LHP	2	1329	Ceramic	8.73	47	34	4	Body sherd
8056	LHP	2	1329	Ceramic	5.61	48	37	2	Body sherd
8057	LHP	2	1329	Ceramic	12.58	60	38	3	Body sherd
8058	LHP	2	1329	Ceramic	6.32	52	27	3	Body sherd
8059	LHP	2	1329	Ceramic	20.1	61	40	6	Body sherd
8060	LHP	2	1329	Ceramic	89.74	97	80	10	80 Rim sherd, storage jar, Rim E
8061	LHP	2	1329	Ceramic	7.74	40	29	5	Body sherd
8062	LHP	2	1329	Ceramic	13.45	52	30	5	Body sherd
8063	LHP	2	1329	Ceramic	4.92	48	28	3	Body sherd
8064	LHP	2	1329	Ceramic	7.04	39	29	5	Body sherd
8065	LHP	2	1329	Ceramic	5.58	35	24	4	Body sherd
8066	LHP	2	1329	Ceramic	25.06	64	41	6	Body sherd
8067	LHP	2	1329	Ceramic	8.77	41	38	5	Body sherd
8068	LHP	2	1329	Ceramic	6.56	48	37	4	Body sherd
8069	LHP	2	1329	Ceramic	6.11	60	25	4	Body sherd
8070	LHP	2	1329	Ceramic	9.12	40	29	6	Body sherd
8071	LHP	2	1329	Ceramic	2.37	38	19	3	Body sherd
8072	LHP	2	1329	Ceramic	2.7	20	19	5	Body sherd
8073	LHP	2	1329	Ceramic	11.9	49	36	4	Body sherd
8074	LHP	2	1329	Ceramic	4.93	24	24	5	Body sherd
8075	LHP	2	1329	Ceramic	4.96	27	32	4	Body sherd
8076	LHP	2	1329	Ceramic	2.6	24	21	4	Body sherd
8077	LHP	2	1329	Ceramic	8.34	47	34	3	Body sherd
8078	LHP	2	1329	Ceramic	14.76	55	36	6	Body sherd
8079	LHP	2	1329	Ceramic	2.21	29	19	3	Body sherd
8080	LHP	2	1329	Ceramic	8.07	34	23	7	Body sherd
8081	LHP	2	1329	Ceramic	3.53	29	19	4	Body sherd
8082	LHP	2	1329	Ceramic	3.03	26	23	4	Body sherd
8083	LHP	2	1329	Ceramic	4.13	35	25	3	Body sherd

8084	LHP	2	1329	Ceramic	1.78	27	23	3	Body sherd
8085	LHP	2	1329	Ceramic	2.25	27	20	4	Body sherd
8086	LHP	2	1329	Ceramic	2.81	31	18	4	Body sherd
8087	LHP	2	1329	Ceramic	1.08	15	15	3	Rim sherd, but too small to measure diameter
8088	LHP	2	1329	Ceramic	1.55	18	16	3	Body sherd
8089	LHP	2	1329	Ceramic	2.4	32	19	3	Body sherd, very worn, no slip
8090	LHP	2	1329	Ceramic	6.98	40	22	6	Body sherd
8091	LHP	2	1329	Ceramic	8.59	35	30	9	Body sherd
8092	LHP	2	1329	Ceramic	2.64	22	21	4	Body sherd
8093	LHP	2	1329	Ceramic	4.1	34	33	4	Body sherd
8094	LHP	2	1329	Ceramic	3.19	24	23	4	Body sherd
8095	LHP	2	1329	Ceramic	4.61	27	23	4	Body sherd
8096	LHP	2	1329	Ceramic	1.03	23	13	3	Body sherd
8097	LHP	2	1329	Ceramic	8.23	54	27	5	Body sherd
8098	LHP	2	1329	Ceramic	1.18	28	11	4	Rim sherd, but too small to measure diameter
8099	LHP	2	1329	Ceramic	3.01	28	20	3	Body sherd
8100	LHP	2	1329	Ceramic	1.25	16	15	3	Body sherd
8101	LHP	2	1329	Ceramic	0.87	23	16	3	Body sherd
8102	LHP	2	1329	Ceramic	4.09	29	26	4	125 Rim sherd
8103	LHP	2	1329	Ceramic	18.94	51	40	5	Body sherd
8104	LHP	2	1329	Ceramic	8.7	47	32	4	Body sherd
8105	LHP	2	1329	Ceramic	9.62	41	26	6	Body sherd
8106	LHP	2	1329	Ceramic	10.86	37	34	6	Body sherd
8107	LHP	2	1329	Ceramic	34.42	73	49	10	Body sherd
8108	LHP	2	1329	Ceramic	18.14	65	38	5	Body sherd
8109	LHP	2	1329	Ceramic	11.05	49	32	5	Body sherd
8110	LHP	2	1329	Ceramic	13.06	44	40	5	Body sherd
8111	LHP	2	1329	Ceramic	11.51	40	29	5	Body sherd
8112	LHP	2	1329	Ceramic	13.3	50	41	4	Body sherd
8113	LHP	2	1329	Ceramic	6.72	37	17	6	Body sherd
8114	LHP	2	1329	Ceramic	2.73	24	23	5	Body sherd
8115	LHP	2	1329	Ceramic	10.96	37	31	7	Body sherd
8116	LHP	2	1329	Ceramic	4.35	21	18	4	Body sherd
8117	LHP	2	1329	Ceramic	3.78	29	21	3	Body sherd
8118	LHP	2	1329	Ceramic	11.53	45	39	5	Body sherd
8119	LHP	2	1329	Ceramic	2.37	25	20	4	Body sherd
8120	LHP	2	1329	Ceramic	11.03	52	28	2	Body sherd
8121	LHP	2	1329	Ceramic	7.78	52	28	3	Body sherd
8122	LHP	2	1329	Ceramic	7.63	42	30	3	Body sherd
8123	LHP	2	1329	Ceramic	6.37	36	31	4	Body sherd
8124	LHP	2	1329	Ceramic	3.21	39	27	2	Body sherd
8125	LHP	2	1329	Ceramic	32.34	51	43	9	Body sherd
8126	LHP	2	1329	Ceramic	14.03	49	41	6	Body sherd
8127	LHP	2	1329	Ceramic	9.43	32	29	6	Body sherd
8128	LHP	2	1329	Ceramic	7.45	37	27	5	Body sherd
8129	LHP	2	1329	Ceramic	33.95	92	61	5	Body sherd
8130	LHP	2	1329	Ceramic	11.3	52	46	4	Body sherd
8131	LHP	2	1329	Ceramic	5.68	40	28	4	Body sherd
8132	LHP	2	1329	Ceramic	4.72	36	28	3	Body sherd
8133	LHP	2	1329	Ceramic	2.75	24	19	3	Body sherd
8134	LHP	2	1329	Ceramic	2.84	26	17	5	Body sherd
8135	LHP	2	1329	Ceramic	2.85	26	26	4	Body sherd
8136	LHP	2	1329	Ceramic	29.95	54	43	8	Body sherd
8137	LHP	2	1329	Ceramic	13.19	47	36	7	Body sherd
8138	LHP	2	1329	Ceramic	3.29	27	24	5	Body sherd
8139	LHP	2	1329	Ceramic	6.69	32	16	6	Body sherd
8140	LHP	2	1329	Ceramic	5.22	27	26	4	Body sherd
8141	LHP	2	1329	Ceramic	2.35	19	15	6	Body sherd
8142	LHP	2	1329	Ceramic	11.27	43	29	6	Body sherd
8143	LHP	2	1329	Ceramic	2.21	22	21	4	Body sherd

8144	LHP	2	1329	Ceramic	3.68	32	19	6	Body sherd
8145	LHP	2	1329	Ceramic	1.67	24	9	3	Body sherd
8146	LHP	2	1329	Ceramic	5.42	29	28	4	Body sherd
8147	LHP	2	1329	Ceramic	2.41	32	15	3	Body sherd
8148	LHP	2	1329	Ceramic	4.99	34	22	4	Body sherd
8149	LHP	2	1329	Ceramic	3.08	31	20	4	Body sherd
8150	LHP	2	1329	Ceramic	3.57	32	28	2	Body sherd
8151	LHP	2	1329	Ceramic	3.39	33	19	3	Body sherd
8152	LHP	2	1329	Ceramic	5.24	41	29	3	Body sherd
8153	LHP	2	1329	Ceramic	2.26	50	16	2	Body sherd
8154	LHP	2	1329	Ceramic	4.07	29	19	4	Body sherd
8155	LHP	2	1329	Ceramic	2.5	23	18	3	Body sherd
8156	LHP	2	1329	Ceramic	1.67	27	13	4	Body sherd
8157	LHP	2	1329	Ceramic	14.2	63	43	4	Body sherd
8158	LHP	2	1329	Ceramic	4.48	37	24	4	Body sherd
8159	LHP	2	1329	Ceramic	21.65	66	30	8	Body sherd
8160	LHP	2	1329	Ceramic	23.73	70	36	6	Body sherd
8161	LHP	2	1329	Ceramic	3.82	30	23	3	Body sherd
8162	LHP	2	1329	Ceramic	13.48	52	37	6	Body sherd
8163	LHP	2	1329	Ceramic	7.02	58	38	4	Body sherd
8164	LHP	2	1329	Ceramic	1.24	17	12	3	Body sherd
8165	LHP	2	1329	Ceramic	9.51	39	33	5	Body sherd
8166	LHP	2	1329	Ceramic	28.14	85	43	6	Body sherd
8167	LHP	2	1329	Ceramic	9.84	54	28	5	Body sherd
8168	LHP	2	1329	Ceramic	11.17	42	35	5	Body sherd
8169	LHP	2	1329	Ceramic	10.46	44	28	7	Body sherd
8170	LHP	2	1329	Ceramic	6.45	38	21	8	Body sherd
8171	LHP	2	1329	Ceramic	3.6	25	23	4	Body sherd
8172	LHP	2	1329	Ceramic	9.73	43	33	5	Body sherd
8173	LHP	2	1329	Ceramic	4.22	34	21	4	Body sherd
8174	LHP	2	1329	Ceramic	7.44	41	35	4	Body sherd
8175	LHP	2	1329	Ceramic	20.84	53	45	7	Body sherd
8176	LHP	2	1329	Ceramic	4.58	34	25	3	Body sherd
8177	LHP	2	1329	Ceramic	2.67	26	19	3	Body sherd
8178	LHP	2	1329	Ceramic	7.5	32	31	6	Body sherd
8179	LHP	2	1329	Ceramic	2.2	30	10	4	Body sherd
8180	LHP	2	1329	Ceramic	2.62	31	20	3	Body sherd
8181	LHP	2	1329	Ceramic	4.89	34	21	4	Body sherd
8182	LHP	2	1329	Ceramic	3.16	25	22	4	Body sherd
8183	LHP	2	1329	Ceramic	2.2	30	19	3	Body sherd
8184	LHP	2	1329	Ceramic	1.46	17	14	4	Body sherd
8185	LHP	2	1329	Ceramic	1.34	21	18	4	Body sherd
8186	LHP	2	1329	Ceramic	3.82	24	20	5	Body sherd
8187	LHP	2	1329	Ceramic	5.92	34	25	5	Body sherd
8188	LHP	2	1329	Ceramic	8.17	41	24	4	Body sherd
8189	LHP	2	1329	Ceramic	3.23	22	20	4	Body sherd
8190	LHP	2	1329	Ceramic	2.81	24	20	5	Body sherd
8191	LHP	2	1329	Ceramic	4.01	28	22	4	Body sherd
8192	LHP	2	1329	Ceramic	4.18	27	23	4	Body sherd
8193	LHP	2	1329	Ceramic	31.85	54	48	7	Body sherd
8194	LHP	2	1329	Ceramic	17.66	62	41	4	Body sherd
8195	LHP	2	1329	Ceramic	8.91	54	33	4	Body sherd
8196	LHP	2	1329	Ceramic	12.95	62	32	5	Body sherd
8197	LHP	2	1329	Ceramic	3.89	38	21	5	Body sherd
8198	LHP	2	1329	Ceramic	7.75	30	23	6	Body sherd
8199	LHP	2	1329	Ceramic	25.92	78	45	6	Body sherd
8200	LHP	2	1329	Ceramic	3.76	28	19	5	Body sherd
8201	LHP	2	1329	Ceramic	2.02	19	16	4	Body sherd
8202	LHP	2	1329	Ceramic	1.87	20	14	4	Body sherd
8203	LHP	2	1329	Ceramic	3.83	25	22	4	Body sherd
8204	LHP	2	1329	Ceramic	4.87	25	21	6	Body sherd
8205	LHP	2	1329	Ceramic	5.02	37	22	6	Body sherd

8206	LHP	2	1329	Ceramic	11.02	54	29	5	Body sherd
8207	LHP	2	1329	Ceramic	6.08	30	26	6	Body sherd
8208	LHP	2	1329	Ceramic	4.22	23	21	5	Body sherd
8209	LHP	2	1329	Ceramic	3.55	34	27	4	Body sherd
8210	LHP	2	1329	Ceramic	2.35	29	17	4	Body sherd
8211	LHP	2	1329	Ceramic	3.05	31	28	4	Body sherd
8212	LHP	2	1329	Ceramic	4.52	33	29	4	Body sherd
8213	LHP	2	1329	Ceramic	2.84	39	21	4	Body sherd
8214	LHP	2	1329	Ceramic	2.75	39	20	4	Body sherd
8215	LHP	2	1329	Ceramic	3.84	31	28	4	Body sherd
8216	LHP	2	1329	Ceramic	4.8	29	26	5	Body sherd
8217	LHP	2	1329	Ceramic	1.61	16	15	4	Body sherd
8218	LHP	2	1329	Ceramic	1.94	19	18	4	Body sherd
8219	LHP	2	1329	Ceramic	5.32	25	38	4	Body sherd
8220	LHP	2	1329	Ceramic	3.08	26	19	6	Body sherd
8221	LHP	2	1329	Ceramic	4.61	25	22	4	Body sherd
8222	LHP	2	1329	Ceramic	2.42	23	18	5	Body sherd
8223	LHP	2	1329	Ceramic	8.76	41	21	6	Body sherd
8224	LHP	2	1329	Ceramic	9.53	33	28	5	Body sherd
8225	LHP	2	1329	Ceramic	5.97	31	30	4	Body sherd
8226	LHP	2	1329	Ceramic	5.11	36	22	4	Body sherd
8227	LHP	2	1329	Ceramic	14	60	30	7	Body sherd
8228	LHP	2	1329	Ceramic	9.71	33	30	5	Body sherd
8229	LHP	2	1329	Ceramic	4.34	31	23	4	Body sherd
8230	LHP	2	1329	Ceramic	14.16	48	38	7	Body sherd
8231	LHP	2	1329	Ceramic	2.16	20	18	4	Body sherd
8232	LHP	2	1329	Ceramic	4.79	27	23	6	Body sherd
8233	LHP	2	1329	Ceramic	5.59	40	28	5	Body sherd
8234	LHP	2	1329	Ceramic	5.98	35	21	5	Body sherd
8235	LHP	2	1329	Ceramic	3.68	21	15	7	Body sherd
8236	LHP	2	1329	Ceramic	4.8	25	22	5	Body sherd
8237	LHP	2	1329	Ceramic	5.26	35	20	4	Body sherd
8238	LHP	2	1329	Ceramic	2.68	22	20	5	Body sherd
8239	LHP	2	1329	Ceramic	4.98	29	23	6	Body sherd
8240	LHP	2	1329	Ceramic	8.12	45	26	6	Body sherd
8241	LHP	2	1329	Ceramic	3.18	26	19	4	Body sherd
8242	LHP	2	1329	Ceramic	2.46	29	18	4	Body sherd
8243	LHP	2	1329	Ceramic	3.02	22	21	5	Body sherd
8244	LHP	2	1329	Ceramic	6.23	33	22	5	Body sherd
8245	LHP	2	1329	Ceramic	7.25	37	25	6	Body sherd
8246	LHP	2	1329	Ceramic	1.3	15	15	4	Body sherd
8247	LHP	2	1329	Ceramic	1.7	30	16	4	Body sherd
8248	LHP	2	1329	Ceramic	6.13	38	35	4	Body sherd
8249	LHP	2	1329	Ceramic	2.55	31	16	4	Body sherd
8250	LHP	2	1329	Ceramic	1.87	27	15	4	Body sherd
8251	LHP	2	1329	Ceramic	3.15	36	18	4	Body sherd
8252	LHP	2	1329	Ceramic	4.38	34	27	3	Body sherd
8253	LHP	2	1329	Ceramic	8.73	54	28	4	Body sherd
8254	LHP	2	1329	Ceramic	5.28	30	28	4	Body sherd
8255	LHP	2	1329	Ceramic	3.53	36	23	4	Body sherd
8256	LHP	2	1329	Ceramic	12.31	61	48	4	Body sherd
8257	LHP	2	1329	Ceramic	2.07	31	18	3	Body sherd
8258	LHP	2	1329	Ceramic	2.94	32	21	4	Body sherd
8259	LHP	2	1329	Ceramic	4.27	42	28	3	Body sherd
8260	LHP	2	1329	Ceramic	7.97	47	30	6	Body sherd
8261	LHP	2	1329	Ceramic	4.18	43	30	3	Body sherd
8262	LHP	2	1329	Ceramic	5.38	34	28	4	Body sherd
8263	LHP	2	1329	Ceramic	2.82	35	19	3	Body sherd
8264	LHP	2	1329	Ceramic	2.46	22	20	4	Body sherd
8265	LHP	2	1329	Ceramic	4.96	56	31	3	Base sherd
8266	LHP	2	1329	Ceramic	4.62	36	20	3	Body sherd
8267	LHP	2	1329	Ceramic	5.56	36	28	3	Body sherd

8268	LHP	2	1329	Ceramic	2.39	27	21	2	Body sherd
8269	LHP	2	1329	Ceramic	1.94	27	16	3	Body sherd
8270	LHP	2	1329	Ceramic	3.66	42	15	3	Body sherd
8271	LHP	2	1329	Ceramic	2.17	21	20	3	Body sherd
8272	LHP	2	1329	Ceramic	7.17	41	29	3	Body sherd
8273	LHP	2	1329	Ceramic	3.34	31	21	4	Body sherd
8274	LHP	2	1329	Ceramic	6.08	37	33	4	Body sherd
8275	LHP	2	1329	Ceramic	2.12	31	20	3	Body sherd
8276	LHP	2	1329	Ceramic	1.35	25	14	4	Body sherd
8277	LHP	2	1329	Ceramic	3.55	32	19	3	Body sherd
8278	LHP	2	1329	Ceramic	4.64	49	29	3	Body sherd
8279	LHP	2	1329	Ceramic	2.08	27	21	3	Body sherd
8280	LHP	2	1329	Ceramic	0.66	23	9	3	Body sherd
8281	LHP	2	1329	Ceramic	0.79	17	16	3	Body sherd
8282	LHP	2	1329	Ceramic	1.76	21	16	4	Body sherd
8283	LHP	2	1329	Ceramic	1.88	19	16	4	Body sherd
8284	LHP	2	1329	Ceramic	1.58	31	22	2	Body sherd
8285	LHP	2	1329	Ceramic	0.78	27	10	3	Body sherd
8286	LHP	2	1329	Ceramic	2.41	23	13	2	Body sherd
8287	LHP	2	1329	Ceramic	1.35	23	20	4	Body sherd
8288	LHP	2	1329	Ceramic	2.52	20	18	3	Body sherd
8289	LHP	2	1329	Ceramic	1.58	30	12	4	Body sherd
8290	LHP	2	1329	Ceramic	1.48	19	17	3	Body sherd
8291	LHP	2	1329	Ceramic	4.48	21	15	3	Body sherd
8292	LHP	2	1329	Ceramic	2.55	28	23	4	Body sherd
8293	LHP	2	1329	Ceramic	2.74	34	12	4	Body sherd
8294	LHP	2	1329	Ceramic	5.43	49	29	4	Body sherd
8295	LHP	2	1329	Ceramic	5.53	29	21	7	Body sherd
8296	LHP	2	1329	Ceramic	1.88	31	28	3	Body sherd
8297	LHP	2	1329	Ceramic	3.09	29	19	4	Body sherd
8298	LHP	2	1329	Ceramic	2.78	27	24	2	Body sherd
8299	LHP	2	1329	Ceramic	1.58	32	14	2	Body sherd
8300	LHP	2	1329	Ceramic	3.07	32	22	3	Body sherd
8301	LHP	2	1329	Ceramic	0.88	19	12	2	Body sherd
8302	LHP	2	1329	Ceramic	0.85	19	8	2	Body sherd
8303	LHP	2	1329	Ceramic	3.51	27	24	4	Body sherd
8304	LHP	2	1329	Ceramic	1.72	21	20	3	Body sherd
8305	LHP	2	1329	Ceramic	3.5	36	31	3	Body sherd
8306	LHP	2	1329	Ceramic	2.96	35	25	3	Body sherd
8307	LHP	2	1329	Ceramic	1.26	20	20	2	Body sherd
8308	LHP	2	1329	Ceramic	3.39	29	20	4	Body sherd
8309	LHP	2	1329	Ceramic	4.2	32	23	4	Body sherd
8310	LHP	2	1329	Ceramic	0.85	15	11	3	Body sherd
8311	LHP	2	1329	Ceramic	1.75	28	15	3	Body sherd
8312	LHP	2	1329	Ceramic	3.82	27	26	4	Body sherd
8313	LHP	2	1329	Ceramic	3.88	34	22	3	Body sherd
8314	LHP	2	1329	Ceramic	5.65	29	21	9	Body sherd
8315	LHP	2	1329	Ceramic	3.89	28	20	5	Body sherd
8316	LHP	2	1329	Ceramic	2.58	29	19	4	Body sherd
8317	LHP	2	1329	Ceramic	2.14	22	18	4	Body sherd
8318	LHP	2	1329	Ceramic	3.82	30	20	4	Body sherd
8319	LHP	2	1329	Ceramic	1.14	19	17	4	Body sherd
8320	LHP	2	1329	Ceramic	5.93	41	25	5	Body sherd
8321	LHP	2	1329	Ceramic	2.44	23	22	4	Body sherd
8322	LHP	2	1329	Ceramic	3.04	46	21	3	Body sherd
8323	LHP	2	1329	Ceramic	2.89	28	23	4	Body sherd
8324	LHP	2	1329	Ceramic	1.99	29	17	4	Body sherd
8325	LHP	2	1329	Ceramic	0.75	13	11	3	Body sherd
8326	LHP	2	1329	Ceramic	1.54	23	21	3	Body sherd
8327	LHP	2	1329	Ceramic	2.78	37	14	3	Body sherd
8328	LHP	2	1329	Ceramic	3.27	25	24	4	Ceramic disc
8329	LHP	2	1329	Ceramic	1.08	20	13	3	Body sherd

8330	LHP	2	1329	Ceramic	1	20	13	3	Body sherd
8331	LHP	2	1329	Ceramic	2.04	25	21	3	Body sherd
8332	LHP	2	1329	Ceramic	1.9	25	20	3	Body sherd
8333	LHP	2	1329	Ceramic	1.72	27	13	4	Body sherd
8334	LHP	2	1329	Ceramic	0.62	12	10	3	Body sherd
8335	LHP	2	1329	Ceramic	1.47	23	20	3	Body sherd
8336	LHP	2	1329	Ceramic	1.29	22	20	3	Body sherd
8337	LHP	2	1329	Ceramic	1.12	21	13	3	Body sherd
8338	LHP	2	1329	Ceramic	0.81	18	13	3	Body sherd
8339	LHP	2	1329	Ceramic	0.65	19	12	3	Body sherd
8340	LHP	2	1329	Ceramic	1.12	21	13	3	Body sherd
8341	LHP	2	1329	Ceramic	1.54	24	17	3	Body sherd
8342	LHP	2	1329	Ceramic	1.58	20	16	3	Body sherd
8343	LHP	2	1329	Ceramic	0.9	20	13	3	Body sherd
8344	LHP	2	1329	Ceramic	1.47	29	15	2	Body sherd
8345	LHP	2	1329	Ceramic	2.23	23	18	4	Body sherd
8346	LHP	2	1329	Ceramic	0.72	16	14	2	Body sherd
8347	LHP	2	1329	Ceramic	0.78	16	14	3	Body sherd
8348	LHP	2	1329	Ceramic	1.88	30	15	4	Body sherd
8349	LHP	2	1329	Ceramic	1.16	15	13	3	Body sherd
8350	LHP	2	1329	Ceramic	0.7	13	11	3	Body sherd
8351	LHP	2	1329	Ceramic	2.2	27	22	3	Body sherd
8352	LHP	2	1329	Ceramic	0.57	13	10	3	Body sherd
8353	LHP	2	1329	Ceramic	0.98	22	11	2	Body sherd
8354	LHP	2	1329	Ceramic	1.17	14	14	4	Body sherd
8355	LHP	2	1329	Ceramic	2.45	30	20	4	Body sherd
8356	LHP	2	1329	Ceramic	1.78	25	19	3	Body sherd
8357	LHP	2	1329	Ceramic	4.33	37	25	4	Body sherd
8358	LHP	2	1329	Ceramic	2.18	23	21	4	Body sherd
8359	LHP	2	1329	Ceramic	13.75	75	61	3	Body sherd
8360	LHP	2	1329	Ceramic	3.39	30	16	4	Body sherd
8361	LHP	2	1329	Ceramic	1.68	29	18	3	120 Rim sherd
8362	LHP	2	1329	Ceramic	5.42	30	23	4	Body sherd
8363	LHP	2	1329	Ceramic	4.1	27	25	4	Body sherd
8364	LHP	2	1329	Ceramic	1.86	27	17	3	Body sherd
8365	LHP	2	1329	Ceramic	0.88	17	13	3	Body sherd
8366	LHP	2	1329	Ceramic	1.09	21	13	3	Body sherd
8367	LHP	2	1329	Ceramic	3.82	31	23	3	Body sherd
8368	LHP	2	1329	Ceramic	2.67	32	15	5	Body sherd
8369	LHP	2	1329	Ceramic	3.86	29	27	4	Body sherd
8370	LHP	2	1329	Ceramic	2.95	22	20	4	Body sherd
8371	LHP	2	1329	Ceramic	3.66	33	25	3	Body sherd
8372	LHP	2	1329	Ceramic	6.03	52	30	3	Body sherd
8373	LHP	2	1329	Ceramic	3.19	24	24	4	Body sherd
8374	LHP	2	1329	Ceramic	4.52	30	26	5	Body sherd
8375	LHP	2	1329	Ceramic	2.78	28	26	3	Body sherd
8376	LHP	2	1329	Ceramic	3.4	24	22	4	Body sherd
8377	LHP	2	1329	Ceramic	4.17	35	21	4	Body sherd
8378	LHP	2	1329	Ceramic	26.51	56	45	7	Body sherd
8379	LHP	2	1329	Ceramic	5.38	37	25	3	Body sherd
8380	LHP	2	1329	Ceramic	2.32	25	20	3	Body sherd
8381	LHP	2	1329	Ceramic	2.66	31	22	3	Body sherd
8382	LHP	2	1329	Ceramic	3.88	38	23	3	Body sherd
8383	LHP	2	1329	Ceramic	2.22	22	18	3	Body sherd
8384	LHP	2	1329	Ceramic	2.28	22	18	3	Body sherd
8385	LHP	2	1329	Ceramic	2.84	30	23	3	Body sherd
8386	LHP	2	1329	Ceramic	2.06	23	18	4	Body sherd
8387	LHP	2	1329	Ceramic	2.63	26	22	4	Body sherd
8388	LHP	2	1329	Ceramic	1.16	17	16	2	Body sherd
8389	LHP	2	1329	Ceramic	5.49	31	29	8	Body sherd
8390	LHP	2	1329	Ceramic	1.03	15	13	3	Body sherd

8391	LHP	2	1329	Ceramic	14.86	50	41	11		Decorated Bodys sherd, with cord or rope impressions
8392	LHP	2	1329	Ceramic	2.52	28	18	3	120	Rim sherd
8393	LHP	2	1329	Ceramic	4.77	30	29	3	150	Rim sherd
8394	LHP	2	1329	Ceramic	7.9	51	26	4	150	Rim sherd
8395	LHP	2	1329	Ceramic	10.21	43	29	5	110	Rim sherd
8396	LHP	2	1329	Ceramic	8.75	32	30	7	115	Rim sherd
8397	LHP	2	1329	Ceramic	6.03	32	25	4	130	Rim sherd
8398	LHP	2	1329	Ceramic	2.13	23	20	3	120	Rim sherd
8399	LHP	2	1329	Ceramic	3.88	38	23	3	120	Rim sherd
8400	LHP	2	1329	Ceramic	1.65	21	16	3	120	Rim sherd
8401	LHP	2	1329	Ceramic	1.43	27	14	3		Body sherd
8402	LHP	2	1329	Ceramic	4.14	47	21	3	140	Rim sherd
8403	LHP	2	1329	Ceramic	5.66	32	27	5	135	Rim sherd
8404	LHP	2	1329	Ceramic	6.06	31	29	4	130	Rim sherd
8405	LHP	2	1329	Ceramic	4.79	48	31	2	120	Rim sherd
8406	LHP	2	1329	Ceramic	2.13	20	16	5	130	Rim sherd
8407	LHP	2	1329	Ceramic	1.86	32	13	3	140	Rim sherd
8408	LHP	2	1329	Ceramic	2.64	28	16	4	125	Rim sherd
8409	LHP	2	1329	Ceramic	2.5	41	24	2		Body sherd
8410	LHP	2	1329	Ceramic	4.1	42	22	4	120	Rim sherd
8411	LHP	2	1329	Ceramic	3.79	39	14	6	145	Rim sherd
8412	LHP	2	1329	Ceramic	1.31	23	13	3		Body sherd
8413	LHP	2	1329	Ceramic	4.65	35	23	5	60	Rim sherd
8414	LHP	2	1329	Ceramic	4.71	31	17	8		Rim sherd, but too small to measure diameter
8415	LHP	2	1329	Ceramic	4.97	34	26	4	120	Rim sherd
8416	LHP	2	1329	Ceramic	2.32	23	18	4	125	Rim sherd
8417	LHP	2	1329	Ceramic	5.87	54	21	3	85	Rim sherd
8418	LHP	2	1329	Ceramic	77.63	79	57	11	155	Rim sherd, LOOK UP the size!!!
8419	LHP	2	1329	Ceramic	65.36	113	73	6		Body sherd
8420	LHP	2	1329	Ceramic	17.04	74	37	37		Body sherd
8421	LHP	2	1329	Ceramic	6.82	42	28	5		Body sherd
8422	LHP	2	1329	Ceramic	27.21	75	57	4		Body sherd
8423	LHP	2	1329	Ceramic	36.39	60	54	8		Body sherd
8424	LHP	2	1329	Ceramic	31.48	93	51	7		Body sherd
8425	LHP	2	1329	Ceramic	10.15	48	44	4		Body sherd
8426	LHP	2	1329	Ceramic	21.41	72	52	6		Body sherd
8427	LHP	2	1329	Ceramic	9.75	46	35	5		Body sherd
8428	LHP	2	1329	Ceramic	22.92	80	44	5		Body sherd
8429	LHP	2	1329	Ceramic	18.77	50	43	6		Body sherd
8430	LHP	2	1329	Ceramic	17.38	49	48	5		Body sherd
8431	LHP	2	1329	Ceramic	4.75	29	24	4		Body sherd
8432	LHP	2	1329	Ceramic	18.91	61	51	6		Body sherd
8433	LHP	2	1329	Ceramic	9.57	39	24	5		Body sherd
8434	LHP	2	1329	Ceramic	5.99	34	26	6		Body sherd
8435	LHP	2	1329	Ceramic	4.7	34	25	3		Body sherd
8436	LHP	2	1329	Ceramic	11.62	41	34	8		Body sherd
8437	LHP	2	1329	Ceramic	19.26	62	57	4		Body sherd
8438	LHP	2	1329	Ceramic	3.96	28	21	4		Body sherd
8439	LHP	2	1329	Ceramic	9.29	34	31	5		Body sherd
8440	LHP	2	1329	Ceramic	1.93	30	22	2		Body sherd
8441	LHP	2	1329	Ceramic	11.96	45	28	7		Body sherd
8442	LHP	2	1329	Ceramic	2	21	14	4		Body sherd
8443	LHP	2	1329	Ceramic	12.33	45	42	5		Body sherd
8444	LHP	2	1329	Ceramic	5.68	32	30	5		Body sherd
8445	LHP	2	1329	Ceramic	9.16	53	29	4		Body sherd
8446	LHP	2	1329	Ceramic	3.14	20	20	4		Body sherd
8447	LHP	2	1329	Ceramic	6.76	40	24	4		Body sherd
8448	LHP	2	1329	Ceramic	2.83	19	19	4		Body sherd
8449	LHP	2	1329	Ceramic	3.99	32	23	4		Body sherd
8450	LHP	2	1329	Ceramic	5.66	34	31	3		Body sherd

8451	LHP	2	1329	Ceramic	3.36	35	16	4		Body sherd
8452	LHP	2	1329	Ceramic	2.39	26	21	4		Body sherd
8453	LHP	2	1329	Ceramic	2.11	25	16	5		Body sherd
8454	LHP	2	1329	Ceramic	9.06	34	32	4		Body sherd
8455	LHP	2	1329	Ceramic	6.46	45	23	3		Body sherd
8456	LHP	2	1329	Ceramic	5.58	32	26	5		Body sherd
8457	LHP	2	1329	Ceramic	3.78	28	17	5		Body sherd
8458	LHP	2	1329	Ceramic	1.3	28	14	3		Body sherd
8459	LHP	2	1329	Ceramic	6.87	48	35	3		Body sherd
8460	LHP	2	1329	Ceramic	2.18	24	20	4		Body sherd
8461	LHP	2	1329	Ceramic	4.07	39	26	3		Body sherd
8462	LHP	2	1329	Ceramic	1.59	33	10	3		Body sherd
8463	LHP	2	1329	Ceramic	1.37	23	15	3		Body sherd
8464	LHP	2	1329	Ceramic	1.09	26	14	4		Body sherd
8465	LHP	2	1329	Ceramic	1.37	24	17	2	120	Rim sherd
8466	LHP	2	1329	Ceramic	68	107	98	12	85	Rim sherd, with decoration across the neck
8467	LHP	2	1323	Ceramic	4.17	33	29	3		Body sherd
8468	LHP	2	1323	Ceramic	7.59	49	21	4		Body sherd
8469	LHP	2	1323	Ceramic	5.63	30	26	5		Body sherd
8470	LHP	2	1323	Ceramic	9.3	35	34	6		Body sherd
8471	LHP	2	1323	Ceramic	9.92	28	28	6		Body sherd
8472	LHP	2	1323	Ceramic	2.86	22	22	4		Body sherd
8473	LHP	2	1323	Ceramic	8.43	38	29	6		Body sherd
8474	LHP	2	1323	Ceramic	2.51	20	16	5		Body sherd
8475	LHP	2	1323	Ceramic	10.79	33	27	7		Body sherd
8476	LHP	2	1323	Ceramic	6.5	34	24	5		Body sherd
8477	LHP	2	1323	Ceramic	7.78	40	33	4		Body sherd
8478	LHP	2	1323	Ceramic	2.98	25	23	5		Body sherd
8479	LHP	2	1323	Ceramic	2.11	26	19	3		Body sherd
8480	LHP	2	1323	Ceramic	1.96	15	15	5		Body sherd
8481	LHP	2	1323	Ceramic	4.23	29	26	4		Body sherd
8482	LHP	2	1323	Ceramic	5.84	46	24	4		Body sherd
8483	LHP	2	1323	Ceramic	5.33	33	32	4		Body sherd
8484	LHP	2	1323	Ceramic	6.35	33	23	5		Body sherd
8485	LHP	2	1323	Ceramic	1.41	38	14	2		Body sherd
8486	LHP	2	1323	Ceramic	0.71	18	14	2		Body sherd
8487	LHP	2	1323	Ceramic	3.79	35	15	4		Body sherd
8488	LHP	2	1323	Ceramic	3.97	45	22	3		Body sherd
8489	LHP	2	1323	Ceramic	3.28	34	20	4		Body sherd
8490	LHP	2	1323	Ceramic	1.51	27	14	3		Body sherd
8491	LHP	2	1323	Ceramic	7.18	42	35	3		Body sherd
8492	LHP	2	1323	Ceramic	6.97	47	35	4		Body sherd
8493	LHP	2	1323	Ceramic	3.62	51	23	2		Body sherd
8494	LHP	2	1323	Ceramic	6.28	48	38	3	130	Rim sherd
8495	LHP	2	1323	Ceramic	4.49	43	22	4		Body sherd
8496	LHP	2	1323	Ceramic	4.12	31	25	4		Body sherd
8497	LHP	2	1323	Ceramic	3.53	32	23	3		Body sherd
8498	LHP	2	1323	Ceramic	1.82	28	17	3		Body sherd
8499	LHP	2	1323	Ceramic	2.36	33	25	3		Body sherd
8500	LHP	2	1323	Ceramic	0.7	20	12	3		Body sherd
8501	LHP	2	1323	Ceramic	4.38	33	32	2		Body sherd
8502	LHP	2	1323	Ceramic	1.2	18	15	3		Body sherd
8503	LHP	2	1323	Ceramic	1.57	22	16	2		Body sherd
8504	LHP	2	1323	Ceramic	2.18	25	25	2		Body sherd
8505	LHP	2	1323	Ceramic	4.16	36	21	4		Body sherd
8506	LHP	2	1323	Ceramic	0.72	25	11	2		Body sherd
8507	LHP	2	1323	Ceramic	2.25	29	17	3		Body sherd
8508	LHP	2	1323	Ceramic	3.23	28	23	3		Body sherd
8509	LHP	2	1323	Ceramic	1.95	20	19	4		Body sherd
8510	LHP	2	1323	Ceramic	2.29	36	18	3		Body sherd
8511	LHP	2	1323	Ceramic	1.74	21	17	3		Body sherd

8512	LHP	2	1323	Ceramic	1.39	22	14	3		Body sherd
8513	LHP	2	1323	Ceramic	2.83	25	18	4		Body sherd
8514	LHP	2	1323	Ceramic	0.47	18	13	2		Body sherd
8515	LHP	2	1323	Ceramic	0.63	18	15	2		Body sherd
8516	LHP	2	1323	Ceramic	1.37	29	14	3		Body sherd
8517	LHP	2	1323	Ceramic	2.57	31	20	3		Body sherd
8518	LHP	2	1323	Ceramic	2.71	27	20	5		Body sherd
8519	LHP	2	1323	Ceramic	1.54	23	16	4		Body sherd
8520	LHP	2	1323	Ceramic	0.77	16	12	4		Body sherd
8521	LHP	2	1323	Ceramic	1.46	38	17	3		Body sherd
8522	LHP	2	1323	Ceramic	2.44	25	20	3		Body sherd
8523	LHP	2	1323	Ceramic	1.83	25	15	3		Body sherd
8524	LHP	2	1323	Ceramic	2.88	29	19	3		Body sherd
8525	LHP	2	1323	Ceramic	3.95	29	26	4		Body sherd
8526	LHP	2	1323	Ceramic	3.02	25	24	4		Body sherd
8527	LHP	2	1323	Ceramic	2.92	30	26	4		Body sherd
8528	LHP	2	1323	Ceramic	2.17	26	23	3		Body sherd
8529	LHP	2	1323	Ceramic	1.73	36	20	6	60	Rim Sherd
8530	LHP	2	1323	Ceramic	4.96	29	16	4	50	Rim Sherd
8531	LHP	2	1323	Ceramic	2.25			3	22	Ceramic disc
8532	LHP	2	1323	Ceramic	5.4	37	21	8		Body sherd
8533	LHP	2	1323	Ceramic	8.68	45	24	9		Body sherd
8534	LHP	2	1323	Ceramic	3.01	40	18	4	50	Rim sherd
8535	LHP	2	1323	Ceramic	3.08	26	20	6	65	Rim sherd
8536	LHP	2	1323	Ceramic	7.59	49	28	5	70	Rim sherd
8537	LHP	2	1323	Ceramic	2.49	26	26	4		Body sherd
8538	LHP	2	1323	Ceramic	2.44	35	25	3		Body sherd
8539	LHP	2	1323	Ceramic	6.1	47	25	6	140	Rim sherd
8540	LHP	2	1323	Ceramic	2.32	23	21	3		Body sherd
8541	LHP	2	1323	Ceramic	1.31	23	17	3		Body sherd
8542	LHP	2	1323	Ceramic	0.98	15	14	4		Body sherd
8543	LHP	2	1323	Ceramic	3.58	32	21	5		Body sherd
8544	LHP	2	1323	Ceramic	0.49	19	13	3		Body sherd
8545	LHP	2	1323	Ceramic	1.38	28	14	3		Body sherd
8546	LHP	2	1323	Ceramic	2.33	38	15	3		Body sherd
8547	LHP	2	1323	Ceramic	79.86	140	65	13		Body Sherd with hole cut out
8548	LHP	2	1329	Ceramic	13.28	61	40	6		Body Sherd
8549	LHP	2	1329	Ceramic	8.05	34	31	5		Body Sherd
8550	LHP	2	1329	Ceramic	2.7	32	21	4		Body Sherd
8551	LHP	1	1317	Ceramic	7.73	36	31	5		Body Sherd
8552	LHP	1	1317	Ceramic	1.85	25	19	4		Body Sherd
8553	LHP	1	1317	Ceramic	1.37	26	18	3		Body Sherd
8554	LHP	1	1317	Ceramic	4.46	29	25	5		Body Sherd
8555	LHP	1	1317	Ceramic	4.59	34	25	5		Body Sherd
8556	LHP	1	1317	Ceramic	1.14	22	11	3		Body Sherd
8557	LHP	1	1317	Ceramic	1.53	20	16	3		Body Sherd
8558	LHP	1	1317	Ceramic	2.26	23	14	5		Body Sherd
8559	LHP	1	1317	Ceramic	4.23	30	24	5		Body Sherd
8560	LHP	1	1317	Ceramic	2.61	24	21	4		Body Sherd
8561	LHP	1	1317	Ceramic	2.04	21	20	4		Body Sherd
8562	LHP	1	1317	Ceramic	2.14	27	22	3		Body Sherd
8563	LHP	1	1317	Ceramic	1.94	27	12	4		Body Sherd
8564	LHP	1	1317	Ceramic	2.46	29	18	5	120	Rim sherd
8565	LHP	Surf	1321	Ceramic	2.27	24	16	5		Body Sherd
8566	LHP	Surf	1321	Ceramic	3.89	30	24	6		Body Sherd
8567	LHP	Surf	1321	Ceramic	3.81	28	20	5		Body Sherd
8568	LHP	Surf	1321	Ceramic	4.63	28	26	5		Body Sherd
8569	LHP	Surf	1321	Ceramic	2.46	27	19	3		Body Sherd
8570	LHP	Surf	1321	Ceramic	1.29	22	18	3		Body Sherd
8571	LHP	Surf	1321	Ceramic	1.2	23	20	4		Body Sherd
8572	LHP	Surf	1321	Ceramic	1.18	24	12	3		Body Sherd
8573	LHP	Surf	1321	Ceramic	3.59	25	23	5		Body Sherd

8574	LHP	Surf	1321	Ceramic	3.57	38	21	4		Body Sherd
8575	LHP	Surf	1321	Ceramic	2.11	23	23	3		Body Sherd
8576	LHP	Surf	1321	Ceramic	3.52	29	28	4		Body Sherd
8577	LHP	Surf	1321	Ceramic	1.86	21	20	4		Body Sherd
8578	LHP	Surf	1321	Ceramic	1.45	19	15	4		Body Sherd
8579	LHP	Surf	1321	Ceramic	1.12	17	15	3		Body Sherd
8580	LHP	Surf	1321	Ceramic	5.15	39	22	4		Body Sherd
8581	LHP	Surf	1321	Ceramic	3.81	25	24	4		Body Sherd
8582	LHP	Surf	1321	Ceramic	4.95	31	21	5		Body Sherd
8583	LHP	Surf	1321	Ceramic	1.76	22	15	4		Body Sherd
8584	LHP	Surf	1321	Ceramic	1.94	29	19	3		Body Sherd
8585	LHP	Surf	1321	Ceramic	1.59	25	14	4		Body Sherd
8586	LHP	Surf	1321	Ceramic	2.8	37	23	3		Body Sherd
8587	LHP	Surf	1321	Ceramic	3.08	33	19	4	125	Rim Sherd
8588	LHP	Surf	1321	Ceramic	25.05	53	44	8		Base Sherd
8589	LHP	Surf	1321	Ceramic	2.86	30	28	3		Body Sherd
8590	LHP	Surf	1321	Ceramic	0.72	14	13	2		Body Sherd
8591	LHP	Surf	1321	Ceramic	1.32	27	14	4		Body Sherd
8592	LHP	Surf	1321	Ceramic	2.32	35	20	3		Body Sherd
8593	LHP	Surf	1321	Ceramic	2.85	32	24	3	60	Rim sherd
8594	LHP	Surf	1321	Ceramic	3.56	34	24	3		Body Sherd
8595	LHP	Surf	1321	Ceramic	4.79	26	25	5		Body Sherd
8596	LHP	Surf	1321	Ceramic	2.16	25	23	3		Body Sherd
8597	LHP	Surf	1321	Ceramic	2.08	28	17	4		Body Sherd
8598	LHP	Surf	1321	Ceramic	1.02	19	15	3		Body Sherd
8599	LHP	Surf	1321	Ceramic	0.93	19	11	2		Body Sherd
8600	LHP	2	1335	Ceramic	26.87	61	57	5		Body Sherd
8601	LHP	2	1335	Ceramic	11.45	47	35	6		Body Sherd
8602	LHP	2	1335	Ceramic	18.36	62	37	6		Body Sherd
8603	LHP	2	1335	Ceramic	4.18	33	27	4		Body Sherd
8604	LHP	2	1335	Ceramic	6.62	38	24	5		Body Sherd
8605	LHP	2	1335	Ceramic	6.11	33	26	5		Body Sherd
8606	LHP	2	1335	Ceramic	4.2	34	30	3		Body Sherd
8607	LHP	2	1335	Ceramic	2.41	30	16	4		Body Sherd
8608	LHP	2	1335	Ceramic	3.85	33	26	4		Body Sherd
8609	LHP	2	1335	Ceramic	4.15	31	26	5		Body Sherd
8610	LHP	2	1335	Ceramic	4.18	31	26	5		Body Sherd
8611	LHP	2	1335	Ceramic	3.8	22	22	5		Body Sherd
8612	LHP	2	1335	Ceramic	4.69	43	15	4		Body Sherd
8613	LHP	2	1335	Ceramic	5.41	30	23	6		Body Sherd
8614	LHP	2	1335	Ceramic	24.92	81	50	6		Body Sherd
8615	LHP	2	1335	Ceramic	5.39	37	29	3		Body Sherd
8616	LHP	2	1335	Ceramic	5.48	43	23	3		Body Sherd
8617	LHP	2	1335	Ceramic	3.06	27	20	4		Body Sherd
8618	LHP	2	1335	Ceramic	4.41	35	24	4		Body Sherd
8619	LHP	2	1335	Ceramic	18.05	46	45	6		Body Sherd
8620	LHP	2	1335	Ceramic	2.25	27	22	3		Body Sherd
8621	LHP	2	1335	Ceramic	5.7	35	24	5		Body Sherd
8622	LHP	2	1335	Ceramic	3.49	25	23	5		Body Sherd
8623	LHP	2	1335	Ceramic	2.37	22	18	3		Body Sherd
8624	LHP	2	1335	Ceramic	4.41	39	29	3		Body Sherd
8625	LHP	2	1335	Ceramic	1.83	28	17	3		Body Sherd
8626	LHP	2	1335	Ceramic	1.02	21	11	3		Body Sherd
8627	LHP	2	1335	Ceramic	2.95	28	25	4		Body Sherd
8628	LHP	2	1335	Ceramic	5.02	29	24	4		Body Sherd
8629	LHP	2	1335	Ceramic	0.96	18	11	4		Body Sherd
8630	LHP	2	1335	Ceramic	3.02	28	16	5		Body Sherd
8631	LHP	2	1335	Ceramic	1.01	18	15	3		Body Sherd
8632	LHP	2	1335	Ceramic	1.74	25	18	3		Body Sherd
8633	LHP	2	1335	Ceramic	1.13	16	16	3		Body Sherd
8634	LHP	2	1335	Ceramic	1.47	25	24	5		Body Sherd
8635	LHP	2	1335	Ceramic	2.89	29	18	4		Body Sherd

8636	LHP	2	1335	Ceramic	1.16	18	16	4		Body Sherd
8637	LHP	2	1335	Ceramic	1.42	23	14	3		Body Sherd
8638	LHP	2	1335	Ceramic	1.78	23	23	3		Body Sherd
8639	LHP	2	1335	Ceramic	1.23	22	18	2		Body Sherd
8640	LHP	2	1335	Ceramic	3.9	34	22	3		Body Sherd
8641	LHP	2	1335	Ceramic	3.42	32	29	4		Body Sherd
8642	LHP	2	1335	Ceramic	2.59	29	17	3		Body Sherd
8643	LHP	2	1335	Ceramic	1.99	23	17	4		Body Sherd
8644	LHP	2	1335	Ceramic	3	29	20	4	160	Rim sherd
8645	LHP	2	1335	Ceramic	4.41	33	23	6	130	Rim sherd
8646	LHP	2	1335	Ceramic	7.42	42	27	6	130	Rim sherd
8647	LHP	2	1335	Ceramic	9.64	55	19	6	130	Rim sherd
8648	LHP	2	1335	Ceramic	4.84	33	23	6		Body sherd
8649	LHP	2	1335	Ceramic	2.32	28	26	2		Body sherd
8650	LHP	2	1335	Ceramic	5.25	36	31	3	130	Rim sherd
8651	LHP	2	1335	Ceramic	1.82	24	22	3		Body sherd
8652	LHP	2	1335	Ceramic	1.4	29	19	2		Body sherd
8653	LHP	2	1335	Ceramic	1.85	20	19	3		Body sherd
8654	LHP	2	1335	Ceramic	2.07	20	15	4		Body sherd
8655	LHP	2	1335	Ceramic	1.11	21	13	3		Body sherd
8656	LHP	2	1335	Ceramic	0.83	18	13	3		Body sherd
8657	LHP	2	1335	Ceramic	2.31	29	19	5		Body sherd
8658	LHP	2	1335	Ceramic	2.26	27	19	4	130	Rim sherd
8659	LHP	4	1330	Ceramic	12.81	43	33	6		Body sherd
8660	LHP	4	1330	Ceramic	2.84	25	22	3		Body sherd
8661	LHP	4	1330	Ceramic	2.99	27	20	4		Body sherd
8662	LHP	4	1330	Ceramic	3.46	27	26	4		Body sherd
8663	LHP	4	1330	Ceramic	4.81	36	27	4		Body sherd
8664	LHP	4	1330	Ceramic	7.08	46	37	3		Body sherd
8665	LHP	4	1330	Ceramic	5.85	42	31	4		Body sherd
8666	LHP	4	1330	Ceramic	1.58	27	19	3	100	Rim Sherd
8667	LHP	4	1330	Ceramic	3.04	23	23	4		Body sherd
8668	LHP	4	1330	Ceramic	1.72	20	15	4		Body sherd
8669	LHP	4	1330	Ceramic	3.34	31	21	4		Body sherd
8670	LHP	4	1330	Ceramic	3.01	28	21	3		Body sherd
8671	LHP	4	1330	Ceramic	2.2	28	20	4		Body sherd
8672	LHP	4	1330	Ceramic	3.1	31	27	2	120	Rim Sherd
8673	LHP	4	1330	Ceramic	1.53	21	19	3		Body sherd
8674	LHP	4	1330	Ceramic	1.03	20	12	4		Body sherd
8675	LHP	4	1330	Ceramic	0.81	17	15	2		Body sherd
8676	LHP	4	1330	Ceramic	1.31	19	15	3		Body sherd
8677	LHP	4	1330	Ceramic	3.01	31	23	3		Body sherd
8678	LHP	4	1330	Ceramic	2.19	27	19	3		Body sherd
8679	LHP	4	1330	Ceramic	1.65	27	22	3		Body sherd
8680	LHP	4	1330	Ceramic	1.62	32	11	4		Body sherd
8681	LHP	4	1330	Ceramic	2.54	30	23	4		Body sherd
8682	LHP	4	1330	Ceramic	0.96	19	11	3		Body sherd
8683	LHP	4	1330	Ceramic	7.92	32	22	12		Decorated Body sherd with incised triangular notches along the outside
8684	LHP	2	1331	Ceramic	9.62	60	29	5		Body Sherd
8685	LHP	2	1331	Ceramic	14.17	70	35	4		Body Sherd
8686	LHP	2	1331	Ceramic	7.9	42	27	5		Body Sherd
8687	LHP	2	1331	Ceramic	5.96	39	23	4		Body Sherd
8688	LHP	2	1331	Ceramic	9.03	35	30	6		Body Sherd
8689	LHP	2	1331	Ceramic	3.73	25	20	5		Body Sherd
8690	LHP	2	1331	Ceramic	2.08	26	16	5		Body Sherd
8691	LHP	2	1331	Ceramic	5.37	37	22	6		Body Sherd
8692	LHP	2	1331	Ceramic	3.62	33	18	6		Body Sherd
8693	LHP	2	1331	Ceramic	4.43	29	25	6		Body Sherd
8694	LHP	2	1331	Ceramic	4.34	30	16	5		Body Sherd
8695	LHP	2	1331	Ceramic	2.26	29	17	4		Body Sherd

8696	LHP	2	1331	Ceramic	6.36	29	25	7		Body Sherd
8697	LHP	2	1331	Ceramic	4.3	26	23	5		Body Sherd
8698	LHP	2	1331	Ceramic	9.67	39	31	5		Body Sherd
8699	LHP	2	1331	Ceramic	11.06	48	37	4	110	Rim sherd
8700	LHP	2	1331	Ceramic	7.61	55	36	2	75	Rim sherd
8701	LHP	2	1331	Ceramic	2.69	31	17	4		Body Sherd
8702	LHP	2	1331	Ceramic	1.38	30	15	3		Body Sherd
8703	LHP	2	1331	Ceramic	3.43	35	33	3		Body Sherd
8704	LHP	2	1331	Ceramic	4.55	47	21	3		Body Sherd
8705	LHP	2	1331	Ceramic	3.54	49	20	2		Body Sherd
8706	LHP	2	1331	Ceramic	6.54	40	25	4		Body Sherd
8707	LHP	2	1322	Ceramic	8.35	35	24	9		Body Sherd
8708	LHP	2	1322	Ceramic	4.16	31	20	5		Body Sherd
8709	LHP	2	1322	Ceramic	3.48	25	20	4		Body Sherd
8710	LHP	2	1322	Ceramic	7.54	33	28	5		Body Sherd
8711	LHP	2	1322	Ceramic	9.99	40	38	4		Body Sherd
8712	LHP	2	1322	Ceramic	4.1	28	20	4		Body Sherd
8713	LHP	2	1322	Ceramic	5.98	38	26	4		Body Sherd
8714	LHP	2	1322	Ceramic	3.2	23	22	5		Body Sherd
8715	LHP	2	1322	Ceramic	1.31	20	18	2		Body Sherd
8716	LHP	2	1322	Ceramic	7.87	57	36	3		Body Sherd
8717	LHP	2	1322	Ceramic	5.39	36	22	4		Body Sherd
8718	LHP	2	1322	Ceramic	3.37	33	26	3		Body Sherd
8719	LHP	2	1322	Ceramic	2.51	26	19	3		Body Sherd
8720	LHP	2	1322	Ceramic	1.36	21	14	3		Body sherd
8722	LHP	2	1322	Ceramic	3.56	27	16	5		Body Sherd
8723	LHP	2	1322	Ceramic	2.07	23	17	3		Body Sherd
8724	LHP	2	1322	Ceramic	1.92	33	17	3		Body Sherd
8725	LHP	2	1322	Ceramic	1.15	27	13	2		Body Sherd
8726	LHP	2	1322	Ceramic	2.79	36	16	3		Body Sherd
8727	LHP	2	1322	Ceramic	1.02	15	12	4		Body Sherd
8728	LHP	2	1322	Ceramic	1.08	20	13	3		Body Sherd
8729	LHP	2	1322	Ceramic	1.62	41	12	3		Body Sherd
8730	LHP	2	1322	Ceramic	2.25	36	13	3		Body Sherd
8731	LHP	2	1322	Ceramic	2.31	23	17	4		Body Sherd
8732	LHP	2	1322	Ceramic	3.23	33	17	3		Body Sherd
8733	LHP	2	1322	Ceramic	1.33	21	15	3		Body Sherd
8734	LHP	2	1322	Ceramic	2.14	27	19	3		Body Sherd
8735	LHP	2	1322	Ceramic	2.05	27	14	4		Body Sherd
8736	LHP	2	1322	Ceramic	4.53	40	17	7	135	Rim sherd
8737	LHP	2	1303	Ceramic	0.8	14	12	3		Body Sherd
8738	LHP	2	1303	Ceramic	1.12	18	14	3		Body Sherd
8739	LHP	2	1303	Ceramic	1.09	18	12	3		Rim sherd, but small to measure diameter
8740	LHP	2	1303	Ceramic	1.05	18	15	3		Body Sherd
8741	LHP	2	1303	Ceramic	0.72	14	11	3		Body sherd
8742	LHP	2	1328	Ceramic	1.38	23	21	2		Body sherd
8743	LHP	2	1328	Ceramic	2.07	25	21	4		Body sherd
8744	LHP	2	1328	Ceramic	2.5	25	18	4		Body sherd
8745	LHP	2	1338	Ceramic	3.79	43	33	3		Body sherd
8746	LHP	2	1338	Ceramic	3.31	27	21	3		Body sherd
8747	LMS	3	5034	Ceramic	6.82	41	21	5		Body sherd
8748	LMS	3	5034	Ceramic	1.17	19	16	2		Body sherd
8749	LMS	3	5034	Ceramic	4.3	36	21	4		Body sherd
8750	LMS	3	5034	Ceramic	1.89	23	14	3		Body sherd
8751	LMS	3	5034	Ceramic	1.95	19	15	4		Body sherd
8752	LMS	3	5034	Ceramic	2.56	25	17	4		Body sherd
8753	LMS	3	5034	Ceramic	0.95	14	10	4		Body sherd
8754	LMS	3	5034	Ceramic	1.55	24	12	4		Body sherd
8755	LMS	3	5034	Ceramic	1.52	17	16	3		Body sherd, very erroded, no slip
8756	LMS	3	5034	Ceramic	1.16	20	11	5		Body sherd
8757	LMS	3	5034	Ceramic	1.01	20	12	2		Body sherd

8758	LMS	3	5034	Ceramic	0.99	17	13	3		Body sherd
8759	LMS	3	5034	Ceramic	4.12	29	21	4	120	Rim sherd
8760	LHP	2	1338	Ceramic	148.9	114	67	12	85	Rim sherd, storage jar, Rim E
8761	LHP	2	1338	Ceramic	91.75	94	70	10	60	Rim sherd, storage jar, Rim E
8762	LHP	2	1338	Ceramic	46.29	103	58	5		Body sherd
8763	LHP	2	1338	Ceramic	76.35	134	96	5		Body sherd
8764	LHP	2	1338	Ceramic	40.88	78	74	4		Body sherd
8765	LHP	2	1338	Ceramic	17.56	83	43	3		Body sherd
8766	LHP	2	1338	Ceramic	18.37	67	49	4		Body sherd
8767	LHP	2	1338	Ceramic	21.8	92	50	4		Body sherd
8768	LHP	2	1338	Ceramic	18	46	43	5		Body sherd
8769	LHP	2	1338	Ceramic	10.33	51	33	5		Body sherd
8770	LHP	2	1338	Ceramic	17.23	59	35	5		Body sherd
8771	LHP	2	1338	Ceramic	10.27	44	34	4		Body sherd
8772	LHP	2	1338	Ceramic	8.85	49	29	4		Body sherd
8773	LHP	2	1338	Ceramic	8.58	30	28	5		Body sherd
8774	LHP	2	1338	Ceramic	5.89	34	28	4		Body sherd
8775	LHP	2	1338	Ceramic	11.8	37	35	5		Body sherd
8776	LHP	2	1338	Ceramic	10.92	43	30	6		Body sherd
8777	LHP	2	1338	Ceramic	12.58	44	40	5		Body sherd
8778	LHP	2	1338	Ceramic	2.33	21	17	4		Body sherd
8779	LHP	2	1338	Ceramic	2.75	24	13	4		Body sherd
8780	LHP	2	1338	Ceramic	6.86	35	28	6		Body sherd
8781	LHP	2	1338	Ceramic	3.99	36	23	3		Body sherd
8782	LHP	2	1338	Ceramic	1.32	33	13	3		Body sherd
8783	LHP	2	1338	Ceramic	1.91	29	22	3		Body sherd
8784	LHP	2	1338	Ceramic	2.56	21	20	4		Body sherd
8785	LHP	2	1338	Ceramic	2.93	25	21	5	120	Rim sherd
8786	LHP	2	1338	Ceramic	3.35	29	25	3		Body sherd, unknown ware, greyish core, but pinky white slip
8787	LHP	2	1338	Ceramic	4.07	31	25	4		Body sherd
8788	LHP	2	1338	Ceramic	2.6	27	17	4		Body sherd
8789	LHP	2	1338	Ceramic	5.13	46	32	2		Body sherd
8790	LHP	2	1338	Ceramic	3.47	31	17	3		Body sherd
8791	LHP	2	1338	Ceramic	2.19	28	16	2		Body sherd
8792	LHP	2	1338	Ceramic	9.87	45	24	9	150	Rim sherd, closed outh vessel Rim N
8793	LHP	2	1338	Ceramic	6.66	39	32	4	110	Rim sherd
8794	LHP	2	1338	Ceramic	3.46	34	22	3	130	Rim sherd
8795	LHP	2	1338	Ceramic	5.08	45	19	4		Body sherd
8796	LHP	2	1338	Ceramic	0.82	16	10	2		Body sherd
8797	LHP	2	1338	Ceramic	8.65	35	15	3		Base sherd, small globe shaped votive pot
8798	LHP	2	1338	Ceramic	4.2	32	23	3		Body sherd
8799	LHP	2	1338	Ceramic	12.53	55	37	9	120	Rim sherd
8800	LHP	2	1338	Ceramic	3.92	32	29	3		Body sherd
8801	LHP	2	1338	Ceramic	2.28	28	20	3		Body sherd
8802	LHP	2	1338	Ceramic	1.58	21	15	3		Body sherd
8803	LHP	2	1338	Ceramic	1.12	19	13	3	120	Rim sherd
8804	LHP	2	1338	Ceramic	1.26	18	15	2		Body sherd
8805	LHP	2	1338	Ceramic	2.19	24	16	4		Body sherd
8806	LHP	2	1338	Ceramic	1.81	22	19	3		Body sherd
8807	LHP	2	1338	Ceramic	3.05	32	21	3		Body sherd
8808	LHP	2	1338	Ceramic	4.61	50	16	4		Body sherd
8809	LHP	2	1338	Ceramic	4.61	30	30	4		Body sherd
8810	LHP	2	1338	Ceramic	3.56	39	23	3		Body sherd
8811	LHP	2	1338	Ceramic	2.84	26	22	3		Body sherd
8812	LHP	2	1338	Ceramic	44.87	118	65	3	65	PGW rim sherd in to pieces, very nice, TOO BE DRAWN!
8813	LHP	2	1348	Ceramic	30.72	101	57	2	70	Painted P-NBPW rim sherd in two pieces, very nice,
8814	LHP	2	1350	Ceramic	8.26	50	33	3		Body sherd

8815	LHP	2	1350	Ceramic	10.34	48	39	4	Body sherd
8816	LHP	2	1350	Ceramic	14.31	77	43	4	Body sherd
8817	LHP	2	1350	Ceramic	7.08	41	23	4	Body sherd
8818	LHP	2	1350	Ceramic	29.35	74	65	4	Body sherd
8819	LHP	2	1350	Ceramic	8.44	43	34	4	Body sherd
8820	LHP	2	1350	Ceramic	11.33	51	35	4	Body sherd
8821	LHP	2	1350	Ceramic	7.59	33	24	5	Body sherd
8822	LHP	2	1350	Ceramic	20.36	48	43	8	Body sherd with almost perfect cord impression, looks like mesh!
8823	LHP	2	1350	Ceramic	7.8	42	40	4	Body sherd
8824	LHP	2	1350	Ceramic	17	48	32	8	Body sherd
8825	LHP	2	1350	Ceramic	5.54	30	27	4	Body sherd
8826	LHP	2	1350	Ceramic	14.61	41	41	5	Body sherd
8827	LHP	2	1350	Ceramic	14.9	77	30	4	Body sherd
8828	LHP	2	1350	Ceramic	9.29	47	30	5	Body sherd
8829	LHP	2	1350	Ceramic	6.54	42	29	4	Base sherd
8830	LHP	2	1350	Ceramic	10.03	50	43	4	Body sherd
8831	LHP	2	1350	Ceramic	8.98	54	30	4	Body sherd
8832	LHP	2	1350	Ceramic	43.94	60	59	9	Body sherd with three parallel moulded lines across it
8833	LHP	2	1350	Ceramic	14.86	52	29	8	Body sherd, possibly BRW?
8834	LHP	2	1350	Ceramic	10.07	51	19	5	Body sherd
8835	LHP	2	1350	Ceramic	10.78	45	39	4	Body sherd
8836	LHP	2	1350	Ceramic	2.71	25	24	3	Body sherd
8837	LHP	2	1350	Ceramic	3.76	28	25	3	Body sherd
8838	LHP	2	1350	Ceramic	3.57	29	28	3	Body sherd
8839	LHP	2	1350	Ceramic	2.94	44	19	3	Body sherd
8840	LHP	2	1350	Ceramic	11.68	44	43	4	Body sherd
8841	LHP	2	1350	Ceramic	3.52	23	16	5	Body sherd
8842	LHP	2	1350	Ceramic	2.63	21	20	3	Body sherd
8843	LHP	2	1350	Ceramic	7.44	55	23	3	Body sherd
8844	LHP	2	1350	Ceramic	6.11	34	31	3	Body sherd
8845	LHP	2	1350	Ceramic	3.35	34	25	3	Body sherd
8846	LHP	2	1350	Ceramic	3.8	25	24	4	Body sherd
8847	LHP	2	1350	Ceramic	3.48	30	26	4	Body sherd
8848	LHP	2	1350	Ceramic	1.91	23	20	3	Body sherd
8849	LHP	2	1350	Ceramic	3.5	25	23	3	Body sherd
8850	LHP	2	1350	Ceramic	1.59	19	16	4	Body sherd
8851	LHP	2	1350	Ceramic	6.5	37	34	4	Body sherd
8852	LHP	2	1350	Ceramic	14.02	49	39	6	Body sherd
8853	LHP	2	1350	Ceramic	4.77	42	24	4	Body sherd
8854	LHP	2	1350	Ceramic	2.23	24	15	3	Body sherd
8855	LHP	2	1350	Ceramic	4.51	26	25	4	Body sherd
8856	LHP	2	1350	Ceramic	2.76	20	18	4	Body sherd
8857	LHP	2	1350	Ceramic	3.66	25	19	4	Body sherd
8858	LHP	2	1350	Ceramic	2.59	28	14	5	Body sherd
8859	LHP	2	1350	Ceramic	2.45	29	19	3	Body sherd
8860	LHP	2	1350	Ceramic	3.62	33	20	5	Body sherd
8861	LHP	2	1350	Ceramic	2.12	23	15	3	Body sherd
8862	LHP	2	1350	Ceramic	14.5	42	39	6	Body sherd
8863	LHP	2	1350	Ceramic	4.38	27	22	4	Body sherd
8864	LHP	2	1350	Ceramic	1.86	18	18	3	Body sherd
8865	LHP	2	1350	Ceramic	1.31	17	16	3	Body sherd
8866	LHP	2	1350	Ceramic	1.15	18	13	3	Body sherd
8867	LHP	2	1350	Ceramic	7.24	35	25	5	Body sherd
8868	LHP	2	1350	Ceramic	3.8	36	21	3	Body sherd
8869	LHP	2	1350	Ceramic	37.53	51	45	14	Body sherd
8870	LHP	2	1350	Ceramic	2	22	18	4	Body sherd
8871	LHP	2	1350	Ceramic	3.8	27	24	4	Body sherd
8872	LHP	2	1350	Ceramic	5.57	39	20	5	Body sherd
8873	LHP	2	1350	Ceramic	4.02	30	23	4	Body sherd
8874	LHP	2	1350	Ceramic	2.18	22	16	4	Body sherd

8875	LHP	2	1350	Ceramic	2.49	22	20	2	Body sherd
8876	LHP	2	1350	Ceramic	4.01	23	21	6	Body sherd
8877	LHP	2	1350	Ceramic	3.18	35	22	3	Body sherd
8878	LHP	2	1350	Ceramic	5.95	33	27	4	Body sherd
8879	LHP	2	1350	Ceramic	3.94	26	18	5	Body sherd
8880	LHP	2	1350	Ceramic	3.51	34	19	2	Body sherd
8881	LHP	2	1350	Ceramic	1.56	17	15	3	Body sherd
8882	LHP	2	1350	Ceramic	1.33	23	14	2	Body sherd
8883	LHP	2	1350	Ceramic	3.81	20	19	5	Body sherd
8884	LHP	2	1350	Ceramic	3.4	35	19	3	Body sherd
8885	LHP	2	1350	Ceramic	3.48	38	17	3	Body sherd
8886	LHP	2	1350	Ceramic	3.82	45	23	3	Body sherd
8887	LHP	2	1350	Ceramic	1.94	27	18	3	Body sherd
8888	LHP	2	1350	Ceramic	2.43	30	24	2	Body sherd
8889	LHP	2	1350	Ceramic	1.95	23	19	4	Body sherd
8890	LHP	2	1350	Ceramic	2.99	26	22	3	Body sherd
8891	LHP	2	1350	Ceramic	0.51	12	12	2	Body sherd
8892	LHP	2	1350	Ceramic	1.26	21	12	2	Body sherd
8893	LHP	2	1350	Ceramic	1.39	21	11	2	Body sherd
8894	LHP	2	1350	Ceramic	4.63	32	27	4	Body sherd
8895	LHP	2	1350	Ceramic	1.77	26	17	2	Body sherd
8896	LHP	2	1350	Ceramic	3.92	28	24	4	Body sherd
8897	LHP	2	1350	Ceramic	1.42	20	15	3	Body sherd
8898	LHP	2	1350	Ceramic	1.86	27	16	3	Body sherd
8899	LHP	2	1350	Ceramic	2.62	29	18	3	Body sherd
8900	LHP	2	1350	Ceramic	4.93	30	22	4	Body sherd
8901	LHP	2	1350	Ceramic	4.4	46	19	3	Body sherd
8902	LHP	2	1350	Ceramic	1.28	21	14	3	Body sherd
8903	LHP	2	1350	Ceramic	0.8	16	13	3	Body sherd
8904	LHP	2	1350	Ceramic	1.16	21	13	2	Body sherd
8905	LHP	2	1350	Ceramic	2.86	25	21	3	Body sherd
8906	LHP	2	1350	Ceramic	1.77	20	15	3	Body sherd
8907	LHP	2	1350	Ceramic	1.38	23	13	3	Body sherd
8908	LHP	2	1350	Ceramic	1.84	31	12	3	Body sherd
8909	LHP	2	1350	Ceramic	1.93	27	16	3	Body sherd
8910	LHP	2	1350	Ceramic	1.6	19	16	2	Body sherd
8911	LHP	2	1350	Ceramic	1.43	26	15	2	Body sherd
8912	LHP	2	1350	Ceramic	1.73	24	17	3	Body sherd
8913	LHP	2	1350	Ceramic	4.62	29	25	4	Body sherd
8914	LHP	2	1350	Ceramic	2.02	33	22	2	Body sherd
8915	LHP	2	1350	Ceramic	1.49	23	15	3	Body sherd
8916	LHP	2	1350	Ceramic	0.99	17	10	3	Body sherd
8917	LHP	2	1350	Ceramic	1.78	33	13	4	Body sherd
8918	LHP	2	1350	Ceramic	1.16	19	14	3	Body sherd
8919	LHP	2	1350	Ceramic	1.01	20	13	3	Body sherd
8920	LHP	2	1350	Ceramic	3.57	33	19	4	Body sherd
8921	LHP	2	1350	Ceramic	1.3	16	15	3	Body sherd
8922	LHP	2	1350	Ceramic	2.25	27	17	3	Body sherd
8923	LHP	2	1350	Ceramic	0.94	16	11	3	Body sherd
8924	LHP	2	1350	Ceramic	1.94	19	16	2	Body sherd
8925	LHP	2	1350	Ceramic	3.01	27	23	4	Body sherd
8926	LHP	2	1350	Ceramic	1.44	23	13	4	Body sherd
8927	LHP	2	1350	Ceramic	1.21	21	13	3	Body sherd
8928	LHP	2	1350	Ceramic	0.95	19	12	3	Body sherd
8929	LHP	2	1350	Ceramic	0.66	16	11	2	Body sherd
8930	LHP	2	1350	Ceramic	0.84	15	11	2	Body sherd
8931	LHP	2	1350	Ceramic	0.54	12	11	2	Body sherd
8932	LHP	2	1350	Ceramic	23.09	90	47	4	180 Rim sherd
8933	LHP	2	1350	Ceramic	5.25	35	26	4	130 Rim sherd
8934	LHP	2	1350	Ceramic	9.62	65	29	4	165 Rim sherd
8935	LHP	2	1350	Ceramic	8.51	45	32	6	100 Rim sherd, form is new, look up!
8936	LHP	2	1350	Ceramic	8.06	59	27	4	165 Rim sherd

8937	LHP	2	1350	Ceramic	6.54	44	14	5	130	Rim sherd
8938	LHP	2	1350	Ceramic	1.18	16	14	2	120	Rim sherd
8939	LHP	2	1350	Ceramic	1.44	27	21	2	120	Rim sherd
8940	LHP	2	1350	Ceramic	1.23	21	15	2	120	Rim sherd
8941	LHP	2	1350	Ceramic	1.27	24	17	2	90	Rim sherd
8942	LHP	2	1350	Ceramic	2.9	28	21	3	80	Rim sherd
8943	LHP	2	1350	Ceramic	6.19	45	21	4	130	Rim sherd
8944	LHP	2	1350	Ceramic	5.49	40	25	4	135	Rim sherd
8945	LHP	2	1350	Ceramic	0.89	18	16	2	110	Rim sherd
8946	LHP	2	1350	Ceramic	2.57	30	22	3	120	Rim sherd
8947	LHP	2	1350	Ceramic	70.55	124	76	5		Body sherd
8948	LHP	2	1350	Ceramic	70.28	98	73	5		Body sherd
8949	LHP	2	1351	Ceramic	23.68	47	43	8		Body sherd
8950	LHP	2	1351	Ceramic	10.58	52	29	4		Body sherd
8951	LHP	2	1351	Ceramic	11.39	41	32	5		Body sherd
8952	LHP	2	1351	Ceramic	5.57	33	21	5		Body sherd
8953	LHP	2	1351	Ceramic	7.19	31	28	5		Body sherd
8954	LHP	2	1351	Ceramic	7.95	34	33	4		Body sherd
8955	LHP	2	1351	Ceramic	4.71	31	27	4		Body sherd
8956	LHP	2	1351	Ceramic	6	40	30	4		Body sherd
8957	LHP	2	1351	Ceramic	6.3	30	24	6		Body sherd
8958	LHP	2	1351	Ceramic	4.79	30	20	5		Body sherd
8959	LHP	2	1351	Ceramic	3.7	24	22	3		Body sherd
8960	LHP	2	1351	Ceramic	12.43	41	34	8		Body sherd
8961	LHP	2	1351	Ceramic	1.74	22	13	4		Body sherd
8962	LHP	2	1351	Ceramic	1.77	28	13	3		Body sherd
8963	LHP	2	1351	Ceramic	17.44	80	40	4		Body sherd
8964	LHP	2	1351	Ceramic	7.26	36	35	5		Body sherd
8965	LHP	2	1351	Ceramic	3.68	29	24	3		Body sherd
8966	LHP	2	1351	Ceramic	5.84	37	26	4		Body sherd
8967	LHP	2	1351	Ceramic	10.45	39	33	5		Body sherd
8968	LHP	2	1351	Ceramic	4.12	32	23	3		Body sherd
8969	LHP	2	1351	Ceramic	6.38	35	29	4		Body sherd
8970	LHP	2	1351	Ceramic	4.05	31	25	3		Body sherd
8971	LHP	2	1351	Ceramic	3.4	33	20	4		Body sherd
8972	LHP	2	1351	Ceramic	2.27	24	20	3		Body sherd
8973	LHP	2	1351	Ceramic	4.05	31	15	6		Body sherd
8974	LHP	2	1351	Ceramic	1.64	21	19	2		Body sherd
8975	LHP	2	1351	Ceramic	1.92	19	13	4		Body sherd
9000	LMS	3	5000	Metal	1.35	23	7	1		Modern Fe washer
9001	LMS	3	5000	Metal	9.34	27	8	2		Modern Fe washer
9002	LMS	3	5000	Metal	9.55	32	9	2		Modern Fe washer
9003	LMS	3	5001	metal	1.49	23	8	1		Modern Fe washer
9004	LMS	3	5001	Metal	1.13	22	8	1		Modern Fe washer
9005	LMS	3	5001	Metal	0.71			1	17	Modern coin
9006	LMS	3	5001	Metal	1.81			2	24	Modern coin
9007	LMS	3	5001	Metal	4.88	25	6	1		Modern Fe washer
9008	LMS	3	5001	Metal	25.95	22	13	6		Modern Fe nut
9009	LMS	3	5001	Metal	1.22	23	6	1		Modern Fe washer
9010	LMS	3	5001	Metal	11.07	30	6	3		Modern Fe washer
9011	LMS	3	5001	Metal	1.34	23	8	1		Modern Fe washer
9012	LMS	3	5001	Metal	2.96	64	11	1		Modern Fe tool
9013	LMS	3	5001	Metal	3.26	65	6	1		Modern Fe object
9014	LMS	3	5001	Metal	6.31	104	32	3		Modern Fe Wire
9015	LMS	3	5001	Metal	1.19			1	20	Modern coin
9016	LMS	3	5001	Metal	2.64	35	30	3		Modern Fe wire
9017	LMS	3	5001	Metal	1.51	24	8	1		Modern Fe washer
9018	LMS	3	5001	plastic	2.49	32	27	3		Modern plastic object
9019	LMS	3	5001	Terracotta	5.44	23	21	9		Fragment of a Terracotta spindle whorl
9020	LMS	3	5001	Brick	3000	250	106	73		Modern stamp brick 1939.
9021	LMS	3	5001	Brick	3000	225	99	72		Modern stamp brick 1939.

9022	LMS	3	5001	Metal	1.21	22	6	1	Modern FE washer.
9023	LMS	3	5001	Metal	1.2	23	12	1	Modern FE Washer.
9025	LMS	3	5001	Ceramic	1.18	19	12	3	Body sherd P-NBPW
9026	LMS	3	5001	Ceramic	1.77	24	12	3	Body sherd P-NBPW
9027	LMS	3	5001	Metal	8.44	27	8	2	Modern Fe washer
9028	LMS	3	5001	Terracotta?	61.95	66	50	23	Terracotta Fragment with decoration. Incised notch design around the edge, middle is raised and is three incised lines. Remains of a Russet slip.
9029	LMS	3	5001	Ceramic	5.21	33	30	4	Body sherd P-NBPW
9030	LMS	3	5001	Kankar	10.02				2 pieces of Kankar
9031	LMS	3	5006	Kankar	15.2				2 pieces of Kankar
9032	LMS	3	5011	Slag	7.36	25	24	16	Slag
9033	LMS	3	5011	Terracotta	76.55				2 Fragments of Terracotta tiles
9034	LMS	3	5011	Kankar	26.26	45	31	15	Kankar
9035	LMS	3	5011	Terracotta	33.59	67	35	21	2 Fragments of Terracotta tile
9036	LMS	3	5012	Terracotta	78.63	58	45	29	2 Fragment of Terracotta tile
9037	LMS	3	5013	Plaster	13.96	28	22	22	Piece of plaster with finish...
9038	LMS	3	5013	Terracotta	27.63	40	40	20	Fragment of terracotta tile
9040	LMS	3	5012	Ceramic	0.33	17	12	1	P-NBPW sherd
9041	LMS	3	5012	Ceramic	1.92	31	10	4	MRW body sherd
9042	LMS	3	5013	Terracotta	91.17	78	60	24	Fragment of terracotta tile
9043	LMS	3	5012	Terracotta	70.32	67	53	19	Fragment of terracotta tile
9044	LMS	3	5014	Terracotta	45.87	56	42	23	Fragment of terracotta tile
9046	LMS	3	5012	Terracotta	27	53	31	16	Fragment of terracotta tile
9047	LMS	3	5011	Terracotta	26.77	52	20	16	Fragment of Terracotta bangle
9048	LMS	3	5005	Terracotta	14.34	44	34	13	Fragment of terracotta tile
9049	LMS	3	5014	Faunal	9.09				2 Bone fragments
9104	LMS	3	5016	VOID					DECLASSIFIED
9105	LMS	3		VOID					DECLASSIFIED
9107	LMS	3	5022	Terracotta	11.91	32	20	18	Fragment of terracotta tile
9108	LMS	3	5023	Terracotta	7.27	23	21	16	Fragment of terracotta tile
9109	LMS	3	5023	Terracotta	16.41	41	26	14	Fragment of terracotta tile
9110	LMS			VOID					DECLASSIFIED
9112	LMS			VOID					DECLASSIFIED
9113	LMS			VOID					DECLASSIFIED
9114	LMS	3	5023	Terracotta	20.65	29	27	10	Terracotta spindle whorl
9115	LMS	3	5034	VOID					DECLASSIFIED
9116	LMS			VOID					DECLASSIFIED
9117	LMS			VOID					DECLASSIFIED

APPENDIX D - Ceramic Finds (Season Three Only)

(note: this does not include ceramics that have been assigned special find numbers)

Context	Ware	Form	Rim	Sherds	Weight(g)
5001	MRW	Storage Jar	D	2	18.36
5001	MRW	Storage Jar	B	3	60.05
5001	MRW	Open bowl	A	4	65.26
5001	MRW	Storage Jar	M	4	56.03
5001	MRW	Thick Neck Jar	5	1	28.71
5001	MRW	Small Jar	R	1	10.4
5001	MRW	Form C		13	200
5001	MRW	Small Jar	I	1	4.16
5001	MRW	Storage Jar	R	1	14.76
5001	MRW	Globular Jar	L	1	24.33
5001	MRW	Lug Handle		1	4.53
5001	MRW	Oil Lamp	A	30	300
5007	MRW	Thick Neck Jar	5	2	34.9
5007	MRWw/mica	Storage Jar	M	2	45.66
5007	MRW	Oil Lamp	A	10	47.93
5007	MRW	Form C		2	20.09
5007	MRW	Closed Mouth	N	5	22.6

APPENDIX E - Bulk Counts

E1. Ceramics

Site	Context	Ware	Sherds	Weight(g)
MDT	601	MRW	274	819.26
MDT	602	MRW	7	17.56
MDT	603	MRW	48	113.24
MDT	604	MRW	267	700
MDT	605	MRW	16	29.97
MDT	606	MRW	109	205.77
MDT	607	MRW	355	600
MDT	608	MRW	260	472.11
MDT	610	MRW	199	229
MDT	611	MRW	347	600
MDT	612	MRW	1309	2000
MDT	612	MRW w/mica	58	400
MDT	613	MRW	762	2300
MDT	614	MRW	604	1819.89
MDT	615	MRW	106	300
MDT	624	MRW	6	13.33
MDT	901	MRW	22	81.52
MDT	902	MRW	2	4.55
MDT	903	MRW	17	136.63
MDT	904	MRW	28	100
MDT	905	MRW	41	111.27
MDT	906	MRW	522	1124.24
MDT	906	MRW w/mica	14	54.04
MDT	907	MRW	232	682.56
MDT	908	MRW	41	95.41
MDT	909	MRW	46	95
MDT	910	MRW	15	22.1
MDT	913	MRW	5	23.16
MDT	915	MRW	25	117.71
MDT	920	MRW	17	52.03
MDT	921	MRW	67	150
MDT	922	MRW	7	13.08
MDT	923	MRW	7	12.14
MDT	935	MRW	19	100
LHP	1301	MRW	13	41.47
LHP	1301	MRW w/mica	1	10.21
LHP	1302	MRW	196	500
LHP	1302	MRW w/mica	4	40.2
LHP	1303	MRW	146	500
LHP	1303	MRW w/mica	5	16.83
LHP	1307	MRW	136	500
LHP	1308	MRW	22	76.4
LHP	1309	MRW	12	47.68
LHP	1309	MRW w/mica	2	6.63
LHP	1311	MRW	16	60.5
LHP	1311	MRW w/mica	3	19.23
LHP	1317	MRW	138	400
LHP	1317	MRW w/mica	19	200
LHP	1320	MRW	105	300
LHP	1320	MRW w/mica	16	77.16
LHP	1321	MRW	946	3800
LHP	1321	MRW w/mica	416	1200
LHP	1322	MRW	132	400
LHP	1323	MRW	1394	3000

LHP	1323	MRW w/mica	105	800
LHP	1327	MRW	41	200
LHP	1328	MRW w/mica	88	300
LHP	1329	MRW	2056	5800
LHP	1329	MRW w/mica	75	500
LHP	1330	MRW	77	460
LHP	1330	MRW w/mica	16	66.59
LHP	1331	MRW	65	300
LHP	1333	MRW	108	700
LHP	1335	MRw	357	1300
LHP	1335	MRW w/mica	29	300
LHP	1336	MRW	87	250
LHP	1336	MRW w/mica	6	12.9
LHP	1338	MRW	1046	4000
LHP	1341	MRW	207	500
LHP	1342	MRW	299	1300
LHP	1348	MRW	161	700
LHP	1350	MRW	196	1000
LHP	1351	MRW	363	1300
LNW	1601	MRW	226	650
LNW	1601	MRW w/mica	37	150.74
LNW	1602	MRW	79	180
LNW	1602	MRW w/mica	2	6.51
LNW	1604	MRW	58	200
LNW	1604	MRW w/mica	7	91
LNW	1605	MRW	6756	16450
LNW	1605	MRW w/mica	346	2700
LNW	1608	MRW	7831	25150
LNW	1608	MRW w/mica	1214	7000
LNW	1609	MRW w/mica	84	400
LNW	1610	MRW	193	400
LNW	1612	MRW	848	2100
LNW	1612	MRW w/mica	92	400
LNW	1613	MRW	116	420
LNW	1613	MRW w/mica	15	120
LNW	1617	MRW	2627	7300
LNW	1617	MRW w/mica	664	4100
LNW	1618	MRW	1041	2700
LNW	1618	MRW w/mica	72	500
LNW	1620	MRW	889	2320
LNW	1620	MRW w/mica	267	1400
LNW	1621	MRW	444	1100
LNW	1621	MRW w/mica	108	830
LMS	5000	FRW	3	5.37
LMS	5000	MRW	2	8.74
LMS	5001	MRW	609	2700
LMS	5001	MRW w/mica	169	1000
LMS	5005	MRW	61	205
LMS	5005	MRW w/mica	5	15.92
LMS	5007	MRW	55	110
LMS	5007	MRW w/mica	5	36.12
LMS	5011	MRW	602	2300
LMS	5011	MRW w/mica	20	100
LMS	5012	MRW	395	1500
LMS	5012	MRW w/mica	36	156
LMS	5013	MRW	81	400
LMS	5014	MRW	774	2200
LMS	5016	MRW	302	900
LMS	5020	MRW	13	50
LMS	5023	MRW	669	1800
LMS	5023	MRW w/mica	54	300
LMS	5025	MRW	364	1200

LMS	5025	MRW w/mica	11	50
LMS	5029	MRW	158	400
LMS	5030	MRW	63	200
LMS	5031	MRW	89	200
LMS	5034	MRW	546	1400

APPENDIX F - Sample Lists

Lumbini 2013 Excavation Export List

Site	Context	Sample#	Weight	Description
MDT	Tr. C5	S1	56.67	Brick
MDT	Tr. C5	S2	350	Brick
MDT	Tr. C5	S3	66.15	Brick
MDT	Tr. C6	S4	89.34	Brick
MDT	Tr. C6	S5	131.2	Brick
MDT	Tr. C9	S6	67.8	Brick
MDT	Tr. C9	S7	400	Brick
MDT	Tr. C9	S8	194.75	Brick
LNW	1604	S9	85.9	Brick
LNW	Surface	S10	54.57	Brick
MDT	541	SF366	33.79	Plaster
MDT	902	SF405	74.2	Plaster
MDT	906	SF430	20.92	Plaster
MDT	906	SF432	13.55	Plaster
MDT	904	SF436	11.64	Plaster
MDT	906	SF450	5.37	Plaster
MDT	906	SF472	4.86	Plaster
MDT	906	SF473	3.17	Plaster
MDT	604	SF493	8.33	Plaster
MDT	906	SF495	3.4	Plaster
MDT	604	SF508	17.95	Plaster
MDT	604	SF510	44.97	Plaster
MDT	604	SF514	22.22	Plaster
MDT	604	SF517	108.51	Plaster
MDT	604	SF518	29.47	Plaster
MDT	604	SF519	24.47	Plaster
MDT	604	SF521	18.82	Plaster
MDT	604	SF522	30.62	Plaster
MDT	604	SF523	11.13	Plaster
MDT	604	SF524	11.43	Plaster
MDT	604	SF525	4.11	Plaster
MDT	604	SF526	425	Plaster
MDT	604	SF527	128.21	Plaster
MDT	604	SF528	15.1	Plaster
MDT	604	SF529	3.69	Plaster
MDT	604	SF531	8.34	Plaster
MDT	604	SF532	24.47	Plaster
MDT	604	SF533	13.95	Plaster
MDT	604	SF534	15.5	Plaster
MDT	604	SF535	52.93	Plaster
MDT	604	SF536	37.16	Plaster
MDT	604	SF537	26.95	Plaster
MDT	604	SF538	25.83	Plaster
MDT	907	SF539	10.39	Plaster
MDT	604	SF540	4.98	Plaster
MDT	541	SF541	23.69	Plaster
MDT	604	SF541	12.26	Plaster
MDT	604	SF542	129.2	Plaster
MDT	604	SF543	5.29	Plaster
MDT	604	SF544	3.87	Plaster
MDT	604	SF546	14.54	Plaster
MDT	604	SF547	14.75	Plaster
MDT	604	SF548	6.44	Plaster
MDT	604	SF549	9.23	Plaster

MDT	604	SF553	7.43	Plaster
MDT	604	SF555	25.61	Plaster
MDT	604	SF556	3.98	Plaster
MDT	604	SF557	3.55	Plaster
MDT	604	SF558	33.58	Plaster
MDT	604	SF559	32.04	Plaster
MDT	604	SF560	17.83	Plaster
MDT	604	SF561	8.47	Plaster
MDT	604	SF562	6	Plaster
MDT	604	SF564	7.24	Plaster
MDT	604	SF565	5.61	Plaster
MDT	604	SF566	7.87	Plaster
MDT	604	SF567	5.58	Plaster
MDT	604	SF569	5.96	Plaster
MDT	604	SF570	107.56	Plaster
MDT	605	SF577	12.06	Plaster
MDT	605	SF578	17	Plaster
MDT	605	SF579	23.19	Plaster
MDT	605	SF580	13.86	Plaster
MDT	605	SF581	8.81	Plaster
MDT	907	SF601	26.96	Plaster
MDT	907	SF606	2.79	Plaster
MDT	907	SF609	30.14	Plaster
MDT	917	SF659	13.1	Plaster
MDT	917	SF664	12.86	Plaster
MDT	923	SF676	30.97	Plaster
MDT	604	SF682	3.94	Plaster
LMS	5013	SF9037	14.83	Plaster
MDT	1205	X1200	28.33	Charcoal
LHP	1323	X1301	7.21	Charcoal
LHP	1329	X1302	4.43	Charcoal
LHP	1329	X1303	4.36	Charcoal
LHP	1329	X1304	6.09	Charcoal
LHP	1330	X1305	4.22	Charcoal
LHP	1329	X1306	5.61	Charcoal
LHP	1331	X1307	7.7	Charcoal
LHP	1334	X1308	4.54	Charcoal
LHP	1333	X1311	8.18	Charcoal
LHP	1338	X1312	13.81	Charcoal
LHP	1338	X1313	8.44	Charcoal
LHP	1338	X1314	6.18	Charcoal
LHP	1341	X1315	5.88	Charcoal
LHP	1348	X1316	4.29	Charcoal
LHP	1351	X1317	9.42	Charcoal
LHP	1350	X1318	16.09	Charcoal
LHP	1331	X1319	4.25	Charcoal
LNW	1612	X1602	2.69	Charcoal
LHP	1335	X1609	4.8	Charcoal
LHP	1333	X1610	4.18	Charcoal
MDT	603	X600	19.82	Charcoal
MDT	604	X601	200	Charcoal
MDT	604	X602	5.57	Charcoal
MDT	604	X603	1.46	Charcoal
MDT	604	X604	3.45	Charcoal
MDT	????	X605	7.17	Charcoal
MDT	605	X606	2.06	Charcoal
MDT	606	X607	4.36	Charcoal
MDT	606	X608	1.1	Charcoal
MDT	606	X609	4.21	Charcoal
MDT	606	X610	8.96	Charcoal
MDT	611	X611	10.84	Charcoal
MDT	611	X612	5.27	Charcoal

MDT	612	X613	4.38	Charcoal
MDT	614	X614	7.8	Charcoal
MDT	613	X615	7.7	Charcoal
MDT	613	X619	24.52	Charcoal
MDT	904	X900	2.68	Charcoal
MDT	906	X901	2.78	Charcoal
MDT	906	X902	2.13	Charcoal
MDT	906	X903	1.48	Charcoal
MDT	906	X904	4.2	Charcoal
MDT	907	X905	19	Charcoal
MDT	907	X906	6.82	Charcoal
MDT	907	X907	2.62	Charcoal
MDT	907	X908	1.34	Charcoal
MDT	909	X909	3.85	Charcoal
MDT	908	X910	6.28	Charcoal
MDT	908	X911	2.06	Charcoal
MDT	915	X912	5.74	Charcoal
MDT	915	X913	7.82	Charcoal
MDT	915	X914	8.05	Charcoal
MDT	917	X915	30.34	Charcoal
MDT	907	X916	9.09	Charcoal
MDT	917	X917	13.4	Charcoal
MDT	917	X918	5.63	Charcoal
MDT	917	X919	9.64	Charcoal
MDT	916	X920	4.17	Charcoal
MDT	918	X921	43.65	Charcoal
MDT	919	X922	78.05	Charcoal
MDT	920	X923	4.41	Charcoal
MDT	920	X924	17.72	Charcoal
MDT	921	X925	19.48	Charcoal
MDT	921	X926	26.46	Charcoal
MDT	921	X927	17.38	Charcoal
MDT	921	X928	13.16	Charcoal
MDT	921	X929	14.53	Charcoal
MDT	921	X930	17.52	Charcoal
MDT	921	X931	28.17	Charcoal
MDT	922	X932	28.6	Charcoal
MDT	923	X933	22.82	Charcoal
MDT	923	X934	12.37	Charcoal
MDT	923	X935	125	Charcoal
MDT	923	X936	43.15	Charcoal
LMS	5013	Y9005	320	Charcoal
LMS	5013	Y9006	200	Charcoal
LMS	5034	Y9043	3.71	Charcoal
LMS	5011	Z9001	5.15	Charcoal
LMS	5012	Z9002	3.16	Charcoal
LMS	5012	Z9003	3.8	Charcoal
LMS	5012	Z9004	26.61	Charcoal
LMS	5013	Z9005	10.52	Charcoal
LMS	5016	Z9006	8.06	Charcoal
LMS	5016	Z9007	2.31	Charcoal
LMS	5016	Z9008	2.76	Charcoal
LMS	5023	Z9009	2.59	Charcoal
LMS	5023	Z9010	5.45	Charcoal
LMS	5023	Z9011	7.95	Charcoal
LMS	5023	Z9012	8.99	Charcoal
LMS	5023	Z9013	5.64	Charcoal
LMS	5023	Z9014	3.04	Charcoal
LMS	5023	Z9015	11.53	Charcoal
LMS	5023	Z9016	8.58	Charcoal
LMS	5023	Z9017	6.35	Charcoal
LMS	5023	Z9018	6.95	Charcoal

LMS	5023	Z9019	2.58	Charcoal
LMS	5023	Z9020	1.45	Charcoal
LMS	5023	Z9021	4.19	Charcoal
LMS	5025	Z9022	9.21	Charcoal
LMS	5025	Z9023	6.54	Charcoal
LMS	5025	Z9024	2.03	Charcoal
LMS	5025	Z9025	1.91	Charcoal
LMS	5025	Z9026	6.05	Charcoal
LMS	5023	Z9027	8.51	Charcoal
LMS	5016	Z9028	4.72	Charcoal
LMS	5025	Z9029	8.8	Charcoal
LMS	5025	Z9030	1.42	Charcoal
LMS	5025	Z9031	3.02	Charcoal
LMS	5031	Z9032	4.17	Charcoal
LMS	5034	Z9033	2.22	Charcoal
LMS	5034	Z9034	3.03	Charcoal
LMS	5032	Z9035	1.82	Charcoal
LMS	5034	Z9036	3.8	Charcoal
LMS	5034	Z9037	3.63	Charcoal
LMS	5034	Z9038	7.48	Charcoal
LMS	5034	Z9039	1.99	Charcoal
LMS	5034	Z9040	3.82	Charcoal
LMS	5034	Z9041	4.4	Charcoal
LMS	5034	Z9042	11.71	Charcoal
LMS	5034	Z9043	7.52	Charcoal
LMS	5034	Z9044	3.24	Charcoal
LMS	5035	Z9045	4.38	Charcoal
LMS	5035	Z9046	4.67	Charcoal
LMS	5031	Z9050	1.83	Charcoal
LMS	5012	Z9051	2.94	Charcoal

Lumbini Geoarchaeology samples 2013						
Location	Micromorphology sample	OSL dating sample	Radiocarbon sample	Bulk sediment sample	Brick sample	Photo taken
North Gate by canal	Context 2	OSL 1		OSL dose rate 1		Yes
	Context 3A					
	Context 3C					
	Context 3D					
	Context 4					
	Context 4S					
	Context 5					
LMS-13 Lumbini Monastery	Context 5012	OSL 1 context 5014	Context 5014 OSL1/14C	Bulk for OSL 1 context 5014	Context 5022	Yes
	Context 5013	OSL 2 context 5012		Bulk for OSL 2 context 5012		
	Context 5014			Context 5020 pit fill		
	Context 5032					
MDT-13 Maya Devi Temple C6	Geoarchaeology context 3					Yes
	Context 604 plaster					
MDT-13 Maya Devi Temple C9	Context 910 paving					Yes
	Context 916 setting for paving					
	Context 919					
LNW-13 Well				OSL dose rate 1	Context 1604 SF 1648	Yes
				OSL dose rate 2	Context 1604 SF 1750	
				OSL dose rate 3		
				OSL dose rate 4		
LHP-13 Helipad		OSL 1		OSL dose rate 1 context 1347		Yes
Tilaurakot	TK Tree shrine floor					Yes
Padriya village	Straw burn 1		Roof collapse 7			Yes
	House well 2					
	Animal pen 3					
	General house 4					
	Platform 5					
	House wall 6					
	Garden 8					
Paddy 9						

